



US00D498066S

(12) **United States Design Patent**
Ige et al.

(10) **Patent No.:** **US D498,066 S**

(45) **Date of Patent:** **** Nov. 9, 2004**

(54) **CHAIR FOR HEALTHY SITTING**

(75) Inventors: **Leighton Makoto Ige**, Needham, MA (US); **Charles Yoshio Saiki**, Aiea, HI (US)

(73) Assignee: **Salubrion, LLC**, Framingham, MA (US)

(**) Term: **14 Years**

(21) Appl. No.: **29/190,627**

(22) Filed: **Sep. 23, 2003**

(51) **LOC (7) Cl.** **06-01**

(52) **U.S. Cl.** **D6/355; D6/374**

(58) **Field of Search** D6/330, 334, 335, D6/355, 369, 374-376, 380, 381, 500-502; 297/440.1, 440.13, 441.4, 441.41, 445.1

(56) **References Cited**

U.S. PATENT DOCUMENTS

D158,509 S * 5/1950 Saارين D6/375
D184,202 S * 12/1958 Yuen D6/369

D193,338 S * 8/1962 Tepper D6/375
D404,926 S * 2/1999 Smith D6/334
D427,797 S * 7/2000 Tseng D6/376
D436,749 S * 1/2001 Arad D6/374

* cited by examiner

Primary Examiner—Mimosa De

(74) *Attorney, Agent, or Firm*—Ward & Olivo

(57) **CLAIM**

The ornamental design for a chair for healthy sitting, as shown and described.

DESCRIPTION

FIG. 1: is a perspective view of the chair for healthy sitting according to our new design.

FIG. 2: is a rear view of the chair as shown in FIG. 1.

FIG. 3: is a top view of the chair as shown in FIG. 1.

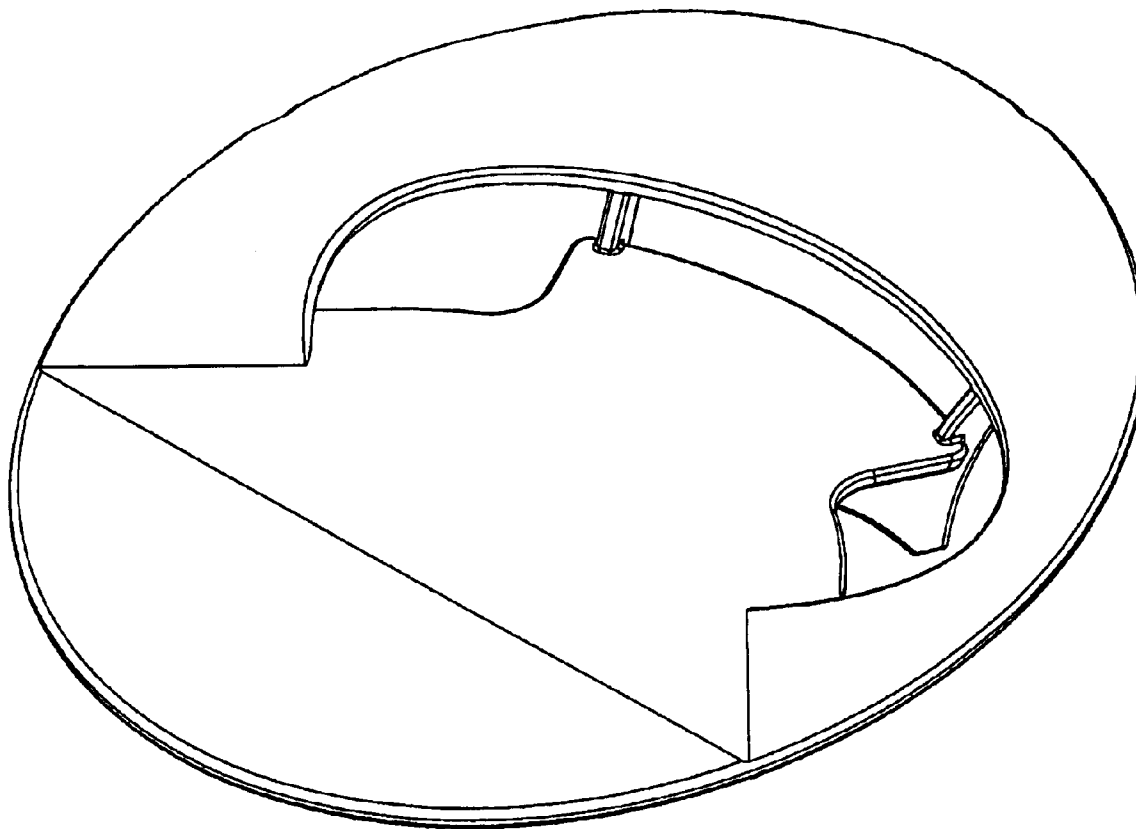
FIG. 4: is a right-side view of the chair as shown in FIG. 1.

FIG. 5: is a left-side view of the chair as shown in FIG. 1.

FIG. 6: is a front view of the chair as shown in FIG. 1; and,

FIG. 7: is a bottom view of the chair as shown in FIG. 1.

1 Claim, 4 Drawing Sheets



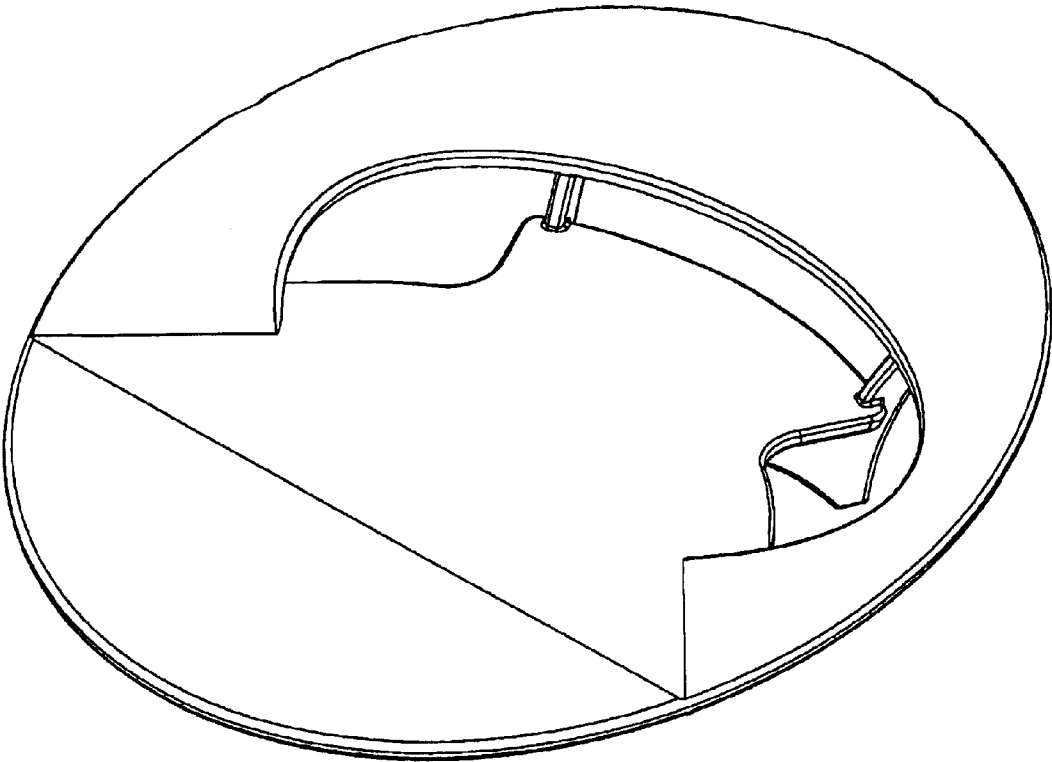


FIG 1

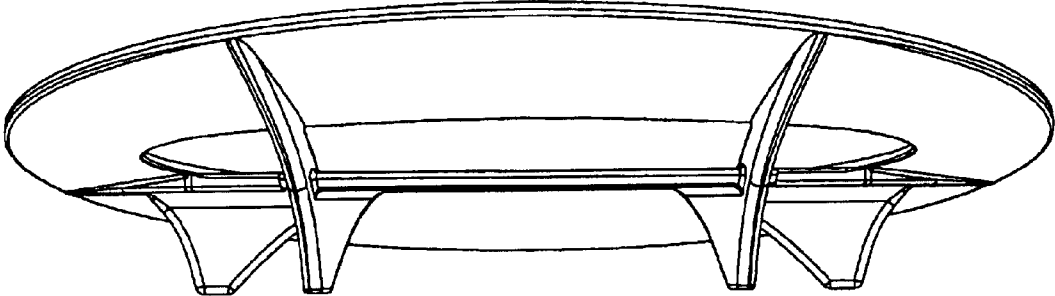


FIG 2

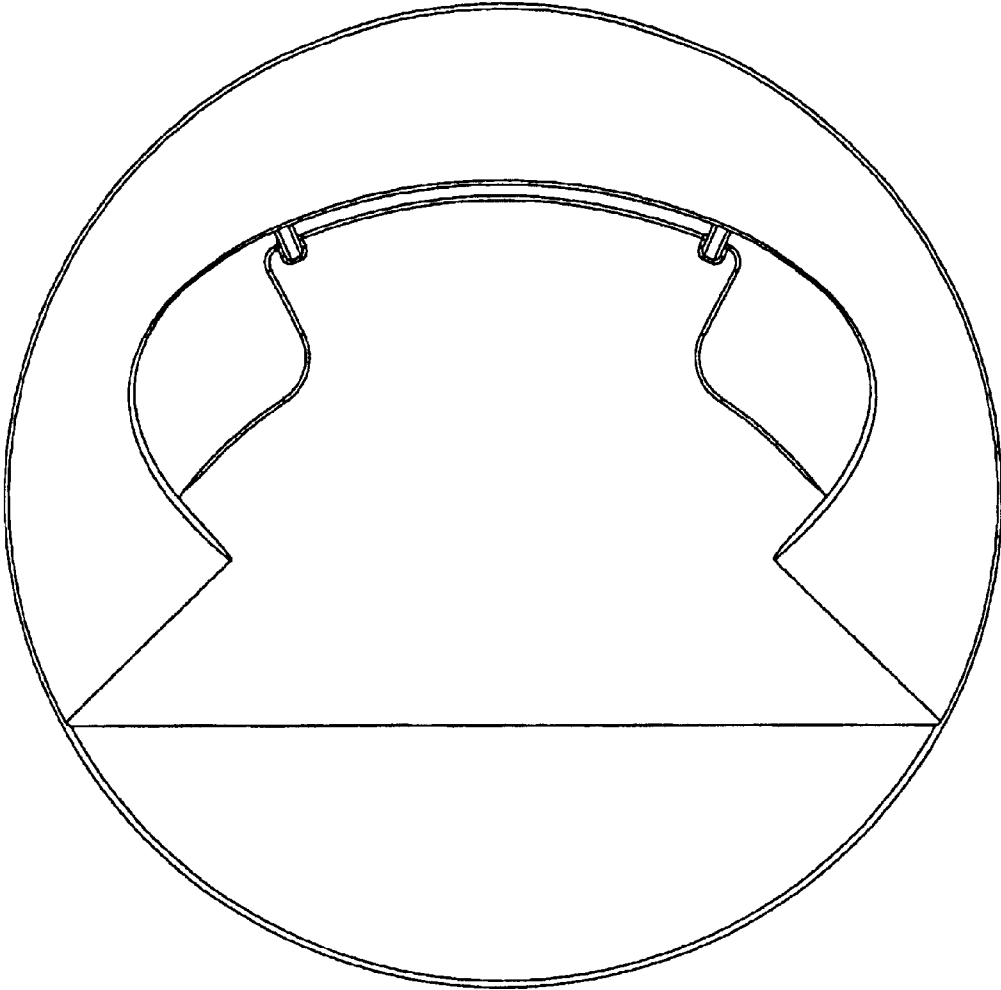


FIG 3

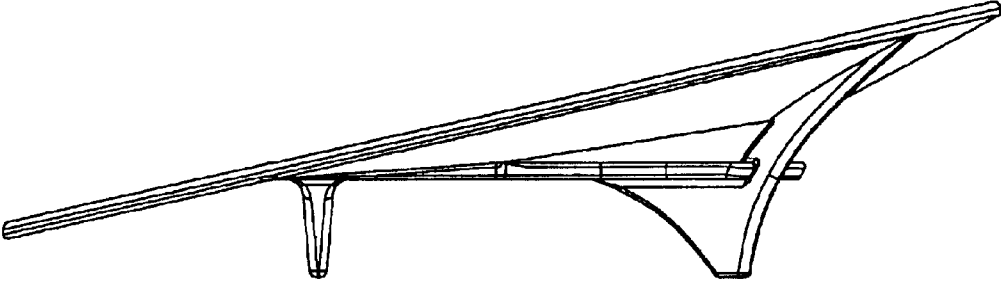


FIG 4

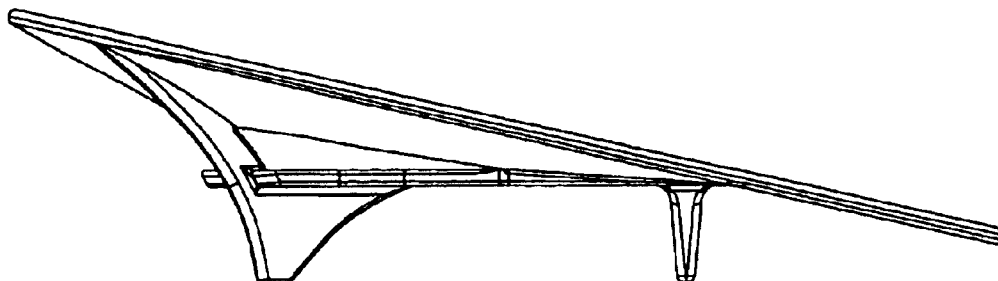


FIG 5

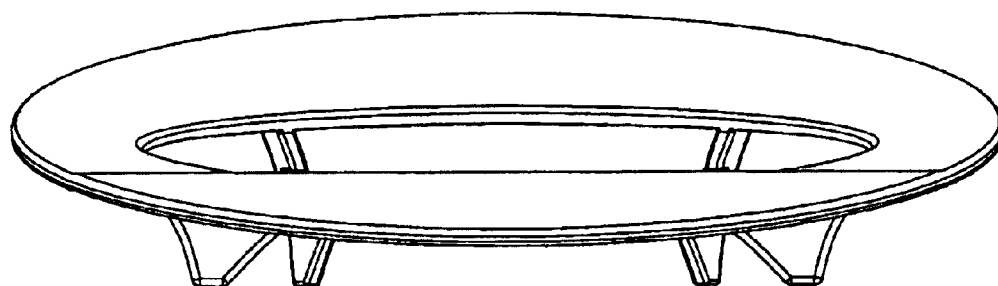


FIG 6

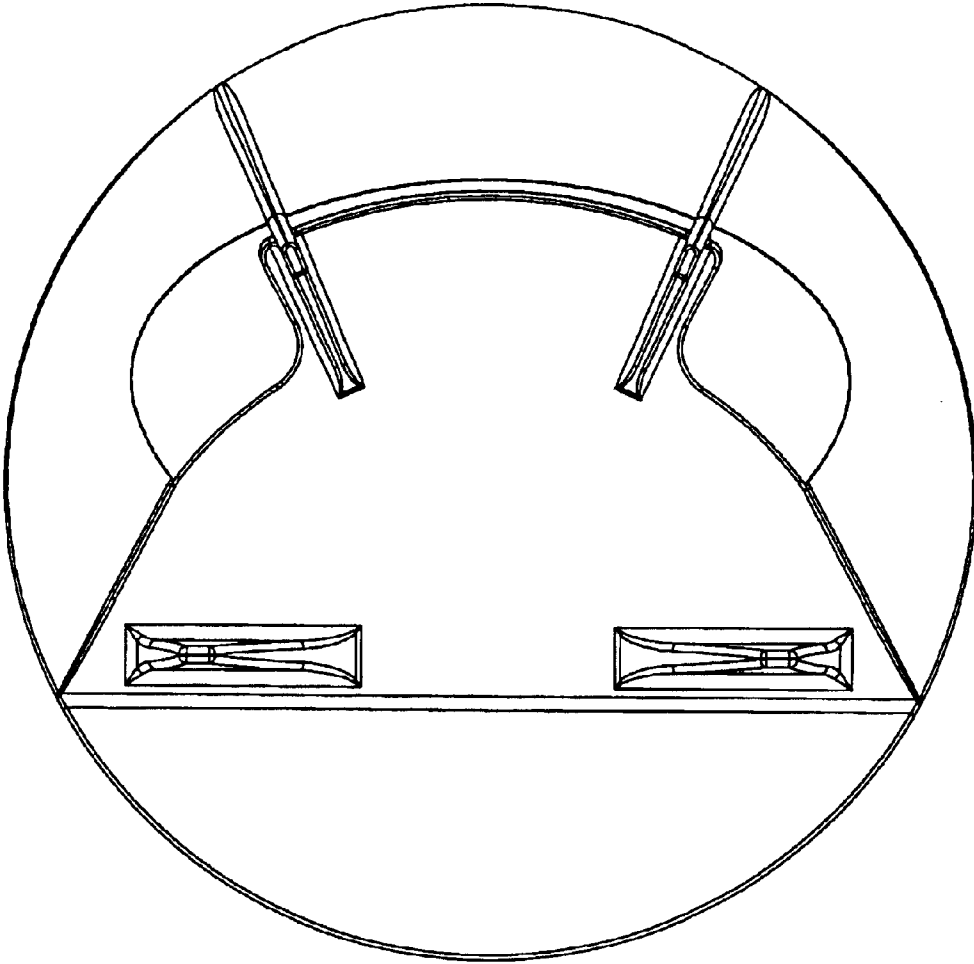


FIG 7