

US00D384663S

United States Patent [19]

Solomita et al.

[11] Patent Number: Des. 384,663

[45] Date of Patent: **Oct. 7, 1997

[54] TELEPHONE/ANSWERING MACHINE BASE

[75] Inventors: Anthony Solomita; Lu Ann Paletta, both of Norwalk, Conn.

[73] Assignee: Conair Corporation, Stamford, Conn.

[**] Term: 14 Years

[21] Appl. No.: 49,620

[22] Filed: Jan. 11, 1996

[51] LOC (6) Cl. 14-01

[52] U.S. Cl. D14/141; D14/149

[58] Field of Search D14/140, 141, D14/142, 144, 149-151, 240, 241, 147-148; 379/419, 420, 428, 440, 434-436, 67, 70, 88; D13/107, 108

[56] References Cited

U.S. PATENT DOCUMENTS

- D. 278,434 4/1985 Nestell D14/149
- D. 289,520 4/1987 Pushelberg D14/151
- D. 296,436 6/1988 Martinez D14/141
- D. 345,974 4/1994 Biskup et al. D14/149
- D. 347,222 5/1994 Hino et al. D14/149

- D. 349,899 8/1994 Siddoway et al. D14/151
- D. 350,541 9/1994 Chung D14/148 X
- D. 351,164 10/1994 Siddoway et al. D14/149
- D. 352,032 11/1994 Cowan D14/149 X
- D. 359,284 6/1995 Hung D14/148 X
- D. 362,001 9/1995 Roegner D14/151
- D. 363,286 10/1995 Solomita D14/151

Primary Examiner—Jeffrey Asch
Attorney, Agent, or Firm—Ohlandt, Greeley, Ruggiero & Perle

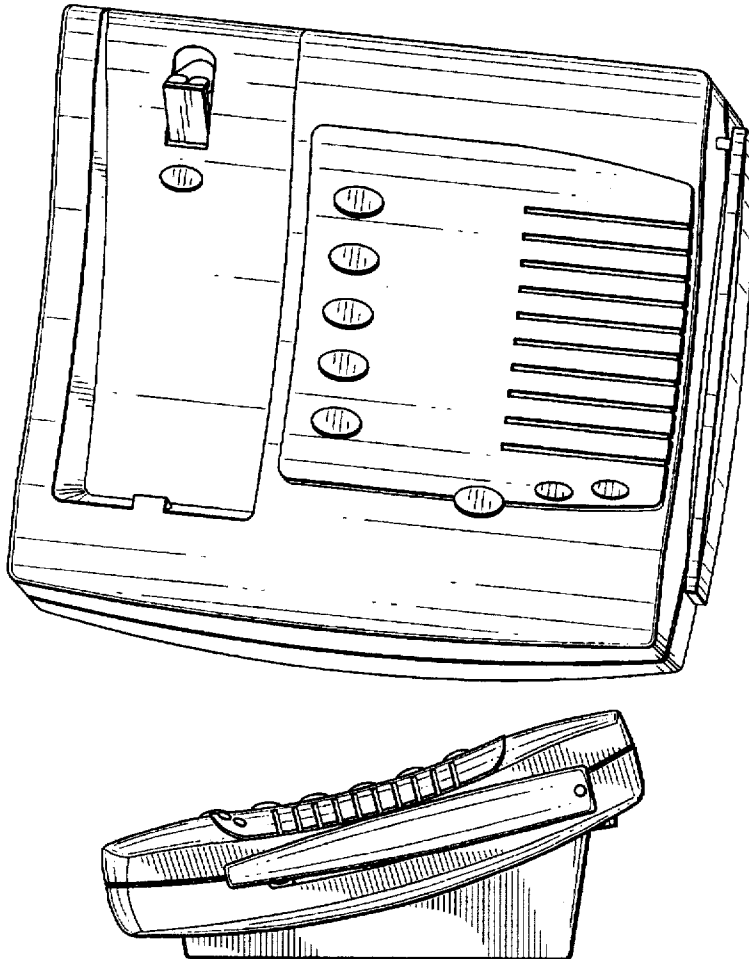
[57] CLAIM

The ornamental design for a telephone/answering machine base, as shown and described.

DESCRIPTION

FIG. 1 is a perspective view of a telephone/answering machine base, showing our new design; FIG. 2 is a front elevation view thereof; FIG. 3 is a rear elevation view thereof; FIG. 4 is a top plan view thereof; FIG. 5 is a bottom plan view thereof; FIG. 6 is a right side elevation view thereof; and, FIG. 7 is a left side elevation view thereof.

1 Claim, 4 Drawing Sheets



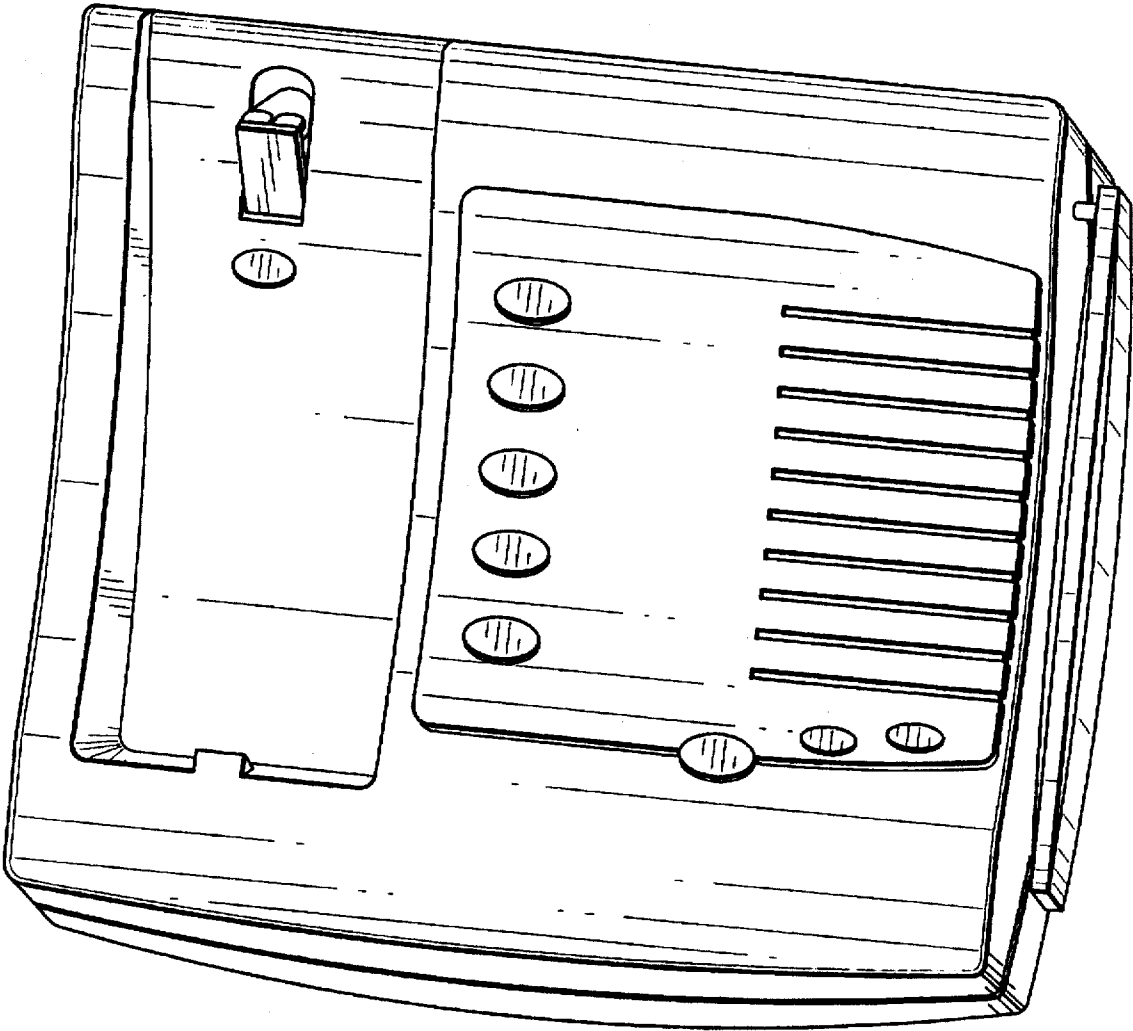


FIG. 1

FIG. 2

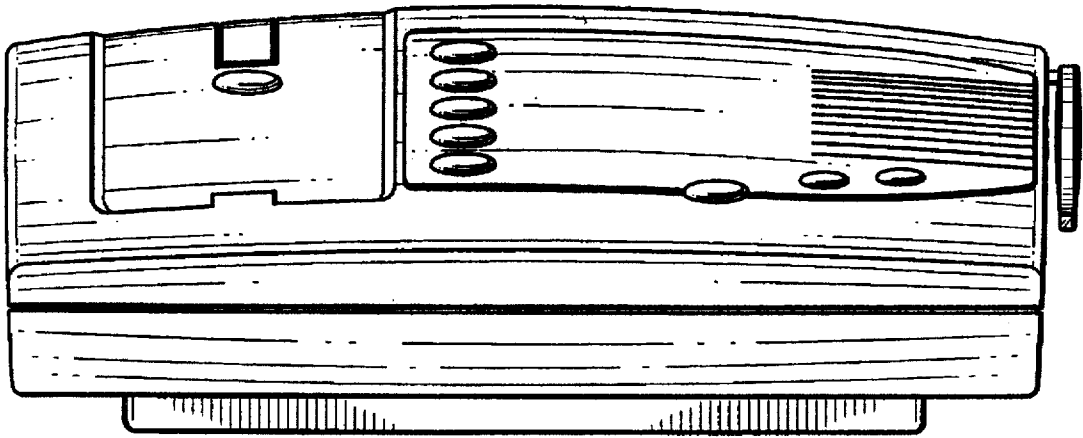
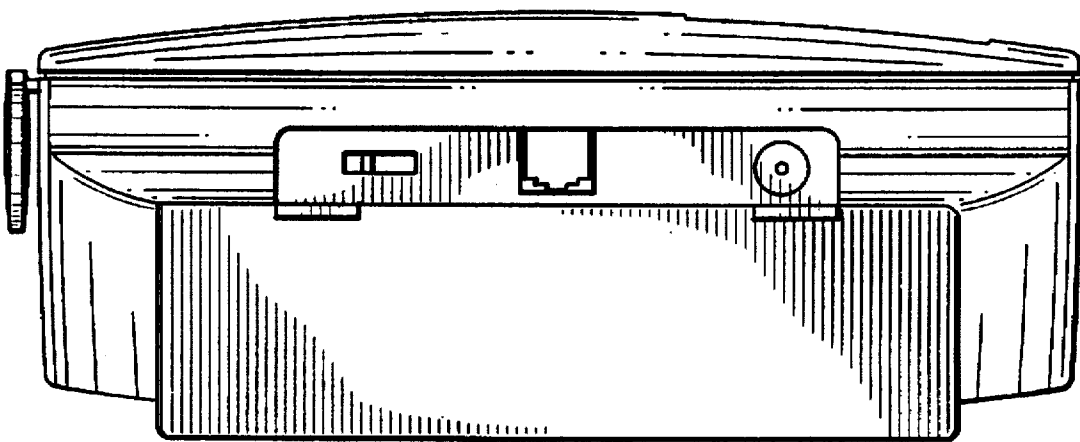


FIG. 3



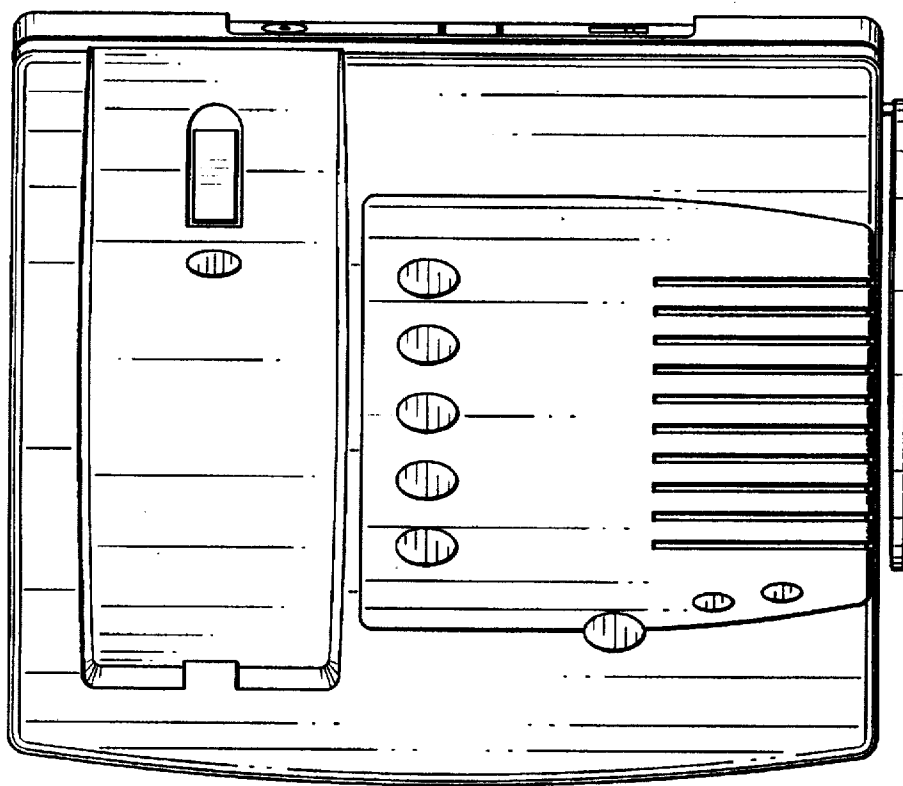


FIG. 4

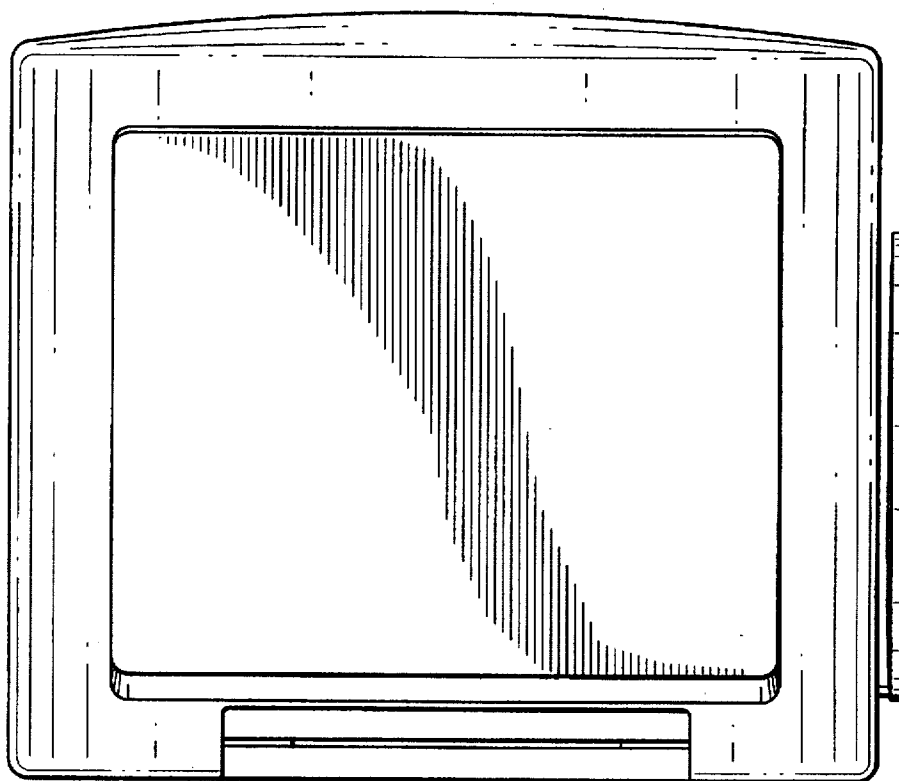


FIG. 5

FIG. 6

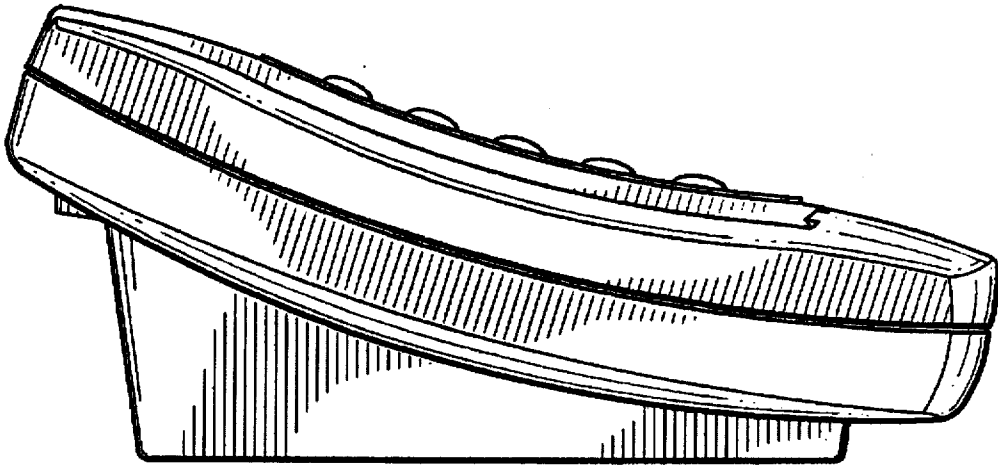


FIG. 7

