



US00D940467S

(12) **United States Design Patent**
Peng

(10) **Patent No.:** **US D940,467 S**

(45) **Date of Patent:** **** Jan. 11, 2022**

(54) **HEAD MASSAGER BRUSH**

(71) Applicant: **Ning Peng**, Jiangxi (CN)

(72) Inventor: **Ning Peng**, Jiangxi (CN)

(**) Term: **15 Years**

(21) Appl. No.: **29/744,567**

(22) Filed: **Jul. 30, 2020**

(51) **LOC (13) Cl.** **04-02**

(52) **U.S. Cl.**
USPC **D4/134**

(58) **Field of Classification Search**
USPC D4/100, 102, 121, 127, 126, 128, 129,
D4/130, 132, 133, 134, 135, 136, 138,
D4/199; D24/211, 214, 215; D30/158,
D30/159, 160; D32/35
CPC A46B 2200/1006; A46B 2200/102; A46B
2200/10

See application file for complete search history.

(56) **References Cited**

U.S. PATENT DOCUMENTS

D28,683 S *	5/1898	LaPierre	D4/134
1,604,435 A *	10/1926	Wharton	A61H 7/00
				601/154
1,987,390 A *	1/1935	Davis	A61H 7/003
				601/137
3,055,040 A *	9/1962	Schermerhorn	A61H 7/003
				401/42

D315,038 S *	2/1991	Strickler	D24/211
D321,434 S *	11/1991	Strickler	D4/136
D326,362 S *	5/1992	Bertwell	D30/158
D326,562 S *	6/1992	Bertwell	D30/158
D333,730 S *	3/1993	Martin	D30/158
D356,685 S *	3/1995	Bertwell	D4/125
6,793,434 B1 *	9/2004	Olson	A46B 5/04
				15/144.1
D620,714 S *	8/2010	Bona-Kustra	D4/130
D897,688 S *	10/2020	Li	D4/128
D906,691 S *	1/2021	Shi	D4/130
D915,078 S *	4/2021	Tang	D4/136

* cited by examiner

Primary Examiner — Karen E Eldridge Powers

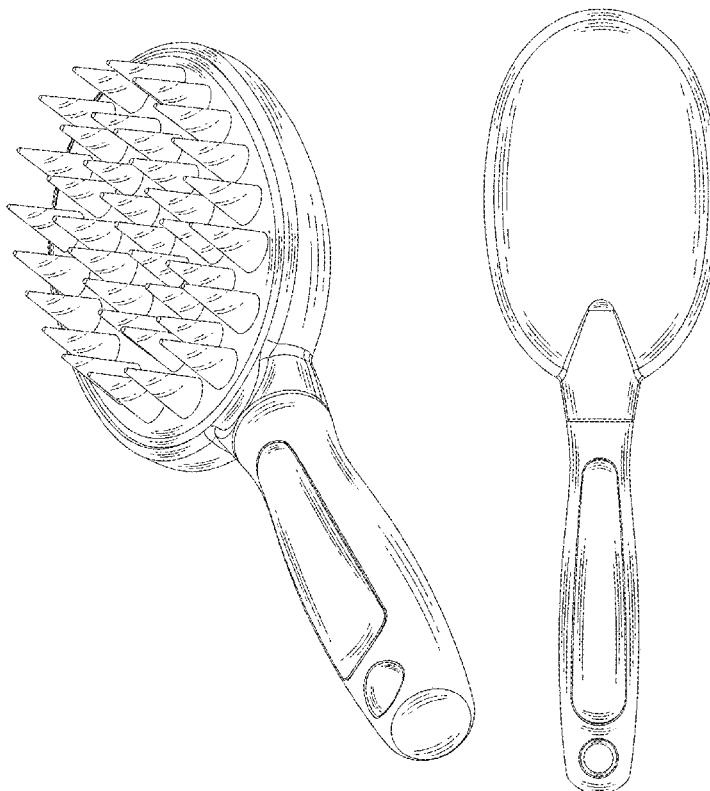
(57) **CLAIM**

The ornamental design for a head massager brush, as shown and described.

DESCRIPTION

FIG. 1 is a front perspective view of a head massager brush showing my new design;
FIG. 2 is a rear perspective view thereof;
FIG. 3 is a front elevation view thereof;
FIG. 4 is a rear elevation view thereof;
FIG. 5 is a left side elevation view thereof;
FIG. 6 is a right side elevation view thereof;
FIG. 7 is a top plan view thereof; and,
FIG. 8 is a bottom plan view thereof.

1 Claim, 8 Drawing Sheets



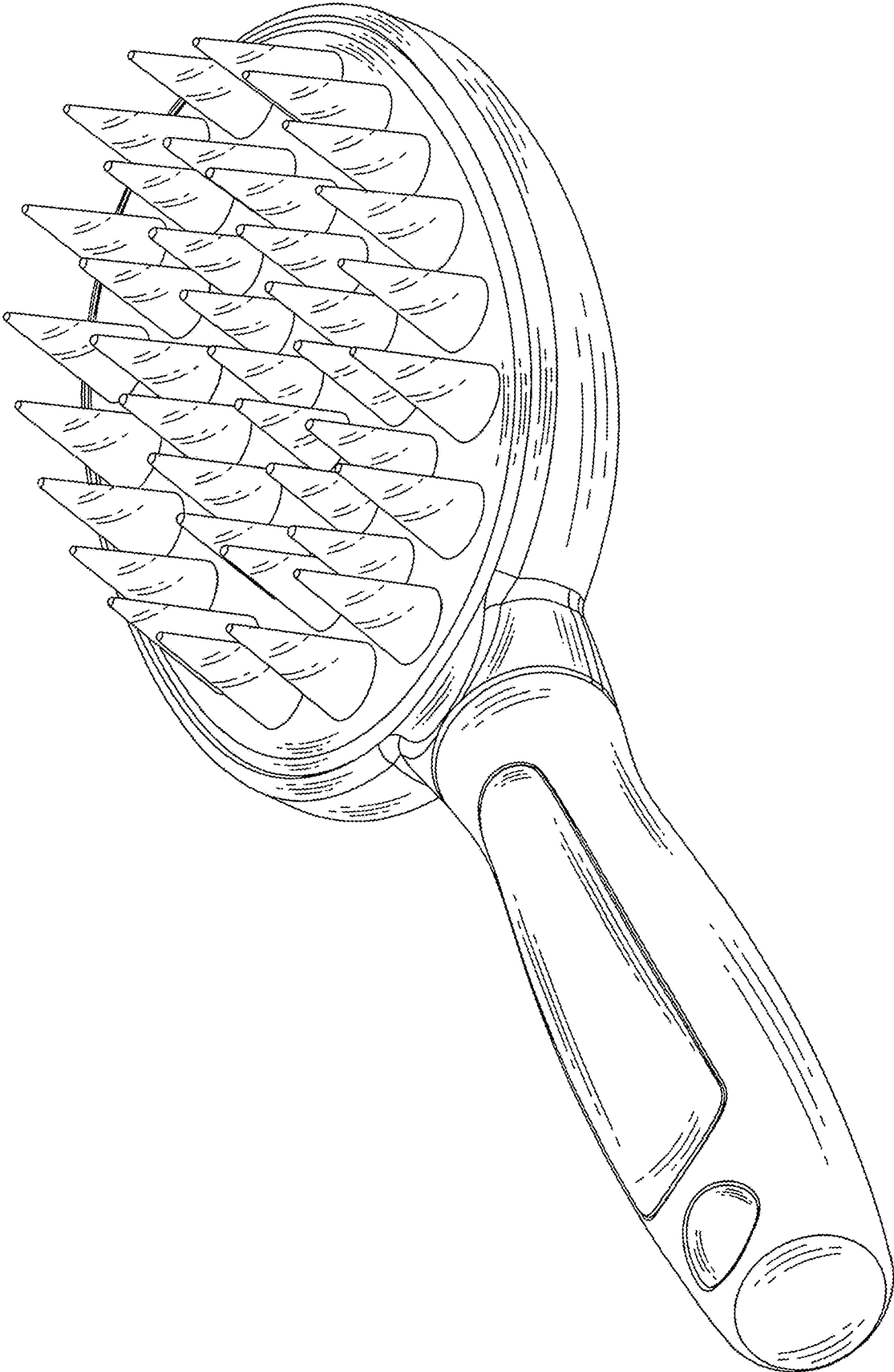


FIG. 1

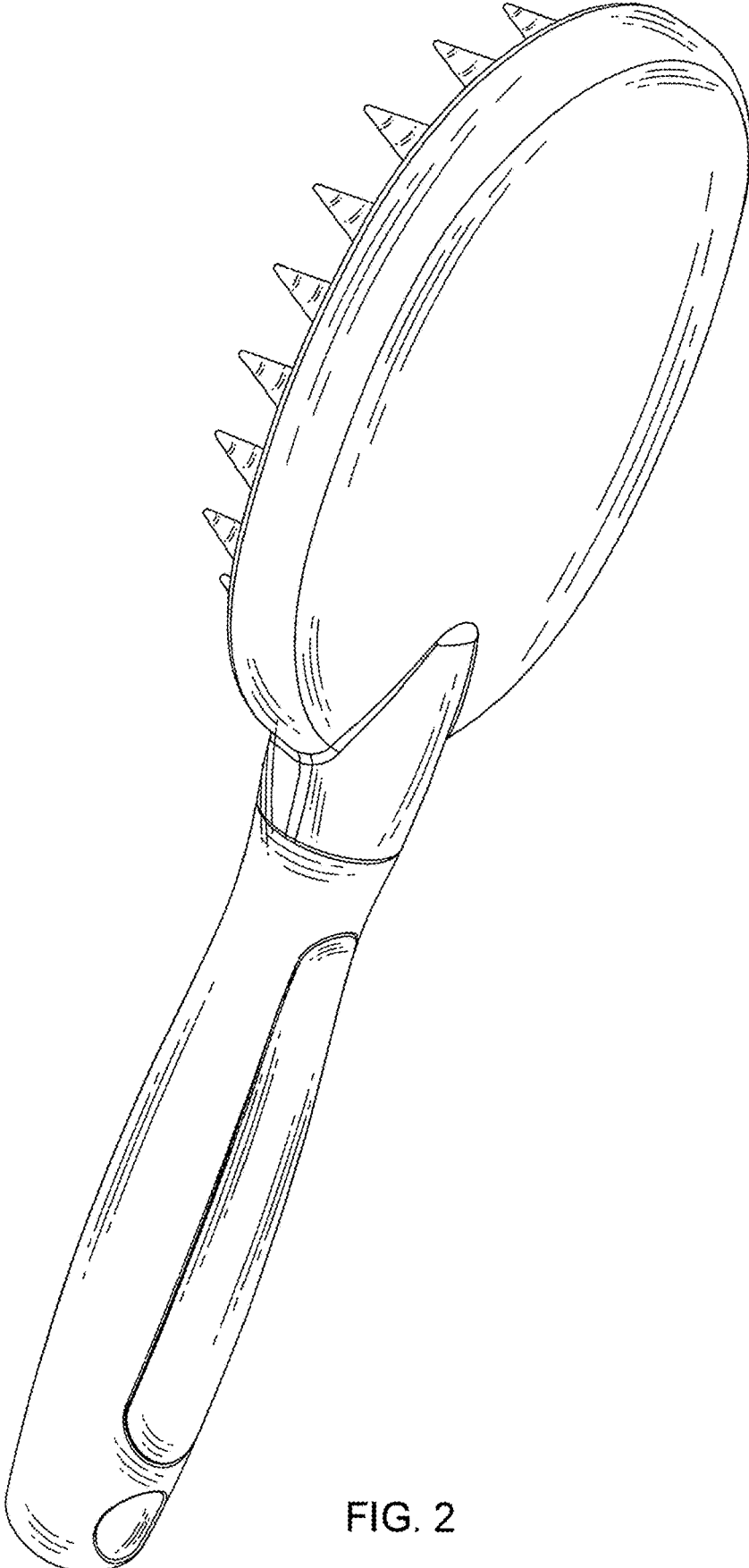


FIG. 2

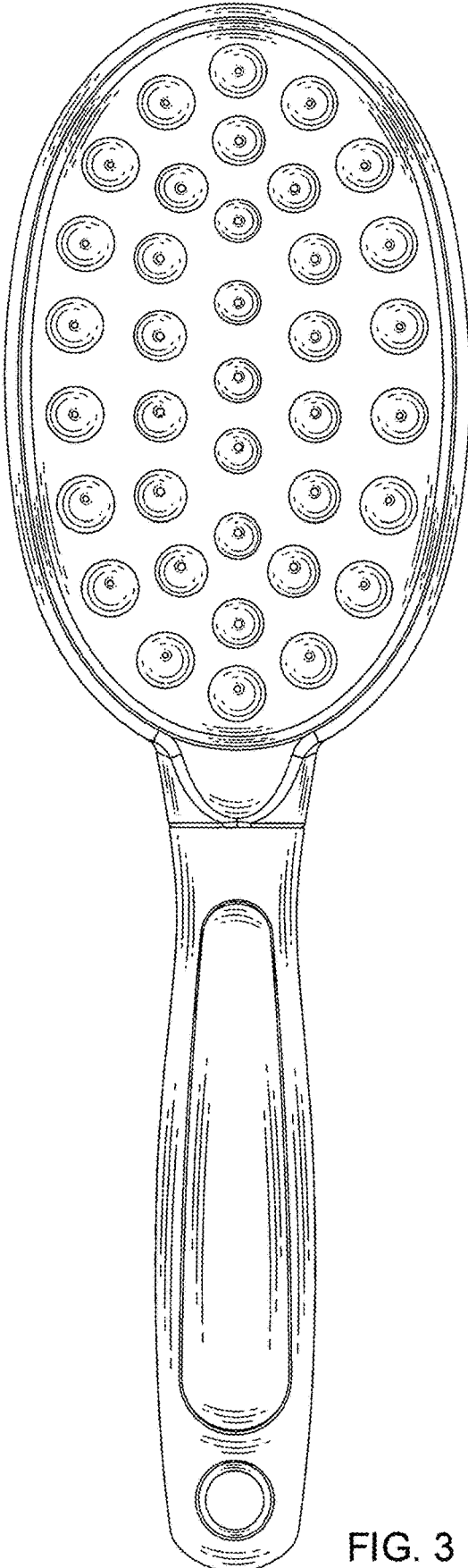


FIG. 3

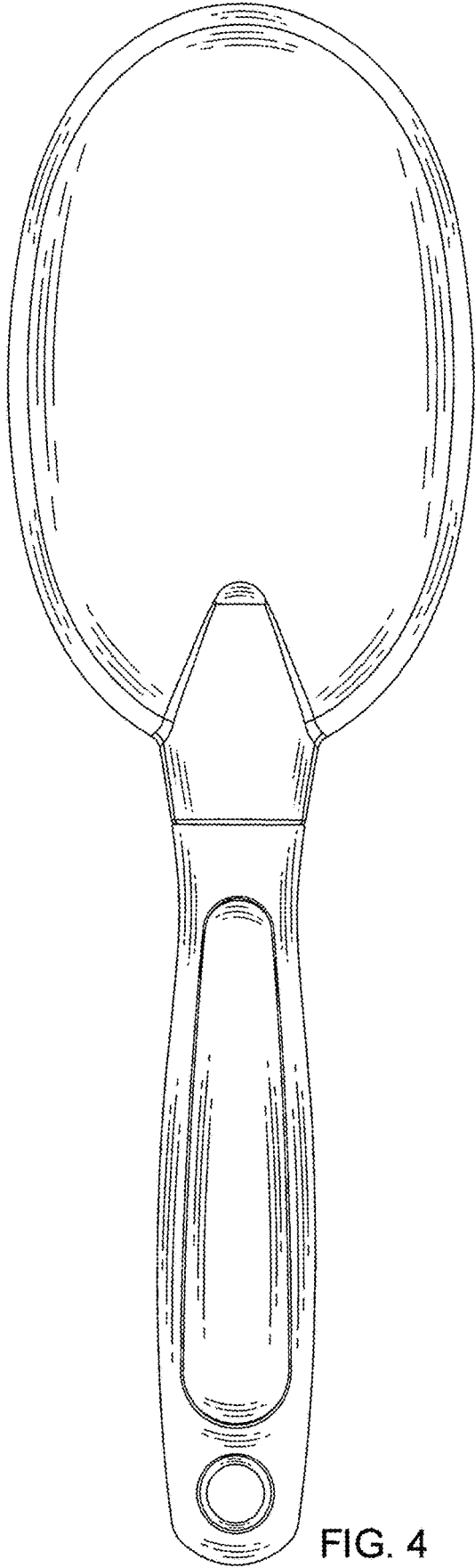


FIG. 4

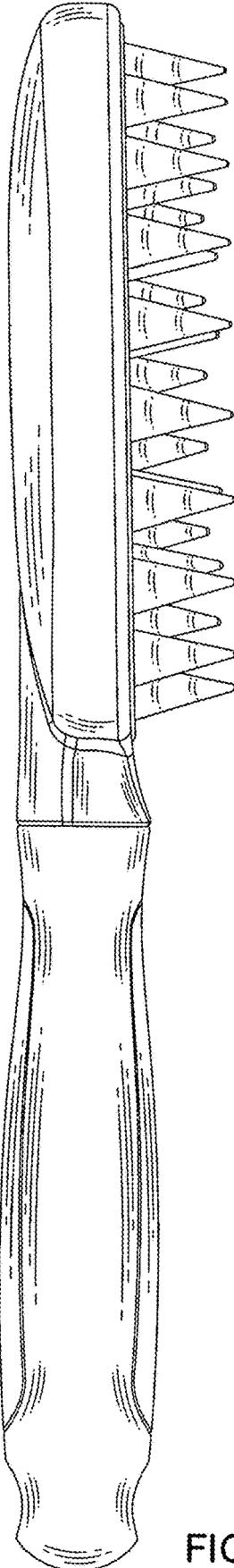


FIG. 5

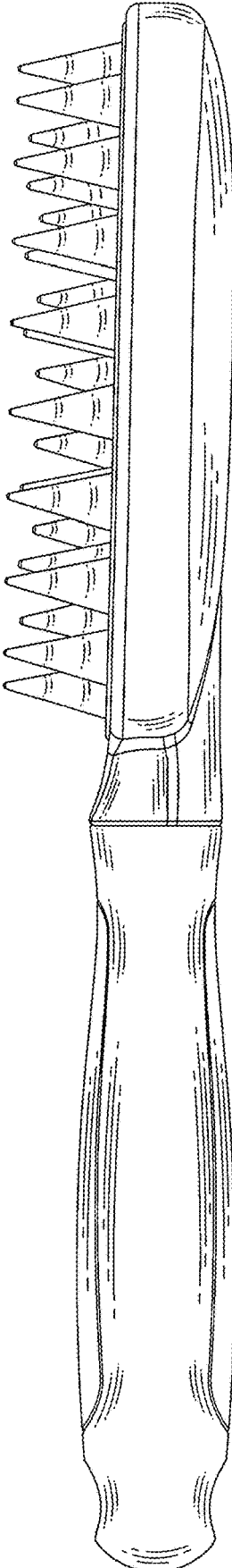


FIG. 6

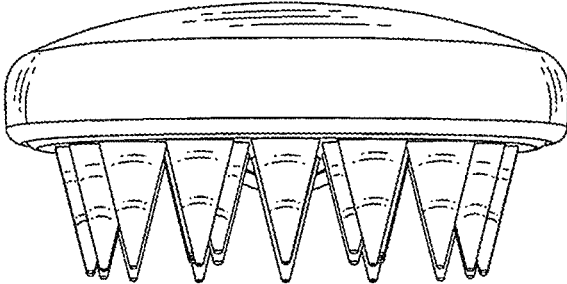


FIG. 7

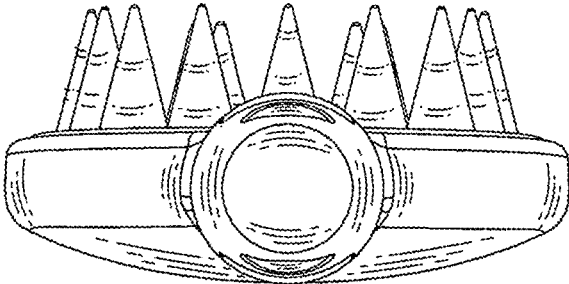


FIG. 8