



US00D692007S

(12) **United States Design Patent**
Lin

(10) **Patent No.:** **US D692,007 S**

(45) **Date of Patent:** **** Oct. 22, 2013**

(54) **PANEL FOR A COMPUTER CASE**

(71) Applicant: **Key Mouse Electronic Enterprise Co., Ltd.**, New Taipei (TW)

(72) Inventor: **Meng-Huei Lin**, New Taipei (TW)

(73) Assignee: **Key Mouse Electronic Enterprise Co., Ltd.**, New Taipei (TW)

(**) Term: **14 Years**

(21) Appl. No.: **29/435,013**

(22) Filed: **Oct. 18, 2012**

(51) **LOC (9) Cl.** **14-02**

(52) **U.S. Cl.**

USPC **D14/445**

(58) **Field of Classification Search**

USPC D14/441-446, 313, 349, 356, 360-368;
D13/162, 184, 199; 312/223.2;
360/99.01-99.12; 361/679.31-679.33,
361/679.55; 369/34.01, 36.01

See application file for complete search history.

(56) **References Cited**

U.S. PATENT DOCUMENTS

D439,255 S * 3/2001 Jean et al. D14/444
D502,949 S * 3/2005 Chang D14/444

D512,429 S * 12/2005 Su et al. D14/444
D518,041 S * 3/2006 Sun D14/302
D524,318 S * 7/2006 Tsai D14/445
D554,645 S * 11/2007 Li D14/441

* cited by examiner

Primary Examiner — Freda S Nunn

(74) *Attorney, Agent, or Firm* — Muncy, Geissler, Olds & Lowe, PLLC

(57) **CLAIM**

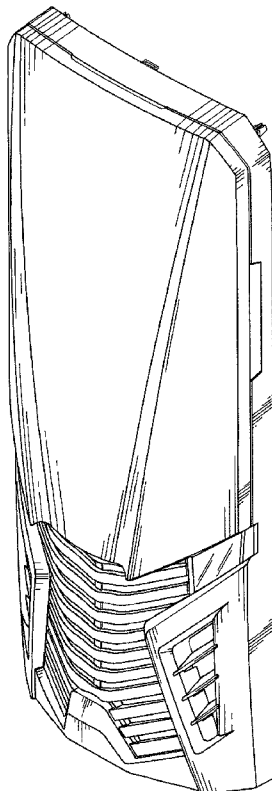
The ornamental design for a panel for a computer case, as shown and described.

DESCRIPTION

FIG. 1 is a perspective view of a panel for a computer case; FIG. 2 is a front view thereof; FIG. 3 is a back view thereof; FIG. 4 is a left side view thereof; FIG. 5 is a right side view thereof; FIG. 6 is a top view thereof; and, FIG. 7 is a bottom view thereof.

Broken lines shown in the drawings illustrate portions of the panel, and form no part of the claimed design.

1 Claim, 7 Drawing Sheets



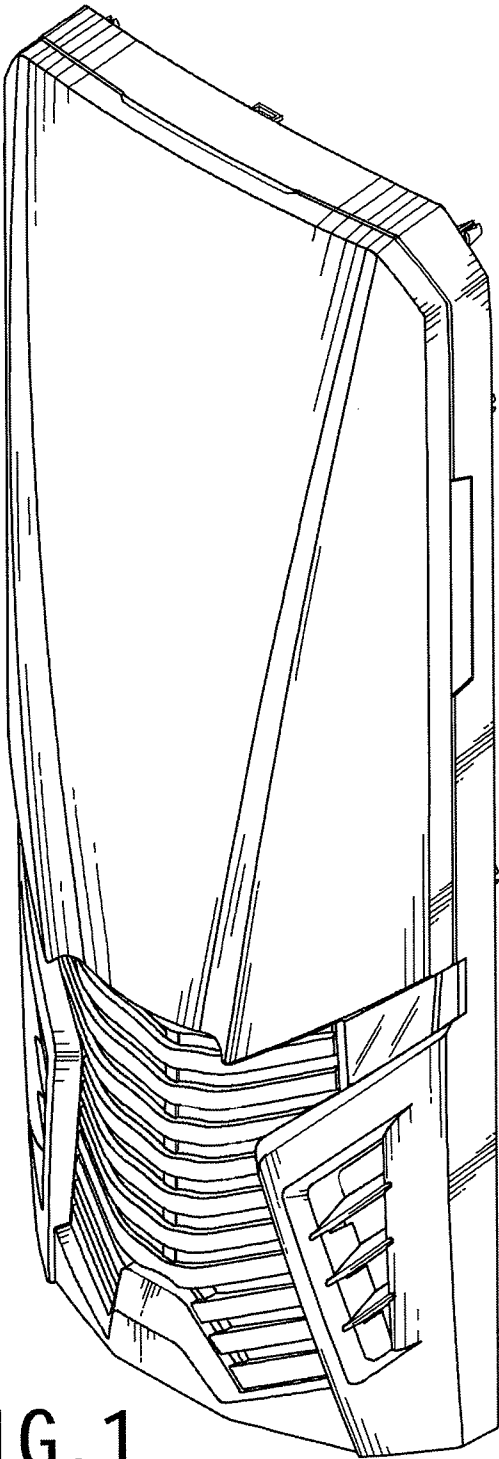


FIG. 1

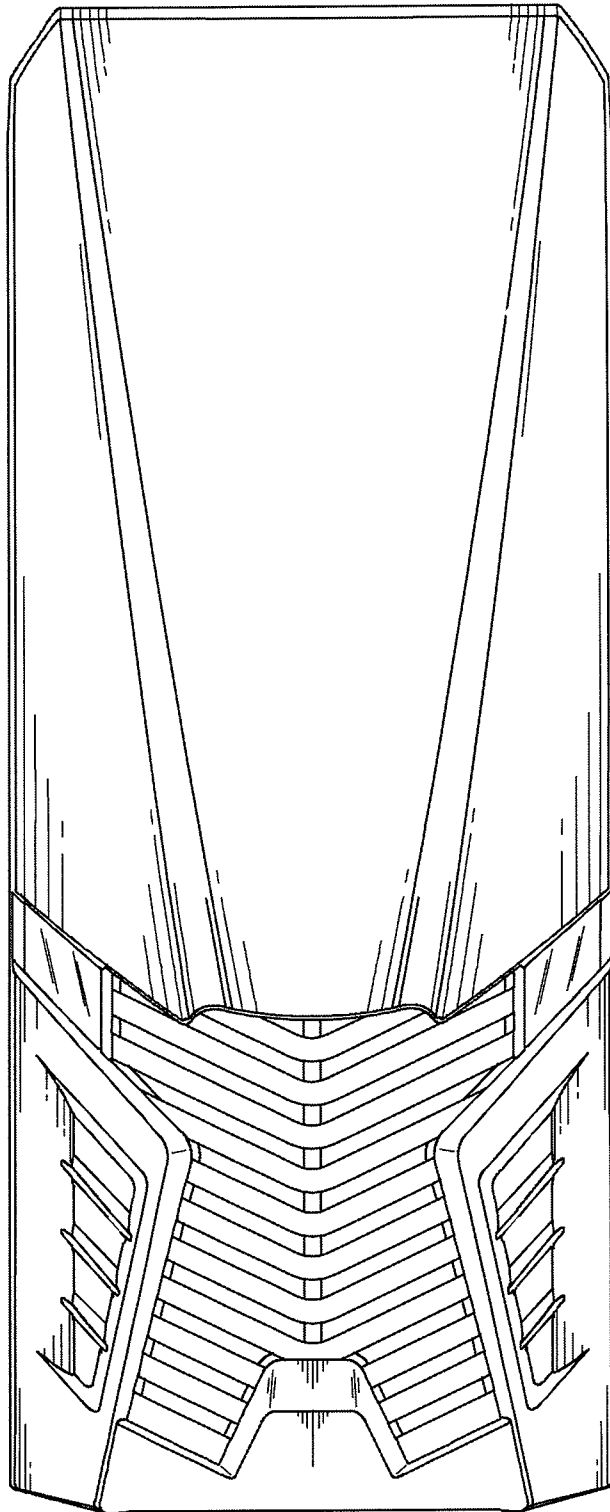


FIG. 2

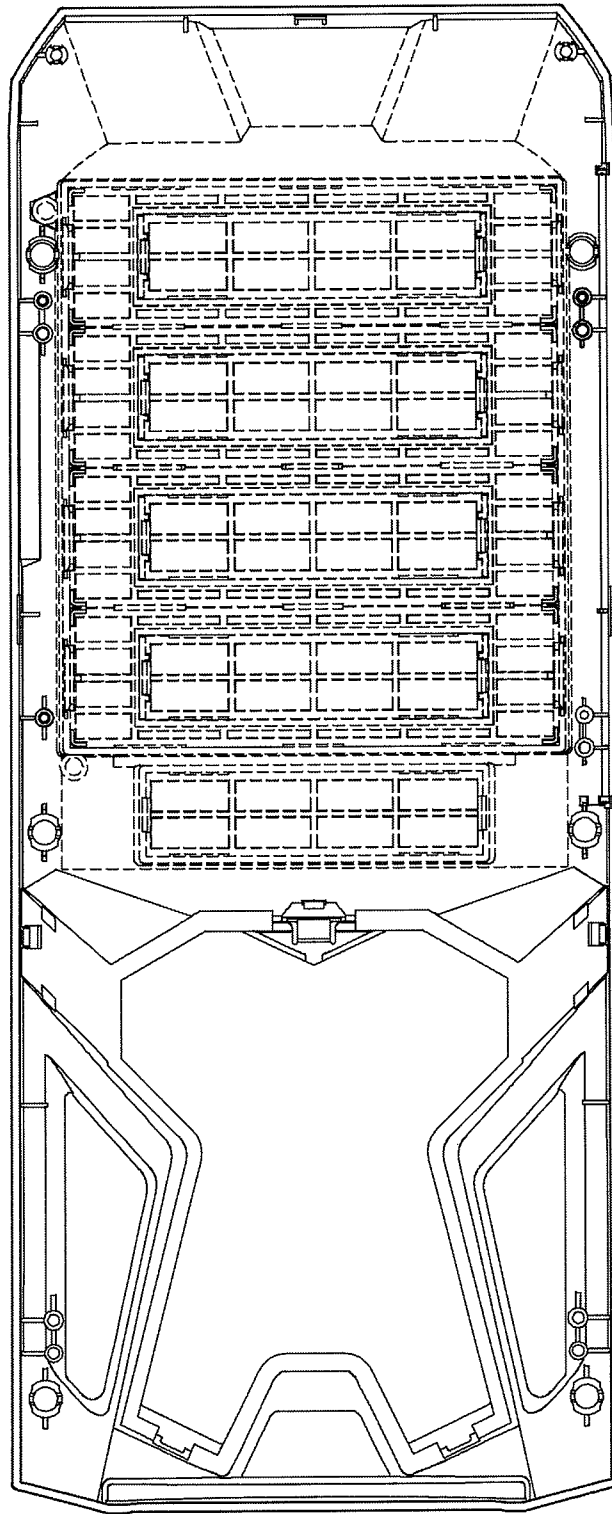


FIG. 3

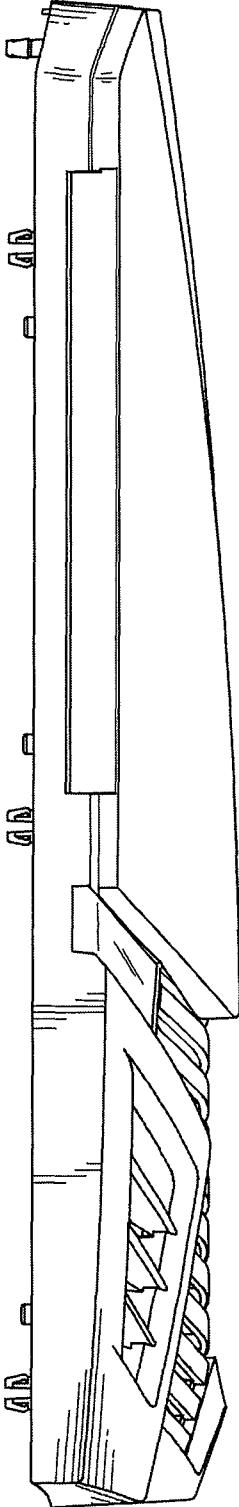


FIG. 4

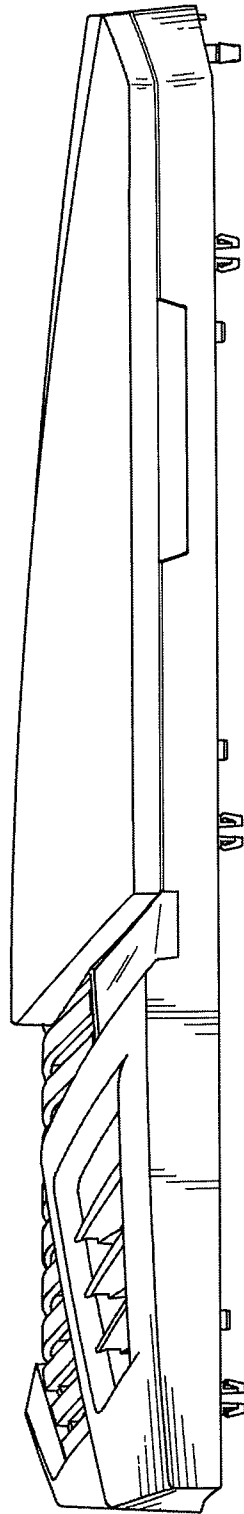


FIG. 5

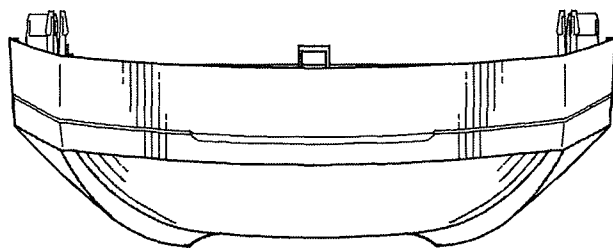


FIG. 6

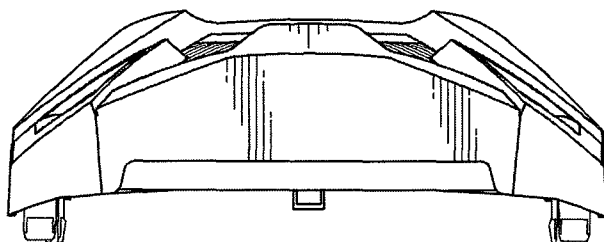


FIG. 7