



US00D554010S

(12) **United States Design Patent**
Bowen et al.

(10) **Patent No.:** **US D554,010 S**
(45) **Date of Patent:** **** Oct. 30, 2007**

(54) **SINGLE-SPACING STUD TAPE**

2,517,159 A * 8/1950 Allen D10/71
4,215,368 A * 7/1980 Flory et al. 348/176
4,924,594 A * 5/1990 Fernandes 33/483

(76) Inventors: **Harry W. Bowen**, P.O. Box 790,
Franklin, NC (US) 28744; **Harry W.
Bowen, Jr.**, 323 8th Ave., Haddon
Heights, NJ (US) 08035

* cited by examiner

Primary Examiner—Antoine D. Davis
(74) *Attorney, Agent, or Firm*—Clements Walker; Jason S.
Miller

(**) Term: **14 Years**

(21) Appl. No.: **29/271,734**

(57) **CLAIM**

(22) Filed: **Jan. 25, 2007**

The ornamental design for the single-spacing stud tape, as
shown and described.

Related U.S. Application Data

DESCRIPTION

(63) Continuation-in-part of application No. 29/210,815,
filed on Aug. 6, 2004, which is a continuation-in-part
of application No. 29/202,873, filed on Apr. 6, 2004,
now Pat. No. Des. 522,390.

FIG. 1 is an elevational perspective view of a single-spacing
stud tape showing our new design; and,

(51) **LOC (8) Cl.** **10-04**

(52) **U.S. Cl.** **D10/71**

(58) **Field of Classification Search** D10/70,
D10/71; 33/483–494, 512, 759, 768, 769,
33/770

FIG. 2 is a front elevational view thereof, illustrating the
single-spacing stud tape that is repetitiously marked.

The stud tape is disclosed in a manner which indicates an
indeterminate length.

See application file for complete search history.

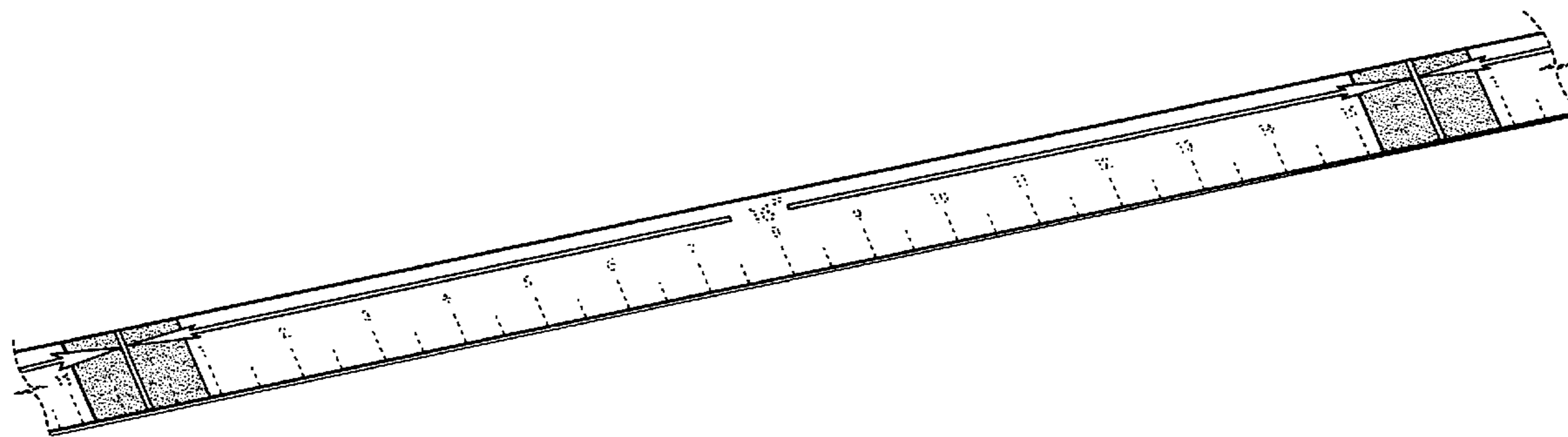
The rear and the side edges of the single-spacing stud tape
are unornamented. Indicia are shown in broken lines, and
form no part of the invented design. Areas containing
stippling have a color that is different from regions having
no stippling.

(56) **References Cited**

U.S. PATENT DOCUMENTS

1 Claim, 2 Drawing Sheets

1,098,100 A * 5/1914 Durand 33/494



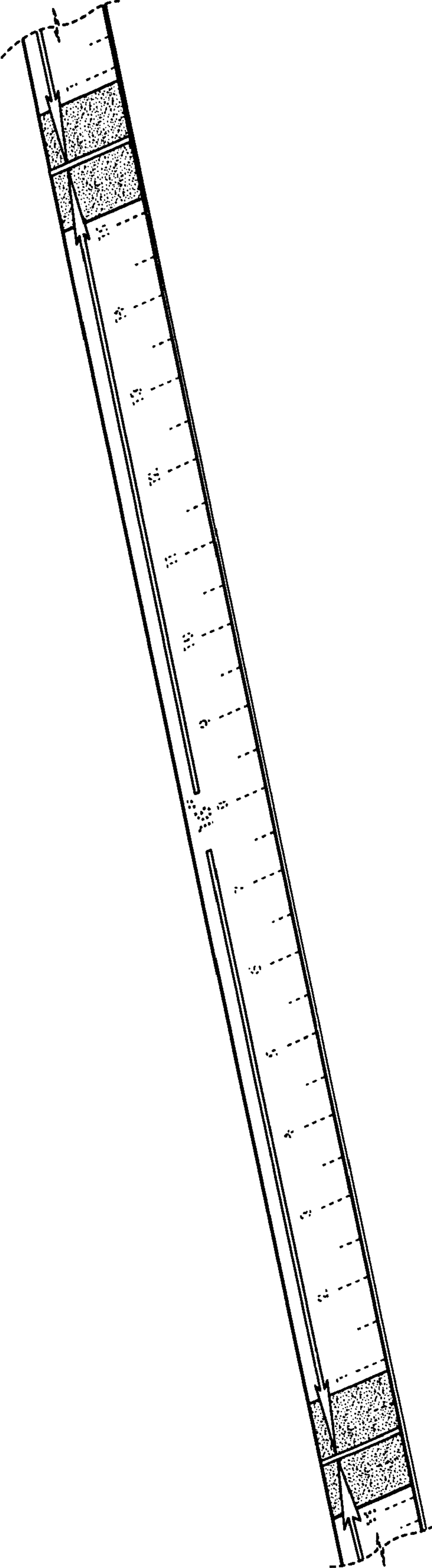


FIG. 1

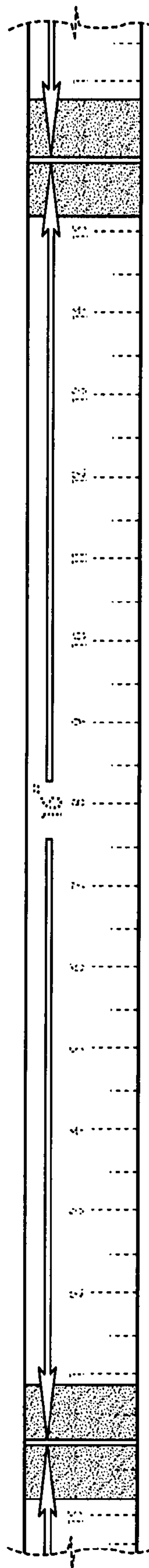


FIG. 2