



US00D737781S

(12) **United States Design Patent**  
**Yoshioka**

(10) **Patent No.:** **US D737,781 S**

(45) **Date of Patent:** **\*\* Sep. 1, 2015**

(54) **CONNECTOR**

(71) Applicant: **Panasonic Intellectual Property Management Co., Ltd.**, Osaka-shi, Osaka (JP)

(72) Inventor: **Kohsuke Yoshioka**, Mie (JP)

(73) Assignee: **PANASONIC INTELLECTUAL PROPERTY MANAGEMENT CO., LTD.**, Osaka (JP)

(\*\*) Term: **14 Years**

(21) Appl. No.: **29/503,652**

(22) Filed: **Sep. 29, 2014**

(51) **LOC (10) Cl.** ..... **13-03**

(52) **U.S. Cl.**  
USPC ..... **D13/147**

(58) **Field of Classification Search**  
USPC ..... D13/147, 154, 184, 199  
See application file for complete search history.

(56) **References Cited**

U.S. PATENT DOCUMENTS

D642,531 S \* 8/2011 Nishimura et al. .... D13/147  
D681,557 S \* 5/2013 Miyazaki et al. .... D13/147

D684,541 S \* 6/2013 Miyazaki et al. .... D13/147  
D695,692 S \* 12/2013 Takenaga et al. .... D13/147  
D720,699 S \* 1/2015 Watanabe ..... D13/147

FOREIGN PATENT DOCUMENTS

JP 2013-232372 A 11/2013

\* cited by examiner

*Primary Examiner* — Daniel Bui

(74) *Attorney, Agent, or Firm* — Brinks Gilson & Lione

(57) **CLAIM**

I claim the ornamental design for a connector, as shown and described.

**DESCRIPTION**

FIG. 1 is a top and front perspective view of a connector showing my new design;  
FIG. 2 is a top and rear perspective view thereof;  
FIG. 3 is a top view thereof;  
FIG. 4 is a bottom view thereof;  
FIG. 5 is a front view thereof;  
FIG. 6 is a rear view thereof;  
FIG. 7 is a first side view thereof; and,  
FIG. 8 is a second side view thereof.

**1 Claim, 8 Drawing Sheets**

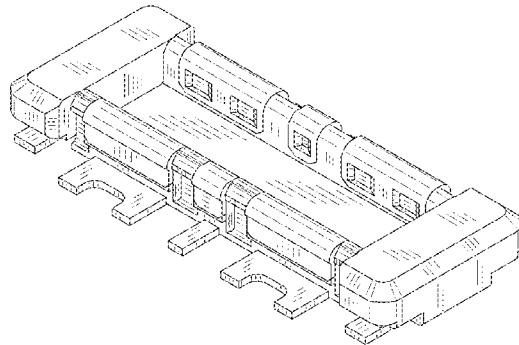
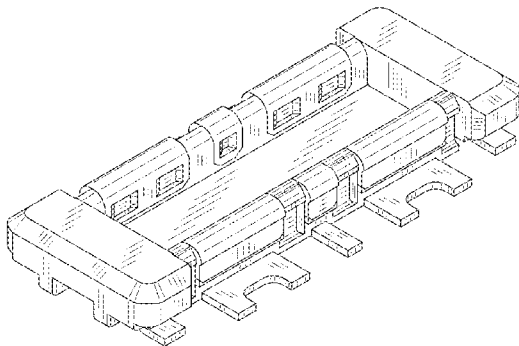


FIG. 1

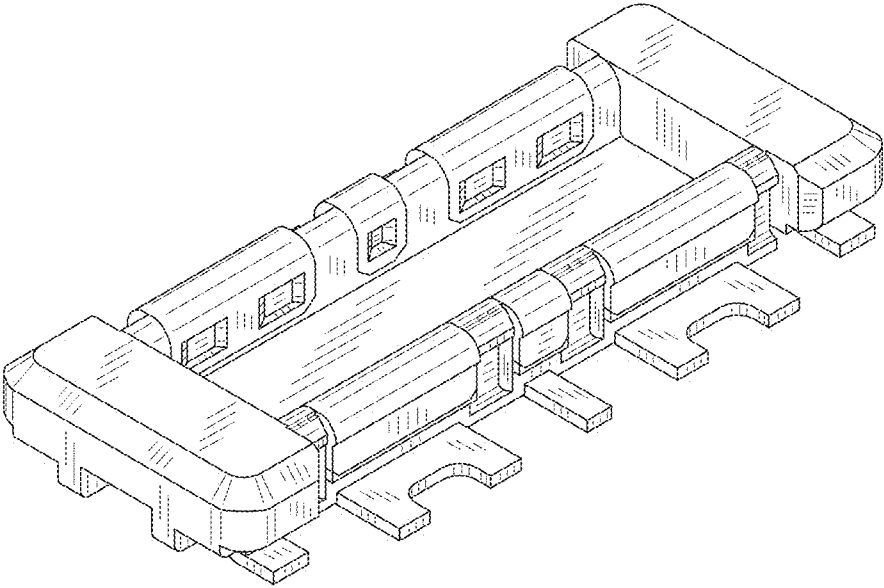


FIG.2

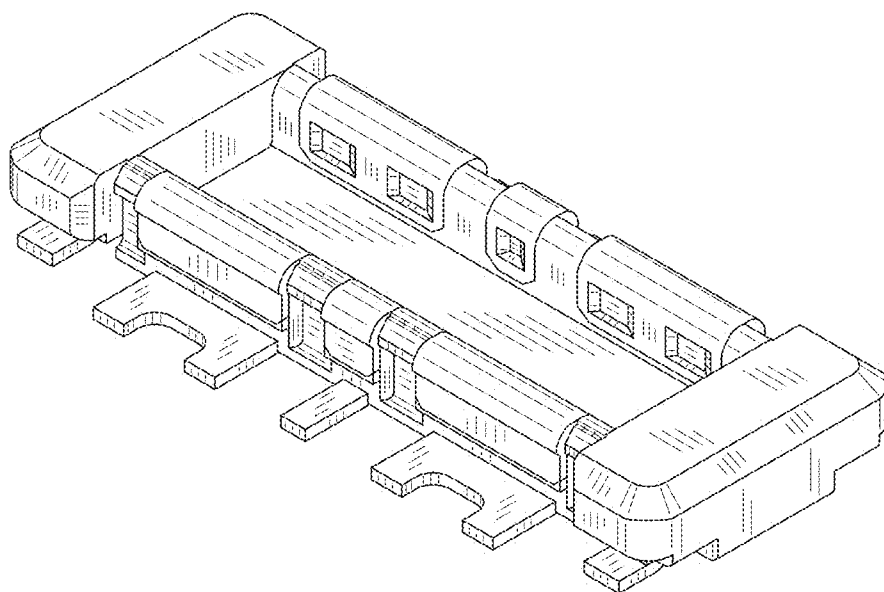


FIG.3

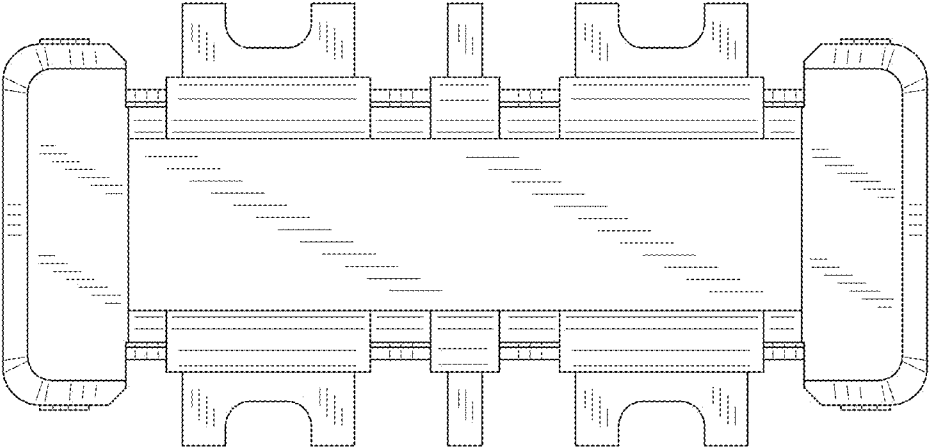


FIG.4

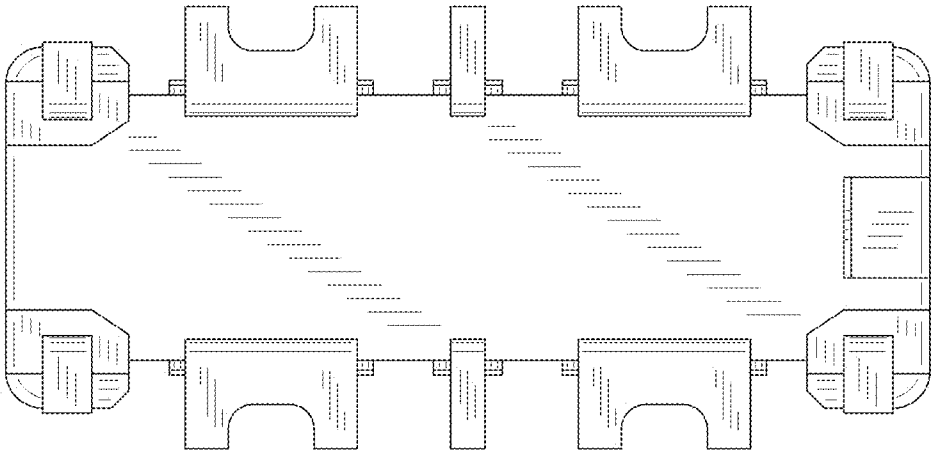


FIG.5

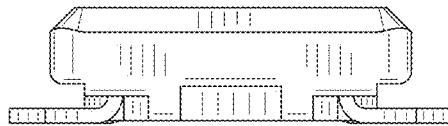


FIG.6

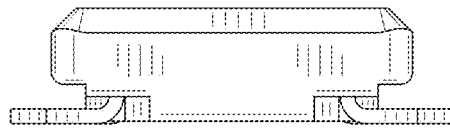


FIG. 7

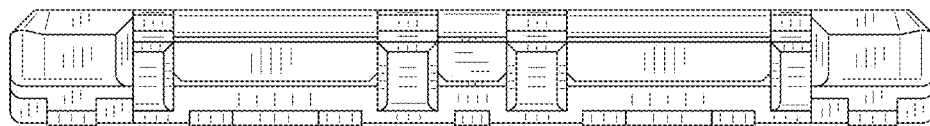


FIG. 8

