



US00D332016S

# United States Patent [19] Brown

[11] Patent Number: Des. 332,016

[45] Date of Patent: \*\* Dec. 29, 1992

[54] COLLAPSIBLE MUSIC BAND STAND

[75] Inventor: Lawrence A. Brown, 13727 Mulholland Dr., Beverly Hills, Calif. 90210

[73] Assignee: Lawrence A. Brown, Beverly Hills, Calif.

[\*\*] Term: 14 Years

[21] Appl. No.: 510,397

[22] Filed: Apr. 16, 1990

[52] U.S. Cl. .... D6/419; D6/420; D6/429

[58] Field of Search ..... D6/429-431, D6/419, 420; 248/460, 447.2, 451

[56] References Cited

U.S. PATENT DOCUMENTS

2,309,876 2/1943 Todd ..... 248/460  
2,896,364 7/1959 McCollister ..... 248/447.2 X

OTHER PUBLICATIONS

Photographs of a Music Band Stand Provided by Applicant which have been in public use prior to invention.

Primary Examiner—Carmen H. Vales-Lado  
Attorney, Agent, or Firm—Poms, Smith, Lande & Rose

[57] CLAIM

The ornamental design for a collapsible music band stand, as shown and described.

DESCRIPTION

FIG. 1 is a front perspective view of a collapsible music band stand showing my new design; FIG. 2 is a left side elevational view thereof; FIG. 3 is a front elevational view thereof; FIG. 4 is a rear elevational view thereof; FIG. 5 is a top plan view thereof; FIG. 6 is a bottom plan view thereof; FIG. 7 is a rear perspective view thereof; and, FIG. 8 is a perspective view of the stand in collapsed condition.

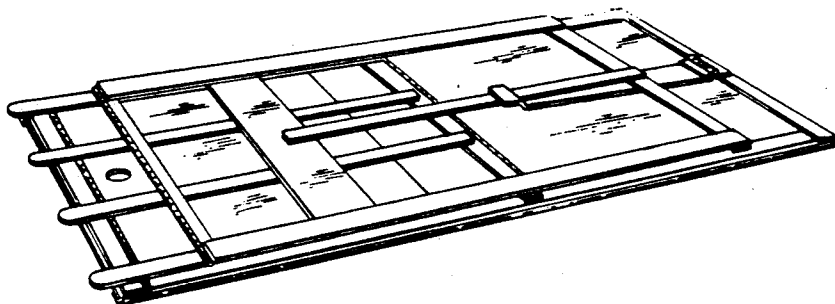
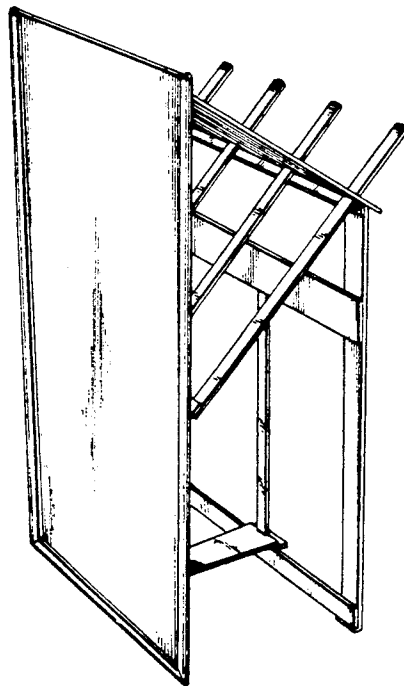


FIG. 1

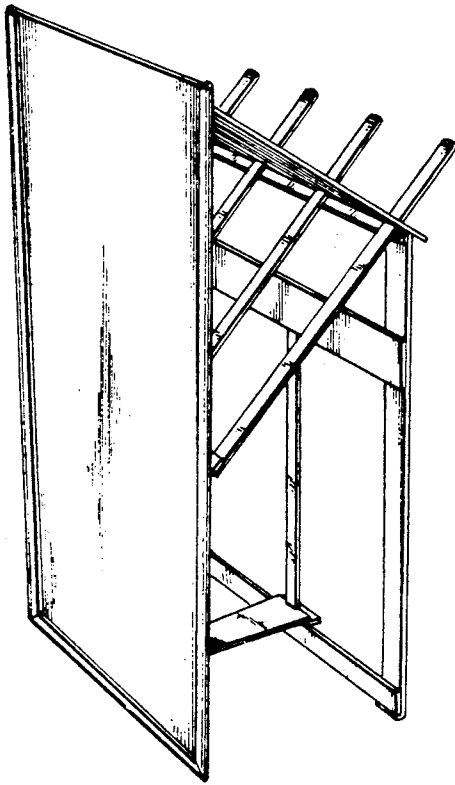


FIG. 2


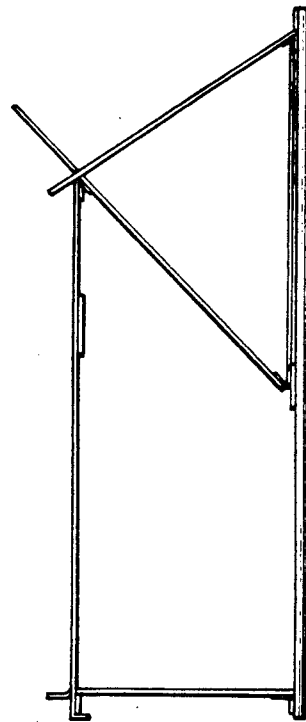


FIG. 3

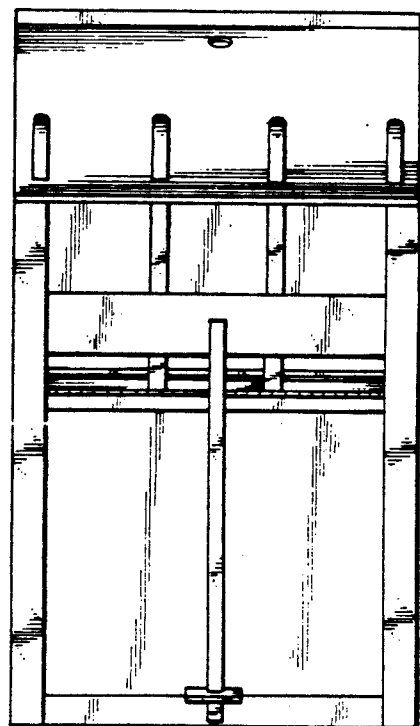


FIG. 4

FIG. 5

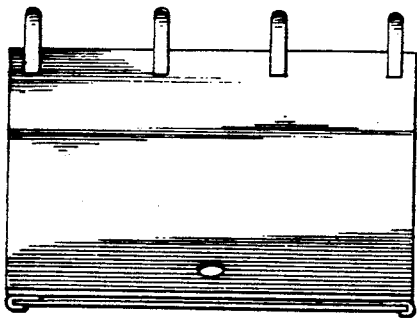


FIG. 6

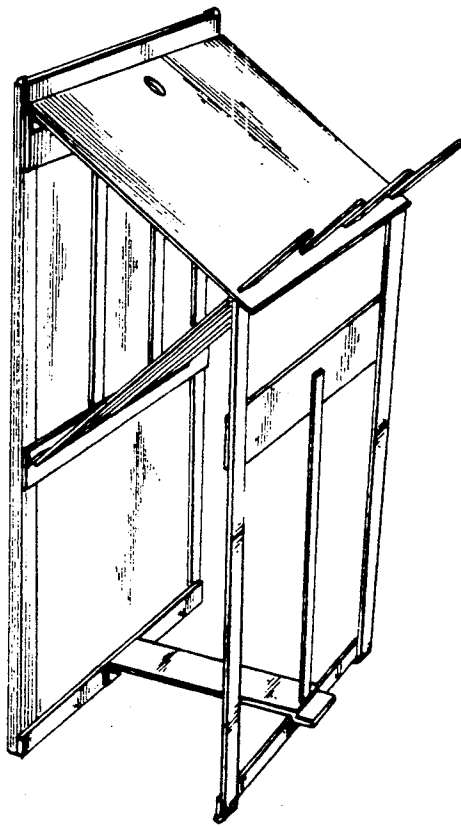
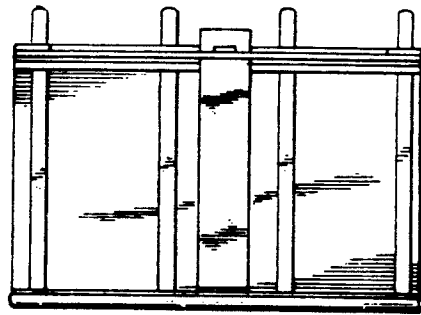


FIG. 7

FIG. 8

