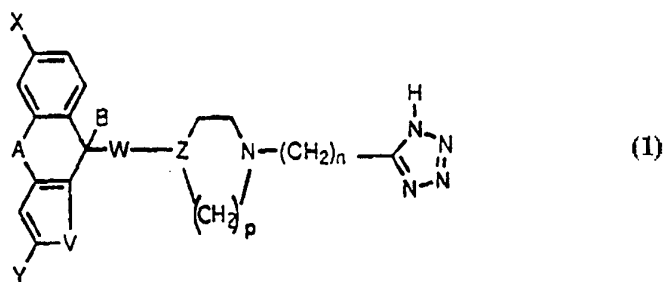




INTERNATIONAL APPLICATION PUBLISHED UNDER THE PATENT COOPERATION TREATY (PCT)

<p>(51) International Patent Classification ⁶ : C07D 401/06, 405/14, 409/14, 257/04, 403/06, 405/12, A61K 31/41, 31/445</p>	A1	<p>(11) International Publication Number: WO 95/01350 (43) International Publication Date: 12 January 1995 (12.01.95)</p>
<p>(21) International Application Number: PCT/JP94/01010 (22) International Filing Date: 23 June 1994 (23.06.94)</p> <p>(30) Priority Data: 5/158741 29 June 1993 (29.06.93) JP 5/158745 29 June 1993 (29.06.93) JP 6/138756 21 June 1994 (21.06.94) JP</p> <p>(71) Applicant (for all designated States except US): SUMITOMO METAL INDUSTRIES, LTD. [JP/JP]; 5-33, Kitahama 4-chome, Chuo-ku, Osaka-shi, Osaka-fu 540 (JP).</p> <p>(72) Inventors; and (75) Inventors/Applicants (for US only): HAYASHI, Masatoshi [JP/JP]; Sumitomo Metal Industries, Ltd., 5-33, Kitahama 4-chome, Chuo-ku, Osaka-shi, Osaka-fu 540 (JP). KATO, Masaya [JP/JP]; Sumitomo Metal Industries, Ltd., 5-33, Kitahama 4-chome, Chuo-ku, Osaka-shi, Osaka-fu 540 (JP). SAKAI, Yusuke [JP/JP]; Sumitomo Metal Industries, Ltd., 5-33, Kitahama 4-chome, Chuo-ku, Osaka-shi, Osaka-fu 540 (JP). MITSUI, Kazuhiko [JP/JP]; Sumitomo Metal Industries, Ltd., 5-33, Kitahama 4-chome, Chuo-ku, Osaka-shi, Osaka-fu 540 (JP).</p>	<p>(74) Agent: EJRI, Hiroko; Yuasa and Hara, Section 206, New Ohtemachi Building, 2-1, Ohtemachi 2-chome, Chiyoda-ku, Tokyo 100 (JP).</p> <p>(81) Designated States: AU, CA, CN, KR, US, European patent (AT, BE, CH, DE, DK, ES, FR, GB, GR, IE, IT, LU, MC, NL, PT, SE).</p> <p>Published With international search report.</p>	

(54) Title: TETRAZOLE DERIVATIVES HAVING ANTIHISTAMINIC AND ANTIALLERGIC ACTIVITY



(57) Abstract

A tetrazole derivative of general formula (1), where A represents -CH=CH-, -CH₂-CH₂-, -CH₂O-, an oxygen atom or a sulfur atom or, in the case where A does not interconnect the adjacent aromatic rings, it represents two hydrogen atoms each bonded to the adjacent aromatic ring; V represents -CH=CH- or a sulfur atom; X and Y each independently represents an alkoxy group, a halogen atom or a hydrogen atom; (a) W represents a bond, Z represents a carbon atom or methine, and B either forms a bond together with Z or represents a hydroxyl group, or (b) W, Z and B represent a bond, a nitrogen atom and a hydrogen atom, respectively, or (c) W, Z and B represent an oxygen atom, methine and a hydrogen atom, respectively; p represents an integer of 2 or 3; and n represents an integer of 1-6 or a pharmacologically acceptable salt thereof, or an antihistamine, an anti-allergic agent or an asthma treating agent containing the same.

FOR THE PURPOSES OF INFORMATION ONLY

Codes used to identify States party to the PCT on the front pages of pamphlets publishing international applications under the PCT.

AT	Austria	GB	United Kingdom	MR	Mauritania
AU	Australia	GE	Georgia	MW	Malawi
BB	Barbados	GN	Guinea	NE	Niger
BE	Belgium	GR	Greece	NL	Netherlands
BF	Burkina Faso	HU	Hungary	NO	Norway
BG	Bulgaria	IE	Ireland	NZ	New Zealand
BJ	Benin	IT	Italy	PL	Poland
BR	Brazil	JP	Japan	PT	Portugal
BY	Belarus	KE	Kenya	RO	Romania
CA	Canada	KG	Kyrgystan	RU	Russian Federation
CF	Central African Republic	KP	Democratic People's Republic of Korea	SD	Sudan
CG	Congo	KR	Republic of Korea	SE	Sweden
CH	Switzerland	KZ	Kazakhstan	SI	Slovenia
CI	Côte d'Ivoire	LI	Liechtenstein	SK	Slovakia
CM	Cameroon	LK	Sri Lanka	SN	Senegal
CN	China	LU	Luxembourg	TD	Chad
CS	Czechoslovakia	LV	Latvia	TG	Togo
CZ	Czech Republic	MC	Monaco	TJ	Tajikistan
DE	Germany	MD	Republic of Moldova	TT	Trinidad and Tobago
DK	Denmark	MG	Madagascar	UA	Ukraine
ES	Spain	ML	Mali	US	United States of America
FI	Finland	MN	Mongolia	UZ	Uzbekistan
FR	France			VN	Viet Nam
GA	Gabon				

-1-

DESCRIPTION

TETRAZOLE DERIVATIVES HAVING ANTIHISTAMINIC AND ANTIALLERGIC ACTIVITY
BACKGROUND OF THE INVENTION:

This invention relates to novel tetrazole derivatives
5 or salts thereof, as well as antihistamines, antiallergic
agents and asthma treating agents that contain the novel
tetrazole derivatives or salts thereof and which exhibit
satisfactory antihistaminic and antiallergic actions while
causing less central nervous system depressing effects.
10 The compounds of the invention are also effective in the
treatment of rhinitis, nephritis, atopic dermatitis and
psoriasis.

A number of benzhydryl derivatives have heretofore
been synthesized and their various pharmacological actions
15 including antiallergic action are under review. European
Patent No. 82-870006 and Japanese Patent Public Disclosure
(Kokai) No. Hei 3-246287 teach certain kinds of carboxylic
acid derivatives, and WO 93/02062 teaches certain
kinds of tetrazole derivatives. Japanese Patent Public
20 Disclosure (Kokai) Nos. Hei 4-234359 and 4-234387 teach
piperazine derivatives. However, these compounds have
been unsatisfactory in that their efficacy is insufficient
or that they cause central nervous system depressing
effects such as sleepiness and sedation. It should also
25 be mentioned that the prior art compounds are capable
of suppressing the early-phase reaction in asthma but
their ability to suppress the late-phase reaction has
been insufficient. Under the circumstances, steroids
are currently used in the treatment of asthma of the
30 late-phase reaction type but steroids have their own
problems, namely, those of side effects. Conventional
antihistamines also have had defects, one of which is
that they have anticholinergic actions causing side
effects such as thirst and mydriasis. With a view to
35 solving these problems, various studies have so far
been conducted but the results have not been completely
satisfactory.

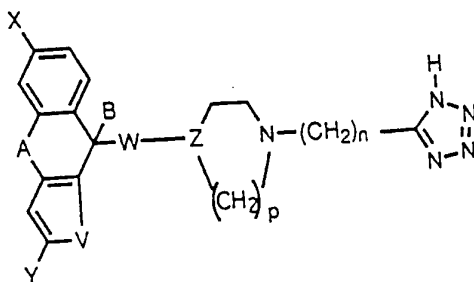
-2-

SUMMARY OF THE INVENTION:

An object, therefore, of the present invention is to provide compounds that exhibit more satisfactory antiallergic and antihistaminic actions, that are effective
 5 against both early- and late-phase reaction in asthma and which yet are highly safe in use.

Under the circumstances described above in connection with the prior art, the present inventors synthesized many tetrazole derivatives and reviewed their antihistaminic,
 10 antiallergic and central nervous system depressing actions. Surprisingly enough, they found that tetrazole derivatives of the general formula (1) to be defined below or salts thereof exhibited satisfactory antihistaminic and antiallergic actions and that, in addition, those
 15 derivatives or salts thereof were as effective as steroids in suppressing the late-phase reaction in asthma, while causing only weak central nervous system depressing effects. The present invention has been accomplished on the basis of this finding.

20 The present invention, in its first aspect, provides tetrazole derivatives of the general formula(1):



(where A represents $-\text{CH}=\text{CH}-$, $-\text{CH}_2-\text{CH}_2-$, $-\text{CH}_2\text{O}-$, and oxygen atom or a sulfur atom or in the case where A does not interconnect the adjacent aromatic rings, it represents
 25 two hydrogen atoms each bonded to the adjacent aromatic ring; V represents $-\text{CH}=\text{CH}-$ or a sulfur atom; X and Y each independently represents an alkoxy group, a halogen atom or a hydrogen atom; (a) W represents a bond, Z represents a carbon atom or methine, and B either forms a bond together

-3-

with Z or represents a hydroxyl group, or (b) W, Z and B represent a bond, a nitrogen atom and a hydrogen atom, respectively, or (c) W, Z and B represent an oxygen atom, methine and a hydrogen atom, respectively; p represents
5 an integer of 2 or 3; and n represents an integer of 1 - 6) or pharmacologically acceptable salts thereof.

In its second aspect, the invention provides an antihistamine, an antiallergic agent and an asthma treating agent that contain those tetrazole derivatives
10 or pharmacologically acceptable salts thereof as effective ingredients.

DETAILED DESCRIPTION OF THE INVENTION:

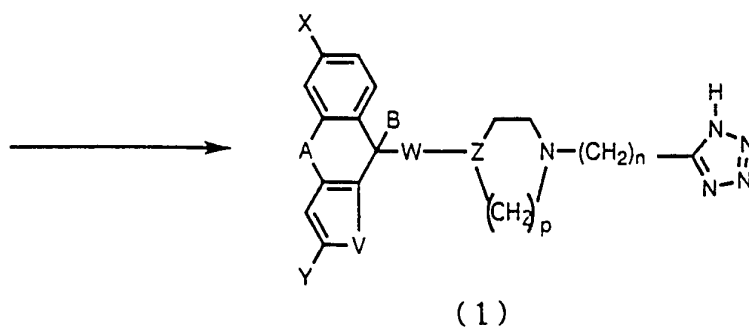
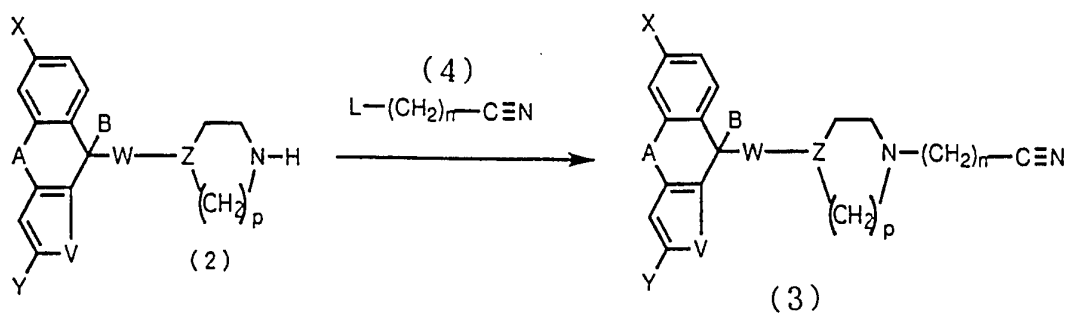
Some of the compounds of the present invention have optical isomers and in that case the invention encompasses
15 all applicable isomers.

Salts of the compounds of the invention are any medicinally acceptable salts that are exemplified by, but in no way limited to, addition salts of acids including
20 hydrochloric acid, nitric acid, sulfuric acid, maleic acid, fumaric acid, oxalic acid, citric acid, hydrobromic acid, tartaric acid, succinic acid, sulfamic acid, mandelic acid, malonic acid and phosphoric acid, as well as basic salts including sodium salts, potassium salts, lithium salts, calcium salts and zinc salts.

25 Compounds (1) of the invention may be produced by the following reaction scheme 1):

-4-

1)



(where V, W, X, Y, Z, p, n, A and B have the same meanings as defined above, and L represents a halogen atom).

In this step, the compounds represented

5 by the general formula (2) are reacted with compounds of the general formula (4) in the presence of bases to prepare compounds represented by the general formula (3). The reaction is preferably carried out in inert solvents. Exemplary solvents include: water; esters such as methyl

10 acetate and ethyl acetate; ethers such as diethyl ether, diisopropyl ether, tetrahydrofuran and dioxane; ketones such as acetone and methyl ethyl ketone; halogenated hydrocarbons such as dichloromethane and chloroform; aromatic hydrocarbons such as benzene, toluene and

15 xylene; others such as acetonitrile, dimethyl sulfoxide and dimethylformamide. These solvents may be used either independently or in combination. The reaction temperature varies with the starting materials to be used but the range from 0 to 200°C may typically be

20 adopted. Base catalysts are generally effective for but by no means indispensable to the progress of the

-5-

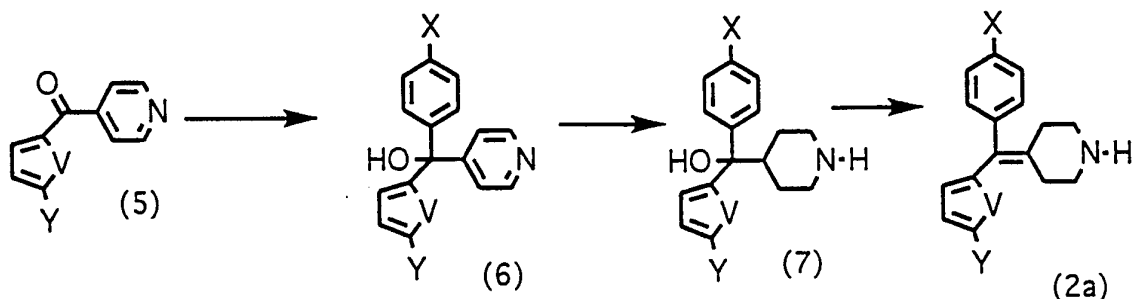
reaction. Preferred bases include potassium hydroxide, sodium hydroxide, potassium carbonate, sodium carbonate, triethylamine, pyridine and tributylammonium hydroxide. Compounds of the general formula (3) may further be

5 reacted with trialkyltin azide or trialkylsilyl azide; alternatively, the compounds may be reacted with metal salts of hydrogen azide such as sodium azide or potassium azide in the presence of ammonium salts. This reaction is preferably carried out in inert solvents such as xylene,

10 toluene, benzene, tetrahydrofuran, dioxane, dimethylformamide and N-methylpyrrolidone, which may be used either independently or in combination. The reaction temperature varies with the starting materials to be used but the range from 0 to 200°C may typically be adopted.

15 Compounds represented by the structural formula (2) are either known or synthesizable by reaction in accordance with one of the following schemes 2), 3) or 4):

2)

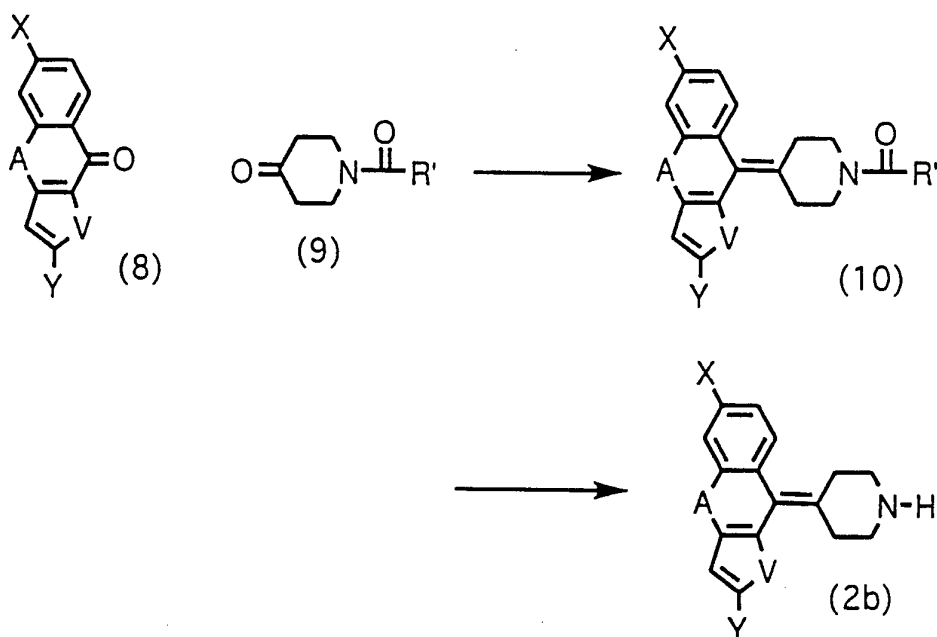


Conversion from (5) to (6) can be accomplished by causing a substituted phenyl magnesium halide or

20 substituted phenyl lithium to act on (5). Conversion from (6) to (7) can be accomplished by causing a catalyst (e.g. platinum oxide, palladium on carbon, or palladium) to act in hydrogen at either atmospheric or superatmospheric pressure. Conversion from (7) to (2a) can readily be

25 accomplished either under acidic conditions (e.g. acetic acid-sulfuric acid) or under ordinary dehydrative reactive conditions (e.g. toluenesulfonic acid-benzene).

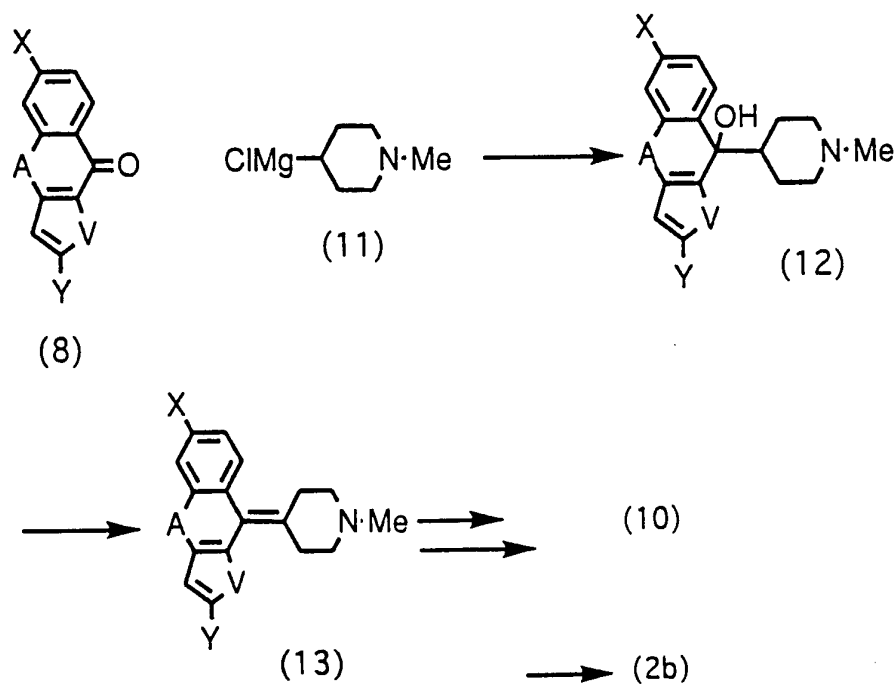
3)



Conversion from (9) to (10) can be accomplished by using titanium in a lower oxidation state. Any inert solvents may be used and preferred examples are ethereal solvents such as dioxane, tetrahydrofuran, dimethoxyethane and ether.

5

4)



-7-

Conversion from (8) to (12) can be accomplished by known methods. Conversion from (12) to (13) can readily be accomplished either under acidic conditions (e.g. acetic acid-sulfuric acid) or under ordinary dehydrative reaction conditions (e.g. toluenesulfonic acid-benzene). Conversion
5 from (13) to (2b) can be accomplished by first causing an alkyl chloroformate to act on (13) to form a carbamate and then hydrolyzing it with an alkali.

Specific examples of the compounds of the present
10 invention are listed below.

Compound 1:

4-Dibenzo[a,d]cyclohepten-5-ylidene-1-[3-(1H-tetrazole-5-yl)propyl]piperidine

Compound 2:

15 4-Dibenzo[a,d]cyclohepten-5-ylidene-1-(1H-tetrazol-5-ylmethyl)piperidine

Compound 3:

4-Dibenzo[a,d]cyclohepten-5-ylidene-1-[4-(1H-tetrazol-5-yl)-butyl]piperidine

20 Compound 4:

4-(10,11-Dihydrodibenzo[a,d]cyclohepten-5-ylidene)-1-[3-(1H-tetrazol-5-yl)propyl]piperidine

Compound 5:

25 4-(6H-Dibenzo[b,e]oxepin-11-ylidene)-1-[3-(1H-tetrazol-5-yl)-propyl]piperidine

Compound 6:

4-[Bis(4-fluorophenyl)methylene]-1-[3-(1H-tetrazol-5-yl)propyl]piperidine

Compound 7:

30 4-(phenyl-2-thienylmethylene)-1-[3-(1H-tetrazol-5-yl)propyl]piperidine

Compound 8:

4-Benzhydrylylidene-1-[3-(1H-tetrazol-5-yl)propyl]piperidine

Compound 9:

35 4-Benzhydrylylidene-1-[5-(1H-tetrazol-5-yl)pentyl]piperidine

Compound 10:

α,α -Diphenyl-N-[3-(1H-tetrazol-5-yl)propyl]piperidin-4-ylmethanol

Compound 11:

4-[Bis(4-methoxyphenyl)methylene]-1-[4-(1H-tetrazol-5-yl)butyl]piperidine

Compound 12:

5 4-Dibenzo[a,d]cyclohepten-5-ylidene-1-[5-(1H-tetrazol-5-yl)pentyl]piperidine

Compound 13:

4-Xanthen-9-ylidene-1-[3-(1H-tetrazol-5-yl)propyl]piperidine

Compound 14:

10 4-Thioxanthen-9-ylidene-1-[3-(1H-tetrazol-5-yl)propyl]piperidine

Compound 15:

1-Benzhydryl-4-[3-(1H-tetrazol-5-yl)propyl]piperazine

Compound 16:

15 1-Benzhydryl-4-[3-(1H-tetrazol-5-yl)propyl]-[1,4]diazepan

Compound 17:

1-Benzhydryl-4-(1H-tetrazol-5-ylmethyl)piperazine

Compound 18:

1-Benzhydryl-4-[4-(1H-tetrazol-5-yl)butyl]piperazine

20 Compound 19:

1-[(4-chlorophenyl)phenylmethyl]-4-[3-(1H-tetrazol-5-yl)propyl]piperazine

Compound 20:

25 1-[Bis(4-fluorophenyl)methyl]-4-[3-(1H-tetrazol-5-yl)propyl]piperazine

Compound 21:

4-Benzhydryloxy-1-[3-(1H-tetrazol-5-yl)propyl]-piperidine

Compound 22:

30 4-[(4-chlorophenyl)phenylmethoxy]-1-[3-(1H-tetrazol-5-yl)propyl]piperidine

Compound 23:

4-[Bis(4-fluorophenyl)methoxy]-1-[3-(1H-tetrazol-5-yl)propyl]piperidine

Compound 24:

35 4-[(4-chlorophenyl)phenylmethoxy]-1-[4-(1H-tetrazol-5-yl)butyl]piperidine

Compound 25:

4-(Phenyl-p-chlorophenylmethylene)-1-[3-(1H-tetrazol-5-yl)propyl]piperidine

Compound 26:

5 4-(10,11-Dihydrodibenzo[a,d]cycloheptan-5-yl)-1-[3-(1H-tetrazol-5-yl)propyl]piperazine

Compound 27:

4-(10,11-Dihydrodibenzo[a,d]cycloheptan-5-yl)-1-[4-(1H-tetrazol-5-yl)butyl]piperazine

10 Compound 28:

4-(6H-Dibenzo[b,e]oxepin-11-yl)-1-[3-(1H-tetrazol-5-yl)propyl]piperazine

Compound 29:

15 4-(Dibenzo[a,d]cyclohepten-5-yl)-1-[3-(1H-tetrazol-5-yl)propyl]piperidine

Compound 30:

4-(Dibenzo[a,d]cyclohepten-5-yl)-1-[4-(1H-tetrazol-5-yl)butyl]piperidine

Compound 31:

20 4-(6H-Dibenzo[b,e]oxepin-11-yl)-1-[4-(1H-tetrazol-5-yl)butyl]piperazine

Compound 32:

4-[(4-Chlorophenyl)phenylmethylene]-1-[4-(1H-tetrazol-5-yl)butyl]piperidine

25 Compound 33:

4-[(4-Chlorophenyl)phenylmethylene]-1-[3-(1H-tetrazol-5-yl)propyl]piperidine

The compounds of the invention or pharmacologically acceptable salts thereof may be formulated for peroral or parenteral administration by mixing them with adjuvants that are acceptable in pharmaceutical formulation procedures.

Solid pharmaceutical formulations for peroral administration include tablets, powders, granules and capsules and these can be produced by combining the compound (1) of the invention with suitable additives such as excipients (e.g. lactose, mannitol, corn starch and crystalline cellulose), binders (e.g. cellulose derivatives, gum arabic and gelatin), disintegrators

-10-

(e.g. carboxymethyl cellulose calcium), and lubricants (e.g. talc and magnesium stearate). If desired, these solid preparations may be formulated as enteric drugs by coating with bases such as hydroxypropylmethyl cellulose phthalate, hydroxypropylmethyl cellulose acetate succinate, cellulose acetate phthalate and methacrylate copolymer. Liquids for peroral administration may be exemplified by emulsions, solutions, suspensions, syrups and elixirs and these can be produced by combining the compound (1) of the invention with commonly employed inert diluents such as purified water and ethanol. In addition to inert diluents, the resulting compositions may contain adjuvants (e.g. wetting agents or suspending agents), sweeteners, flavoring agents, fragrances and antiseptics. Other applicable dosage forms are aerosols that can be produced by known methods.

Pharmaceutical preparations for parenteral administration include liquids for injection and they can be produced by combining the compound (1) of the invention with water, ethanol, glycerin, common surfactants, etc. Other parenteral dosage forms include inhalers, liquids for external application, eye drops, nasal solutions and liniments such as ointments.

The dosage of the compound (1) of the invention depends on various factors including age, body weight, the severity of the disease, the efficacy in treatment, the method of administration and the period of administration. Typically, the compounds are administered perorally one to three times a day at doses of 1 - 500 mg, preferably 5 - 50 mg. Alternatively, they may be administered parenterally one to several times a day at doses of 0.1 - 500 mg.

The pharmacological actions of representative examples of the compound (1) and salts thereof are described below.

-11-

Test 1: Histamine H₁-receptor antagonism in vitro

Trachea were removed from Male Hartley guinea-pigs (300 - 600g) and cut into strips. The tissues were suspended in 20-ml jacketed organ baths containing Tyrode physiological solution, aerated with 95% O₂: 5% CO₂ and maintained at 37°C. Changes in isometric tension were measured with a force-displacement transducer and recorded on a polygraph. The preparations were placed under 1 g of passive tension and allowed to equilibrate for 30 - 60 min. The efficacy of test compounds on histamine(10⁻⁵ M)-induced constriction was calculated and expressed as Inhibitory concentration of 50% (IC₅₀). The data obtained are shown in Table 1.

Cetirizine (see Japanese Patent Public Disclosure No. Sho 57-149282) used as a control had an IC₅₀ of 2.40 μM.

Table 1

Compounds	IC ₅₀ (μM)
compound 1	0.08
compound 5	0.04
compound 15	0.07
compound 20	0.08
compound 21	0.01
oxatomide	0.13
diphenhydramin	0.3
ketotifene	0.08

Test 2: Antiallergic effect(s)

Passive cutaneous anaphylaxis (PCA) in rats: Male SD rats were sensitized intradermally on their shaved backs with 0.1 ml of appropriately diluted homologous anti-serum containing anti-dinitrophenyl conjugated *Ascaris* (DNP-As). Forty eight hours later, the rats were challenged with 1 ml of saline containing 300 μg of DNP-As and 5 μg of Evans blue. Thirty minutes after the challenge, the rats were killed, and the skin of the back was removed. The severity of PCA was assessed by measuring the dye exudate into the

-12-

skin according to the method of Harada (Japanese Journal of Allergology, 15,1). Test compounds were suspended in 0.5% methyl cellulose in saline and administered (p.o.) before 60 min. of the challenge. The data of inhibiting PCA was expressed by the amount of dye exudate on the site (Table 2).

Table 2

Compounds	Inhibition(%)
compound 1	99
compound 7	99
compound 19	70
compound 20	81
compound 21	80
compound 22	79
compound 25	71
ketotifene	99
oxatomide	53

Test 3: Acute toxicity

Groups of 4 - 5 wk-old ICR mice were used, each group consisting of 5 animals.

Each compound was suspended in 0.5% methyl cellulose in saline and administered 100 mg/Kg (i.p.). Observation was made for 7 days. No animals administered the test compounds were dead at this dosage, but diphenhydramin was lethal at 100 mg/Kg.

Test 4: Effect on Pentobarbital Induced Sleep

Groups of 4 or 5 wk-old ICR mice were used, each group consisting of 10 animals.

Each of the test compounds was suspended in 0.5% methyl cellulose solution and administered orally at a dose of 25 mg/Kg. One hour later, pentobarbital was injected intraperitoneally at a dose of 40 mg/Kg to induce coma. The moment the animal lost the righting reflex to lie on the back was regarded the start of coma and the

-13-

moment it recovered the righting reflex was regarded as the end of coma.

Terfenadine was used as a control compound, which is a known antiallergic agent that is not a strong sleep inducer. The data obtained are shown in Table 3 as the percent increase in sleep time compared to the negative control group (given no compounds).

Table 3

Compounds	Increase in Sleep Time (%)
Terfenadine	+ 44
Compound 3	- 9
Compound 6	+ 4
Compound 20	- 31

Thus, the invention compounds were verified to have a smaller central nervous system depressing action.

Test 5: Inhibitory effects on leukocytes recruited into Guinea-pig broncoalveolar lavage fluid

This experiment was conducted according to the methods described in America Review of Respiratory Disease, 1990,142,680-685. Male Hartley Guinea-pig (5 weeks old) was passively sensitized with injection of 0.25 ml of anti-ovalbumin (raised in rabbit). Forty eight hours later the animals were treated with mepyramin (an H₁-receptor antagonist, i.p.) in order to avoid anaphylactic death, then applied to plastic exposure-chamber connected with ultrasonic nebulizer, where 0.25% ovalbumin in saline was inhaled for 10 min. Twenty four hours later, the treated guinea-pigs were administered overdose of pentobarbital, and lung were lavaged with 25 ml of phosphate buffered saline (pH 7.4) through a polyethylene tube introduced through tracheostomy. Total cells in the lavage fluid were counted by Coulter Counter, and differential cell counts were determined from cytospun preparations and stained by May-Gruenwald Giemza stain.

-14-

Cells were identified as macrophage, neutrophils, eosinophils and lymphocytes by standard morphology, and absolute number of each cell type were calculated. Each compound suspended in 0.5% methyl cellulose containing 5 0.05% Tween 80 was administered (30 mg/Kg, p.o.) two times (1 hour before and 6 hours after ovalbumin-challenge).

Inhibition of recruitment of leukocytes into lavage fluid were expressed;

Inhibition (%)

$$\left[1 - \frac{(\text{cells in treated animals}) - (\text{cells in non-challenged animals})}{(\text{cells in non-treated animals}) - (\text{cells in non-challenged animals})} \right] \times 100$$

10 In these series of experiments, the compounds tested showed the efficacy to inhibiting the recruitment of leukocytes into bronchoalveolar fluid; showing the ability to employ to allergic late phase reactions. In contrast, oxatomide, ketotifene and diphenyldramin showed 15 no inhibitory effects on this experiment. Cetirizine had weak effects as noted below.

Table 4

Inhibition (%)

Compounds	Eosinophils	Neutrophils	Monocyte
compound 22	69	46	14
compound 19	53	67	63
compound 21	60	20	25
compound 26	29	73	84
compound 6	28	70	79
compound 20	52	67	0
cetirizine	15	10	8

-15-

Test 6: Anti-Anaphylactic Bronchoconstriction

Bronchoconstriction was measured by the overflow technique of Konzett and Roessler. Male guinea-pigs (5 weeks, 300-350 g) were passively sensitized by an injection with anti-ovalbumin rabbit serum (0.1 ml/animal, i.v.). Two days later, the animals were anesthetized with urethane (1.5 g/Kg; i.p.). The trachea was canulated for artificial ventilation. The right jugular vein was canulated for administration of test compound and antigen. Spontaneous respiration was abolished by gallamine triethiodide (5 mg/Kg). The animals were artificially ventilated at 60 strokes per minute (stroke volume of 10 ml/Kg). Bronchoconstriction was measured as the volume of inspiration overflow using a Ugo Bassile 7020 bronchospasm transducer. The compounds (1 mg/Kg) were administered intravenously 15 min. before antigen challenge. In control group, vehicle alone was administered instead of the compounds.

The guinea-pigs were challenged with intravenous administration of ovalbumin (0.1 mg/Kg), then changes in the overflow volume were recorded for 30 min. Bronchoconstriction was represented as, (1) the peak height and (2) the area under the curve (AUC) of each trace. Percent inhibition of bronchoconstriction is then calculated in terms of the peak height or the AUC as follows;

$$\frac{\text{Increase in V (control group)} - \text{Increase in V (test group)}}{\text{Increase in V (control group)}} \times 100$$

where V means "Bronchoconstriction represented as peak height or AUC"

Table 5

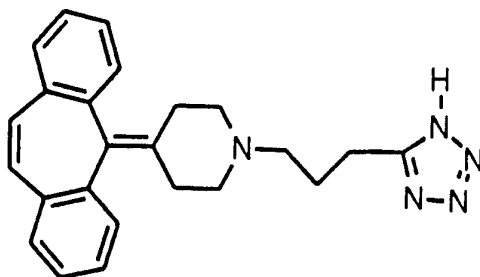
	Inhibition (peak height, %)	Inhibition (AUC, %)
compound 22	35	52
compound 21	53	59
centilizine	20	19
Example 62 (WO 93/02062)	18	16

The results of Tests 1 - 6 show that the compounds of the invention had satisfactory antihistaminic and antiallergic effects and proved to be significantly effective against both late- and early-phase reactions in asthma. It should particularly be noted that compounds 21 and 22 at the most preferred since they are potent suppressors of not only bronchoconstriction which occurs at the early phase of asthma but also the recruitment of leukocytes into bronchoalveolar fluid which occurs at the late stage of asthma. In view of these pharmacological effects they have, the compounds of the invention are also useful for the treatment of rhinitis, nephritis, atopic dermatitis and psoriasis.

The following examples are provided for the purpose of further illustrating the present invention but are in no way to be taken as limiting.

Example 1

4-Dibenzo[a,d]cyclohepten-5-ylidene-1-[3-(1H-tetrazol-5-yl)propyl]piperidine:



-17-

4-Dibenzo[a,d]cyclohepten-5-ylidenepiperidine (5 g, 18.3 mmol), bromobutyronitrile (2.7 g, 18.3 mmol) and potassium carbonate (10 g) were suspended in DMF and stirred at 100 °C for 3 h. The reaction solution was poured into water, subjected to extraction with ether, dried and concentrated under vacuum to yield an oil of 4-(4-di-benzo[a,d]cyclohepten-5-ylidenepiperidin-1-yl)butyronitrile.

IR(nujol): cm^{-1} : 2250, 1490, 1435, 1135

Without further purification, sodium azide (5.9 g, 0.92 mmol) and ammonium chloride (4.9 g, 0.92 mmol) were added to the compound and the mixture was stirred overnight at 110 °C. The stirred reaction mixture was poured into water, adjusted to a pH of 6, subjected to extraction with chloroform, dried and concentrated under vacuum to an approximate volume of 30 ml. The concentrate was left to stand and the precipitating crystals were collected to yield the titled compound as a powder.

m.p. (with decomposition): 134 - 139 °C

Elemental analysis for $\text{C}_{24}\text{H}_{25}\text{N}_5 \cdot 2\text{H}_2\text{O}$

	C	H	N
Cal'd	68.71	6.97	16.69
Found	69.08	7.21	16.85

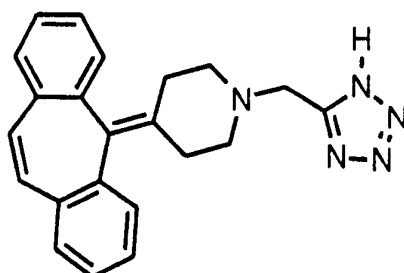
MS(m/z): 384 (M+H), (SIMS)

IR(nujol): cm^{-1} : 1300, 1160, 1080, 990, 960, 950, 880

NMR(DMSO- d_6) δ ppm: 7.37: (4H,m), 7.28 (2H,d,J=7.3), 6.96 (2H,s), 2.85 (2H,t,J=7.2), 2.66 (2H,t,J=7.2), 2.46 (2H,m), 2.27 (4H,m), 2.01 (2H,m), 1.86 (2H,m)

Example 2

4-Dibenzo[a,d]cyclohepten-5-ylidene-1(1H-tetrazol-5-ylmethyl)piperidine:



-18-

4-Dibenzo[a,d]cyclohepten-5-ylidenepiperidine (3.8 g, 14 mmol), bromoacetonitrile (1.68 g, 14 mmol) and potassium carbonate (5.5 g) were suspended in DMF and stirred at 100°C for 3 h. The reaction solution was poured into water, subjected to extraction with ether, dried and concentrated under vacuum to yield an oil of 4-(4-dibenzo[a,d]cyclohepten-5-ylidenepiperidin-1-yl)-acetonitrile. Without further refining, sodium azide (2.99 g, 40.2 mmol) and triethylammonium chloride (2.77 g, 20.1 mmol) were added to the compound and the mixture was stirred in methylpyrrolidone (50 ml) for 3 h at 150°C. The stirred reaction mixture was poured into water and adjusted to a pH of 6, subjected to extraction with chloroform, dried and concentrated under vacuum. The residue was subjected to silica gel chromatography and crystallized from ethyl acetate, yielding the titled compound in an amount of 3.19 g (62%).

m.p.: 231 - 233 °C

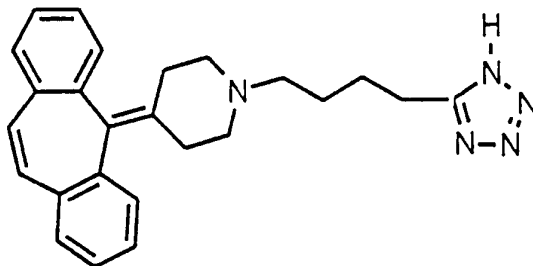
MS(m/z): 356(M+H), 277, 185

IR(nujol): cm^{-1} : 1630, 1305, 1270, 1160, 1025, 950

Similar procedures were taken in Examples 3 to 14 to synthesize the titled compounds.

20 Example 3

4-Dibenzo[a,d]cyclohepten-5-ylidene-1-[4-(1H-tetrazol-5-yl)butyl]piperidine:



-19-

Foam

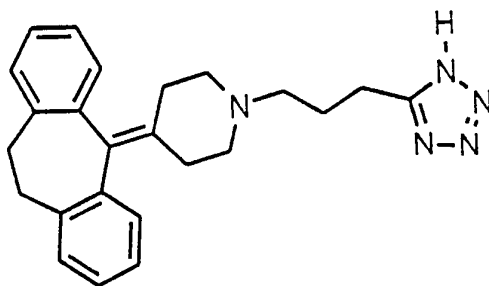
MS(m/z): 398(M+H), 286, 185(SIMS)

IR(nujol): cm^{-1} : 1650, 1550, 1300, 1250, 950, 800, 760

NMR(DMSO- d_6) δ ppm: 7.49 (4H,m), 7.40 (2H,m), 7.31
 (2H,d,J=8.3), 7.08 (2H,s), 2.95 (2H,t,J=7.2), 2.71
 (2H,t,J=7.2), 2.49 (2H,t,J=6.9), 2.37 (4H,m), 2.12 (2H,m),
 1.77 (2H,m), 1.58 (2H,m)

Example 4

4-(10,11-Dihydrodibenzo[a,d]cyclohepten-5-ylidene)-1-[3-(1H-tetrazol-5-yl)propyl]piperidine:



Foam

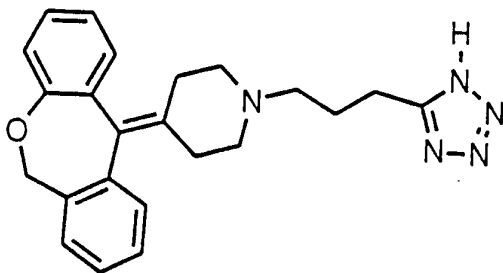
MS(m/z): 386 (M+H), (SIMS)

IR(nujol): cm^{-1} : 1640, 1295, 950, 750

NMR(DMSO- d_6) δ ppm: 7.0 - 7.4 (8H,m), 4.03 (1H,s), 3.89
 (2H,m), 2.85 (2H,t,J=7), 2.72 (2H,m), 2.44 (4H,m), 1.84
 (2H,quintet,J=7)

Example 5

5 4-(6H-Dibenzo[b,e]oxepin-11-ylidene)-1-[3-(1H-tetrazol-5-yl)propyl]piperidine:



-20-

m.p. (with decomposition): 192 - 196 °C

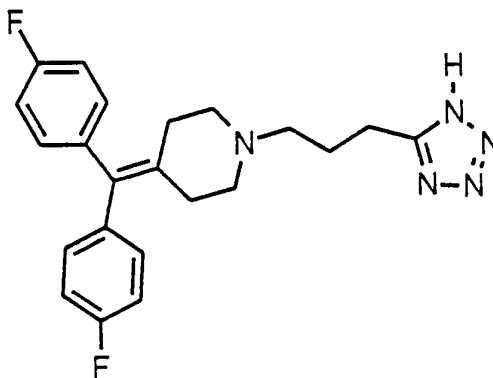
MS(m/z): 388 (M+H), 290 (SIMS)

IR(nujol): cm^{-1} : 2700, 1550, 1290, 1220, 760

NMR(DMSO- d_6) δ ppm: 7.50 (1H,d,J=6), 7.35 (2H,m), 7.0-7.3 (3H,m), 6.84 (1H,t,J=7), 6.73 (1H,d,J=7), 3.1-3.6 (6H,m) 2.99 (4H,m), 2.88 (2H,m), 2.79 (2H,m), 2.13 (2H, quintet, J=7)

Example 6

4-[Bis(4-fluorophenyl)methylene]-1-[3-(1H-tetrazol-5-yl)propyl]piperidine:



Colorless powder

m.p.: 185 - 187 °C (from ethyl acetate)

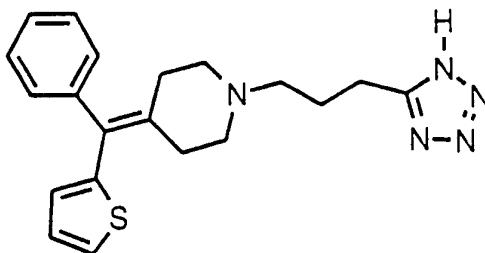
MS(m/z): 396(M+H). 298, 106 (SIMS)

IR(nujol): cm^{-1} : 1600, 1500, 1450, 1410, 1220, 1160, 840

NMR(DMSO- d_6) δ ppm: 7.21 (8H,m), 2.96 (2H,t,J=7.3), 2.68 (4H,t,J=5.3), 2.59 (4H,t,J=2.0), 2.35 (2H,t,J=5.3), 1.98 (2H,m)

Example 7

5 4-(Phenyl-2-thienylmethylene)-1-[3-(1H-tetrazol-5-yl)propyl]piperidine:



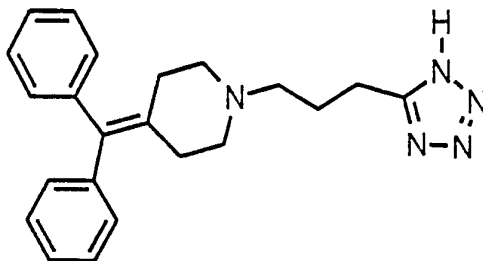
-21-

m.p.: 215 - 219 °C

MS(m/z): 366(M+H), 268(SIMS)

IR(nujol): cm^{-1} : 1405, 1340, 1080, 970, 830, 705NMR(DMSO- d_6) δ ppm: 7.57 (1H,dd,J=1.0,5.3), 7.43 (3H,m),
7.26 (2H,m), 7.12 (1H,dd,J=4.9,3.3), 6.97 (1H,m), 3.00
(2H,t,J=7.2), 2.62 (8H,m), 2.35 (2H,t,J=5.3), 2.00 (2H,m)Example 8

4-Benzhydrylylidene-1-[3-(1H-tetrazol-5-yl)propyl]piperidine:



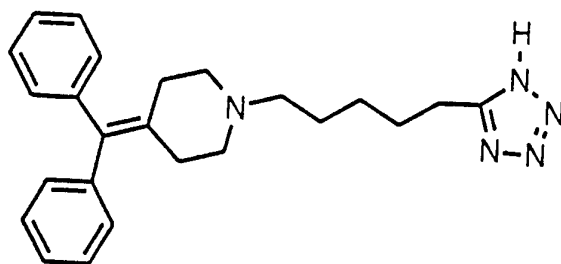
Colorless powder

m.p.: 223 - 226 °C (from ethyl acetate)

MS(m/z): 360(M+H), 262, (SIMS)

IR(nujol): cm^{-1} : 1600, 1500, 1450, 1410, 1220, 1160, 840NMR(DMSO- d_6) δ ppm: 7.21 (10H,m), 2.96 (2H,t,J=7.3),
2.68(4H,t,J=5.3), 2.59 (4H,t,J=2.0), 2.35 (2H,t,J=5.3), 1.98
(2H,m)Example 9

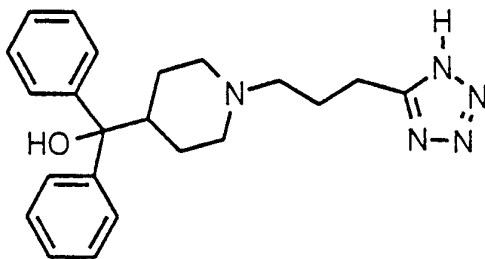
5 4-Benzhydrylylidene-1-[5-(1H-tetrazol-5-yl)pentyl]piperidine:



-22-

Foam

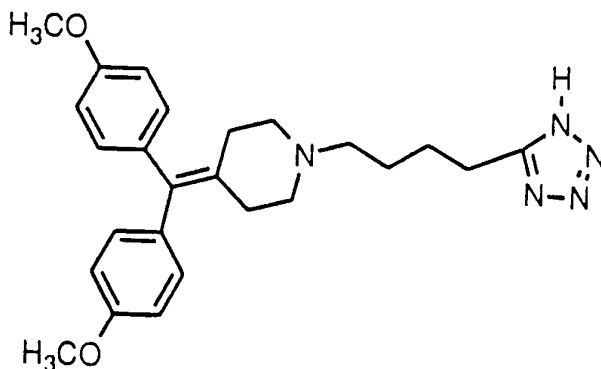
MS(m/z): 388(M+H), (SIMS)

IR(nujol): cm^{-1} : 1600, 1500, 1450, 1410, 1220, 1160, 840NMR(DMSO- d_6) δ ppm: 7.2-7.6 (10H,m), 3.01 (2H,t,J=7), 2.81 (4H,t,J=7), 2.64(4H,m), 2.48 (2H,m), 1.86 (2H,quintet,J=7), 1.66 (2H,quintet,J=7), 1.48 (2H,quintet,J=7)Example 10 α,α -Diphenyl-N-[3-(1H-tetrazol-5-yl)propyl]piperidin-4-yl-methanol:m.p.(with decomposition) \geq 250 °C

MS(m/z): 378(M+H), 133, 105

IR(nujol): cm^{-1} : 1660, 1170, 1100, 1060NMR(DMSO- d_6) δ ppm: 7.51 (4H,d,J=7.6), 7.27 (4H,t,J=6.9), 7.14 (2H,dd,J=7.6,6.9), 3.20 (2H,d,J=11.2), 2.79 (4H,m), 2.50 (8H,m), 1.92 (2H,m), 1.63 (1H,m), 1.35 (2H,d,J=12.6)Example 11

5 4-[Bis(4-methoxyphenyl)methylene]-1-[4-(1H-tetrazol-5-yl)butyl]-piperidine:



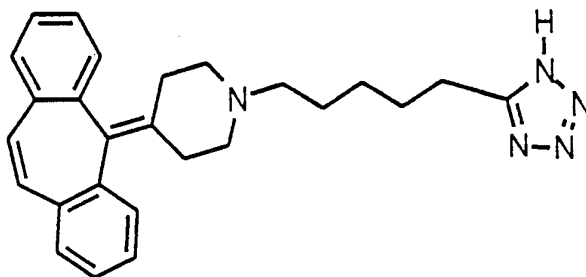
-23-

m.p.: 120 - 123 °C

MS(m/z): 434(M+H), 322, 121

NMR(DMSO-d₆) δppm: 6.95 (4H,d,J=8.6), 6.85 (4H,d,J=8.6),
3.72 (6H,s), 2.84 (2H,t,J=7.2), 2.55 (4H,brs), 2.50
(4H,brs), 2.30 (2.50,m), 1.69 (2H,m), 1.50 (2H,m)Example 12

4-Dibenzo[a,d]cyclohepten-5-ylidene-1-[5-(1H-tetrazol-5-yl)pentyl]piperidine:

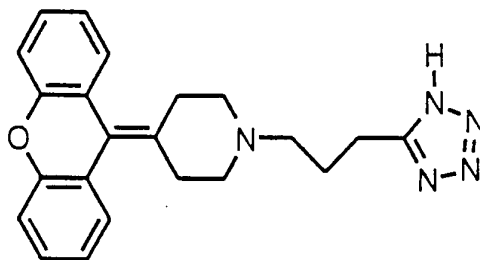


Colorless powder

MS(m/z): 412(M+H), (SIMS)

IR(nujol): cm⁻¹: 1650, 1550, 1300, 1250, 950, 800, 760NMR(DMSO-d₆) δppm: 7.51 (4H,m), 7.43 (2H,m), 7.33
(2H,d,J=8.3), 7.10 (2H,s), 2.94 (2H,t,J=7.2), 2.75
(2H,t,J=7.2), 2.40 (4H,t,J=6.9), 2.16 (4H,m), 1.80 (2H,m),
1.59 (2H,m), 1.44 (2H,m)Example 13

5 4-Xanthen-9-ylidene-1-[3-(1H-tetrazol-5-yl)propyl]piperidine:



-24-

m.p. \geq 250 °C (from ethyl acetate)

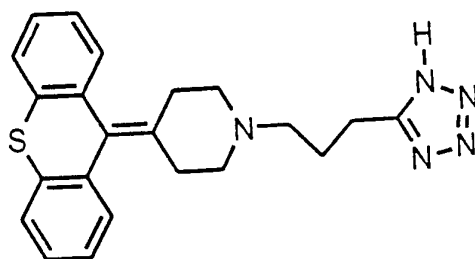
MS(m/z): 374(M+H), (SIMS)

IR(nujol): cm^{-1} : 2450, 1590, 1550, 1250, 1200, 1150,
1100, 1060, 1050,

NMR(DMSO- d_6) δ ppm: 7.2-7.7 (8H,m), 2.8-3.6 (12H,m),
2.25 (2H,quintet,J=7)

Example 14

4-Thioxanthen-9-ylidene-1-[3-(1H-tetrazol-5-yl)propyl]piperidine:



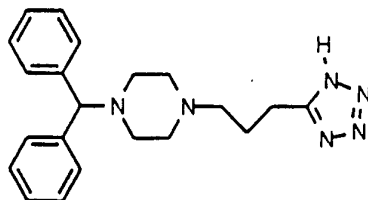
m.p \geq 250 °C

MS(m/z): 390 (SIMS)

NMR(DMSO- d_6) δ ppm: 7.2-7.7 (8H,m), 2.8-3.6 (12H,m),
2.26 (2H,quintet,J=7)

Example 15

5 1-Benzhydryl-4-[3-(1H-tetrazol-5-yl)propyl]-piperazine:



Benzhydrylpiperazine (10.62 g, 42 mmol), 4-bromobutyronitrile (6.23 g, 42 mmol) and potassium carbonate(11.6 g, 84 mmol) were suspended in acetonitrile (200ml) and stirred overnight at 60 °C. The reaction
10 solution was cooled and, thereafter, the inorganic matter

-25-

was filtered off and the acetonitrile was concentrated under vacuum to yield an oil of 4-(4-benzhydrylpiperazin-1-yl)butyronitrile (13.4 g, 99%).

MS (m/z) SI-MS,Pos: 319(M+H)

IR (Neat), cm^{-1} : 2250 (nitrile), 1490, 1445

Without further purification, 4-(4-

5 benzhydrylpiperazin-1-yl)-butyronitrile was dissolved in DMF (150 ml) and ammonium chloride (6.74 g) and sodium azide (8.19 g) were added to the solution, followed by stirring at 90 °C for 48 h. The reaction mixture was poured into water (300 ml), extracted with
10 ethyl acetate (200 ml) and the extract was removed. Then, the aqueous layer was extracted twice with chloroform (200 ml). The chloroform layer was combined, dried with magnesium sulfate and concentrated under vacuum to reduce the volume of the solution to approximately 30 ml. Upon
15 leaving the solution to stand, crystals precipitated and recovered by filtration to yield the titled compound (5.5 g).

Decomposition point: 218 °C

MS (m/z) SI-MS,Pos: 363 (M+H)

Elemental analysis for $\text{C}_{21}\text{H}_{26}\text{N}_6$

	C	H	N
Cal'd	69.58	7.23	23.19
found	69.70	7.32	23.10

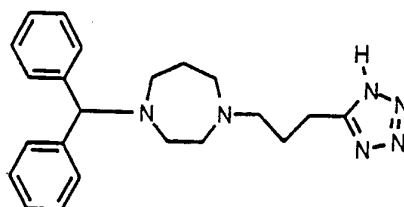
IR(nujol) cm^{-1} : 1405, 1310, 1192, 1087

$^1\text{H-NMR}$ (DMSO- d_6) δ ppm: 50 °C, 1.84 (2H,m), 2.2-3.7 (10H,m), 2.85 (2H,m), 4.27 (1H,s), 5.60 (2H,brs, H_2O), 7.0-7.4 (10H,m)

$^{13}\text{C-NMR}$ (DMSO- d_6) δ ppm: 50 °C, 156.07, 142.48, 128.16, 127.35, 126.54, 95.29, 74.83, 56.41, 52.42, 50.95, 23.80, 20.87

Example 16

1-Benzhydryl-4-[3-(1H-tetrazol-5-yl)propyl]-[1,4]diazepan:



The titled compound was synthesized via an intermediate nitrile form as in Example 1.

m.p. 172 - 175 °C (from ethyl acetate)

MS (m/z) SI-MS : 377(M+H)

Elemental analysis for $C_{22}H_{28}N_6 \cdot 1/2H_2O$

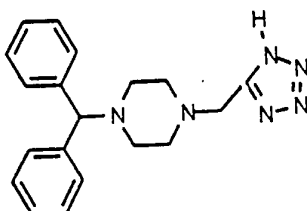
	C	H	N
Cal'd	68.54	7.58	21.80
found	68.60	7.45	21.85

IR(nujol) cm^{-1} : 1600, 1495, 1405, 1330, 1320

1H -NMR(DMSO- d_6) δ ppm: 21.8 °C, 1.81 (2H,m), 1.94 (2H,m), 2.4-2.7 (10H,m), 3.13 (2H,m), 4.71 (1H,s), 7.0-7.4 (10H,m)

5 Example 17

1-Benzhydryl-4-(1H-tetrazol-5-ylmethyl)piperazine:



m.p. 179 - 182 °C (from ethyl acetate)

MS(m/z) SI-MS, Pos : 335(M+H)

-27-

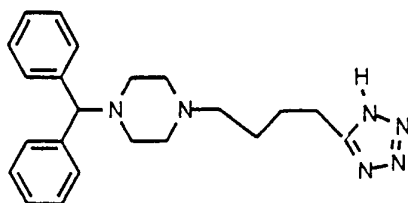
Elemental analysis for $C_{19}H_{22}N_6$

	C	H	N
Cal'd	68.24	6.63	25.13
found	68.10	6.54	25.10

IR(nujol) cm^{-1} : 2450, 1600, 1490, 1410, 1340, 1190, 1080, 1040, 970, 750, 710

Example 18

1-Benzhydryl-4-[4-(1H-tetrazol-5-yl)butyl]-piperazine



m.p. 67 - 68 °C

Elemental analysis for $C_{22}H_{28}N_6$

	c	H	N
Cal'd	70.18	7.50	22.30
found	70.10	7.40	22.35

MS (m/z) SI-MS,Pos: 377(M+H)

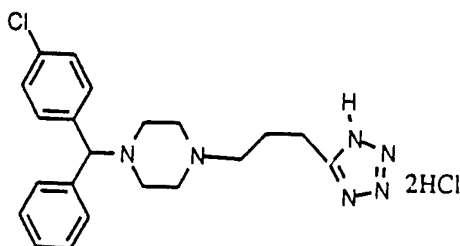
IR(nujol) cm^{-1} : 1655, 1600, 1310, 1280, 1080, 970, 750, 710

1H -NMR(DMSO- d_6) δ ppm: 1.56 (2H,m), 1.78 (2H,m), 2.49 (2H,m), 2.60 (8H,s), 2.95 (2H,t,J=7.2), 4.38 (1H,s), 7.28 (2H,t,J=7.0), 7.39 (2H,t,J=7.2), 7.52 (2H,d,J=7.6)

-28-

Example 19

1-[(4-Chlorophenyl)phenylmethyl]-4-[3-(1H-tetrazol-5-yl)propyl]piperazine dihydrochloride:



m.p. 198 - 203 °C

MS(m/z) SI-MS, Pos: 397(M+H), 201, 166

Elemental analysis for C₂₁H₂₇N₆Cl₃

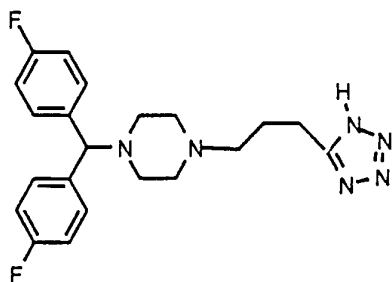
	C	H	N
Cal'd	53.68	5.79	17.89
found	53.65	5.90	17.91

IR(nujol) cm⁻¹: 1550, 1095, 1020, 760, 730

¹H-NMR(DMSO-d₆) δppm: 2.13 (2H,m), 2.98 (2H,t,J=7.0), 3.35 (4H,m), 3.63 (4H,m), 5.53 (1H,brs), 7.2-8.1 (9H,m)

Example 20

5 1-[Bis(4-fluorophenyl)methyl]-4-[3-(1H-tetrazol-5-yl)propyl]piperazine:



m.p. 170 - 172 °C

MS (m/z) SI-MS: 399(M+H), 203

-29-

Elemental analysis for $C_{21}H_{24}F_2N_6$

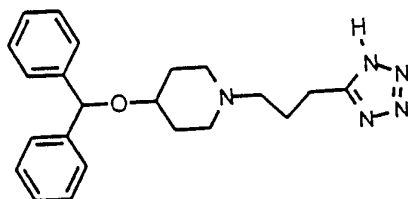
	C	H	N
Cal'd	63.30	6.07	21.09
Found	63.25	6.10	21.21

IR(nujol) cm^{-1} : 2100, 1600, 1500, 1400, 1300, 1225, 1090, 970, 870, 830, 725

1H -NMR(DMSO- d_6) δ ppm: 1.85 (2H,m), 2.50 (10H,m), 2.86 (2H,t,J=7.3), 4.36 (1H,s), 7.12 (4H,t,J=8.9), 7.43 (4H,dd,J=8.2,5.9)

Example 21

4-Benzhydryloxy-1-[3-(1H-tetrazol-5-yl)propyl]piperidine:



The procedure of Example 20 was repeated to synthesize 4-(4-benzhydryloxy-piperidin-1-yl)butyronitrile (2g, 5.3 mmol). This compound, as well as tributyltin azide (3.35 g, 10.6 mmol) were stirred in dimethoxyethane (DME) at 90 °C for 48 h. Water was added to the reaction solution, followed by the addition of ethyl acetate (20 ml) and hexane (100 ml). The precipitating crystals were recovered by filtration and recrystallized from chloroform-ether to produce the titled compound (1.8 g) in a yield of 80%. m.p. 216 - 217 °C

MS (m/z) SI-MS, Pos: 378(M+H), 167, 133

Elemental analysis for $C_{22}H_{27}N_5O$

	C	H	N
Cal'd	70.00	7.21	18.55
Found	70.31	7.30	18.70

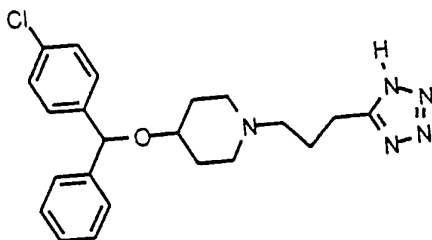
IR(nujol) cm^{-1} : 1500, 1400, 1300, 1260, 1220, 1110, 1060, 960, 745, 705

-30-

$^1\text{H-NMR}$ (DMSO-d_6) δppm : 1.47 (2H,m), 1.96 (4H,m), 2.49 (2H,t,J=9.5), 2.68 (2H,t,J=6.7), 2.93 (4H,m), 5.73 (1H,s), 7.31 (2H,t,J=6.1Hz), 7.43 (8H,m)

Example 22

4-[(4-Chlorophenyl)phenylmethoxy]-1-[3-(1H-tetrazol-5-yl)propyl]piperidine:



The procedure of Example 1 was repeated to
 5 synthesize 4-{4-[(4-chlorophenyl)phenylmethoxy]piperidin-
 1-yl}butyronitrile (1.7 g, 4.6 mmol). This compound, as
 well as tributyltin azide (2.87 g, 9.2 mmol) were stirred
 in dimethoxyethane (DME) at 90°C for 48 h. Acetonitrile
 (10 ml) was added to the reaction solution, which was
 10 further stirred for 6 h at 90°C. Water was added to the
 reaction solution and the precipitating crystals were
 recovered by filtration. Upon recrystallization from
 chloroform-ether, the titled compound was obtained (1.3 g)
 in a yield of 69%.

m.p. 210 - 213°C

MS (m/z) SI-MS: 412(M+H), 201, 165

Elemental analysis for $\text{C}_{22}\text{H}_{26}\text{ClN}_5\text{O}$

	C	H	N
Cal'd	64.15	6.36	17.00
Found	64.13	6.50	17.20

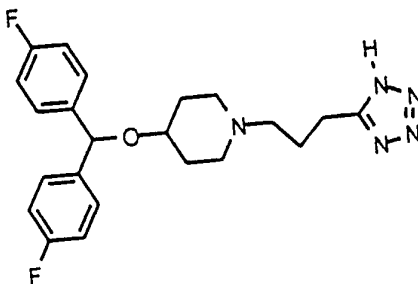
IR(nujol) cm^{-1} : 1495, 1400, 1300, 1090, 1055, 750, 710

$^1\text{H-NMR}$ (DMSO-d_6) δppm : 1.75 (2H,m), 1.99 (4H,m), 2.61 (2H,m), 2.76 (2H,t,J=6.9), 2.93 (2H,t,J=7.3), 3.01 (2H,m), 5.73 (1H,s), 7.44 (9H,m)

-31-

Example 23

4[Bis(4-fluorophenyl)methoxy]-1-[3-(1H-tetrazol-5-yl)propyl]-piperidine:



Colorless powder

MS (m/z) SI-MS, Pos: 414(M+H), 203

Elemental analysis for C₂₂H₂₅N₅O₂F₂

	C	H	N
Cal'd	63.91	6.09	16.94
Found	63.81	6.20	16.90

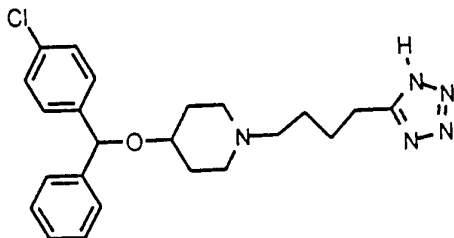
Hydrochloride

IR(nujol) cm⁻¹: 1500, 1400, 1260, 1120, 970, 830, 725

¹H-NMR(DMSO-d₆) δppm: 1.95 (2H,m), 2.16 (4H,m), 2.92 (8H,m), 3.52 (1H,m), 5.70 (1H,s), 7.15 (4H,m), 7.40 (4H,m)

Example 24

5 4-[(4-chlorophenyl)phenylmethoxy]-1-[4-(1H-tetrazol-5-yl)butyl]piperidine:



-32-

Colorless powder

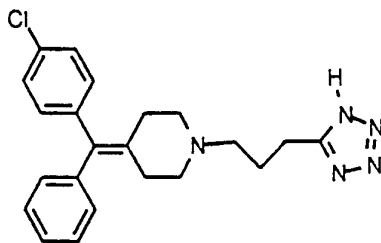
FAB-MS (m/z) 425(M+H), 278, 202, 187

IR(nujol) cm^{-1} : 1500, 1400, 1260, 1120, 970, 830, 725

$^1\text{H-NMR}$ (DMSO- d_6) δ ppm: 7.2-7.4 (9H,m), 5.62 (1H,s), 3.38 (1H,m), 2.84 (2H,t,J=6), 2.73 (2H,m), 2.37 (2H,t,J=6), 2.16 (2H,m), 1.4-2.0 (8H,m)

Example 25

4-[(4-Chlorophenyl)phenylmethylene]-1-[3-(1H-tetrazol-5-yl)propyl]piperidine:



Colorless powder

MS (m/z) SI-MS,Pos: 393(M+H), 360, 296, 140

Elemental analysis for $\text{C}_{22}\text{H}_{23}\text{N}_5 \cdot 1.5\text{H}_2\text{O}$

	C	H	N
Cal'd	62.93	6.23	16.68
Found	63.15	5.90	17.09

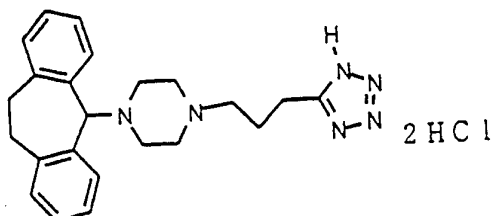
IR (KBr) cm^{-1} : 3435, 2565, 1487, 1089, 1031, 964, 825, 763, 703, 509

$^1\text{H-NMR}$ (CDCl_3) δ ppm: 7.32 (5H,m), 7.18 (4H,m), 3.20 (4H,m), 3.09 (4H,m), 2.87 (4H,m), 2.23 (2H,t,J=6)

-33-

Example 26

4-(Dibenzo[a,d]cycloheptan-5-yl)-1-[3-(1H-tetrazol-5-yl)propyl]piperazine dihydrochloride:



White amorphous

MS (m/z) SI-MS, Pos: 389(M+H), 194, 178, 114

Elemental analysis for $C_{24}H_{23}ON_6 \cdot 2HCl \cdot H_2O$

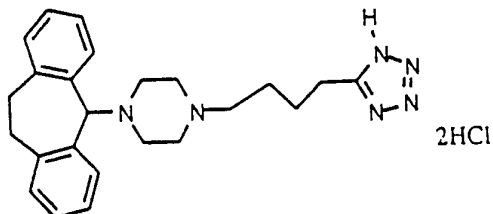
	C	H	N
Cal'd	57.62	6.30	17.53
Found	57.73	6.78	17.43

IR (KBr) cm^{-1} : 2997, 2725, 2584, 1635, 1560, 1442, 1419, 1076, 906, 630

1H -NMR ($CDCl_3$) δ ppm: 7.35 (8H,m), 5.21 (1H,brs), 3.90 (2H,m), 3.37 (2H,brt), 3.27 (2H,t,J=6), 3.08 (4H,m), 2.31 (2H,m)

Example 27

5 4-(Dibenzo[a,d]cycloheptan-5-yl)-1-[4-(1H-tetrazol-5-yl)butyl]piperazine dihydrochloride:



White amorphous

MS (m/z) SI-MS, Pos: 403(M+H), 193

-34-

Elemental analysis for $C_{24}H_{23}ON_6 \cdot 2HCl \cdot 0.5H_2O$

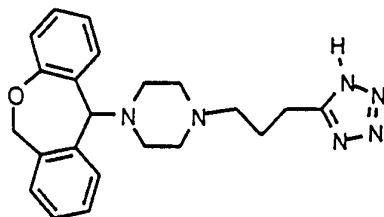
	C	H	N
Cal'd	59.50	6.44	17.35
Found	59.41	7.03	16.91

IR (KBr) cm^{-1} : 2960, 1564, 1446, 1396, 1058, 773, 744

1H -NMR($CDCl_3$) δ ppm: 7.38 (4H,m), 7.27 (4H,m), 5.21 (1H,brs), 3.91 (2H,m), 3.39 (2H,m), 3.22 (6H,m), 3.01 (4H,m), 1.87(4H,m)

Example 28

4-(6H-Dibenzo[b,e]-oxepin-11-yl)-1-[3-(1H-tetrazol-5-yl)propyl]piperazine:



White amorphous

MS (m/z) FAB-MS, Pos: 391(M+H), 195

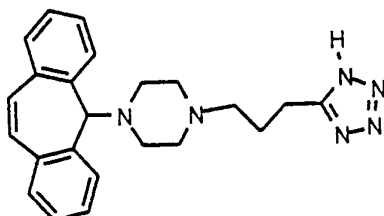
IR(KBr) cm^{-1} : 3389, 2869, 1606, 1574, 1478, 1456, 1255, 1228, 1109, 1004, 761, 725, 638

1H -NMR($CDCl_3$) δ ppm: 7.30 (4H,m), 7.15 (2H,t,J=7.5), 6.82 (2H,t,J=7.5), 6.72 (1H,d,J=11.5), 4.73 (1H,d,J=11.9), 4.03 (1H,s), 3.09 (2H,m), 2.73 (8H,m), 1.9-2.1 (2H,m)

-35-

Example 29

4-(Dibenzo[a,d]cyclohepten-5-yl)-1-[3-(1H-tetrazol-5-yl)propyl]piperidine:



White amorphous

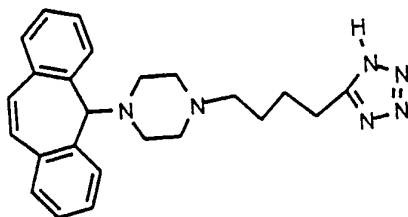
MS (m/z) FAB-MS, Pos: 387(M+H), 191

IR(KBr) cm^{-1} : 3392, 1654, 1436, 1402, 1276, 1103, 973, 796, 763, 730, 628, 493

$^1\text{H-NMR}(\text{CDCl}_3)$ δ ppm: 7.37 (8H,m), 6.94 (2H,s), 4.48 (1H,s), 3.18 (2H,t-like) 2.73 (2H,t-like), 2.69 (4H,m), 2.29 (4H,m), 1.95 (2H,m)

Example 30

5 4-(Dibenzo[a,d]cyclohepten-5-yl)-1-[4-(1H-tetrazol-5-yl)butyl]piperidine:



White amorphous

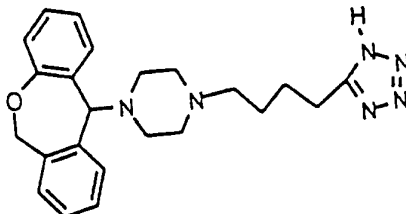
MS (m/z) FAB-MS, Pos: 401(M+H), 191

IR(KBr) cm^{-1} : 3045, 2871, 1635, 1436, 1402, 1247, 1103, 997, 798, 763, 730, 464

$^1\text{H-NMR}(\text{CDCl}_3)$ δ ppm: 7.31 (8H,m), 6.94 (2H,s), 4.40 (1H,s), 2.92 (2H,t,J=6.0), 2.64 (6H,m), 2.28 (4H,t,J=4.6), 1.78 (2H,m), 1.63 (2H,m)

Example 31

4-(6H-Dibenzo[b,e]oxepin-11-yl)-1-[4-(1H-tetrazol-5-yl)butyl]-piperazine:



White amorphous

MS (m/z) FAB-MS, Pos: 405(M+H), 195

IR(KBr) cm^{-1} : 3485, 1487, 1446, 1255, 1228, 1109, 1004, 765

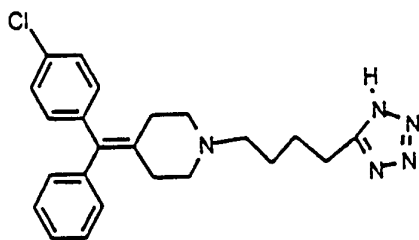
$^1\text{H-NMR}(\text{CDCl}_3)$ δ ppm: 7.29 (6H,m), 6.82 (2H,m), 6.69

(1H,d,J=11.5), 4.72 (1H,d,J=11.5), 4.00 (1H,s), 3.00

(2H,t,J=5.6), 2.5-2.9 (10H,m), 1.87 (2H,m), 1.71 (2H,m)

Example 32

5 4-[(4-Chlorophenyl)phenylmethylene]-1-[4-(1H-tetrazol-5-yl)butyl]piperidine:



White amorphous

MS (m/z) FAB-MS, Pos: 408(M+H), 296

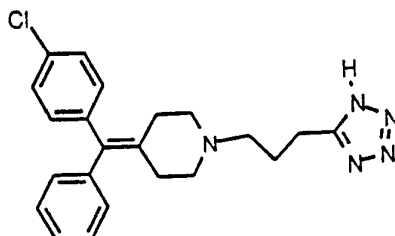
IR(KBr) cm^{-1} : 3438, 3099, 2763, 2650, 1487, 1442, 1398, 1087, 1014, 829, 763, 703

$^1\text{H-NMR}(\text{CDCl}_3)$ δ ppm: 7.26 (5H,m), 7.04 (4H,m), 3.00 (4H,t-like), 2.87 (2H,t-like), 2.70 (4H,t-like), 1.83 (4H,m)

-37-

Example 33

4-[(4-Chlorophenyl)phenylmethylene]-1-[3-(1H-tetrazol-5-yl)propyl]piperidine:



White amorphous

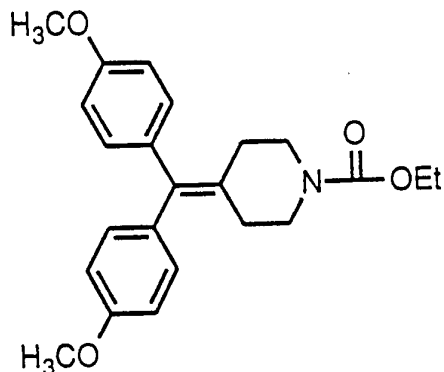
MS (m/z) FAB-MS, Pos: 393(M+H), 296

IR(KBr) cm^{-1} : 3436, 2565, 1487, 1089, 1031, 825, 763, 703

$^1\text{H-NMR}$ (CDCl_3) δ ppm: 7.32 (5H,m), 7.08 (4H,m), 3.15 (6H,m),
2.87 (2H,t-like), 2.30 (2H,m)

Example 34

4-[Bis(4-methoxyphenyl)methylene]-1-(ethoxycarbonyl)-piperidine:



A zinc powder (40.5 g, 0.62 mmol) was suspended
5 in dry THF (500 ml) and titanium tetrachloride (34 ml,
0.30 mol) was added dropwise to the suspension at -10°C
or below. The mixture was dried for 0.5 h and thereafter
heated at 80°C for 1 h. The reaction solution was cooled
again to 0°C and both 4,4'-dimethoxy-benzophenone (25 g,
10 0.103 mol) and 1-ethoxycarbonylpiperidone (18 g, 0.103 mol)
as dissolved in THF (100 ml) were added. The reaction
mixture was transferred to an oil bath, where it was heated
under reflux at 80°C for 2 h. The reaction solution was
cooled and poured into an aqueous solution of potassium
15 carbonate. The THF layer was recovered and subjected to
extraction with ethylacetate. The extracts were combined,
dried and concentrated. The concentrate was subjected to
silica gel chromatography and eluted with ethyl acetate-
hexane (2:8) to yield the end product (34 g, 94%).

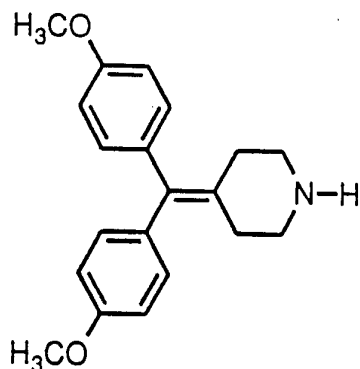
Oil

IR(nujol) cm^{-1} : 1735, 1605, 1578, 1490, 1390, 1130

$^1\text{H-NMR}$ (DMSO- d_6) δ ppm: 7.01 (4H,d,J=9), 6.82 (4H,d,J=9),
4.15 (2H,q,J=7), 3.78 (6H,s), 3.49 (4H,m), 2.35 (4H,m), 1.25
(3H,t,J=7)

Example 35

4-[Bis(4-methoxyphenyl)methylene]piperidine:



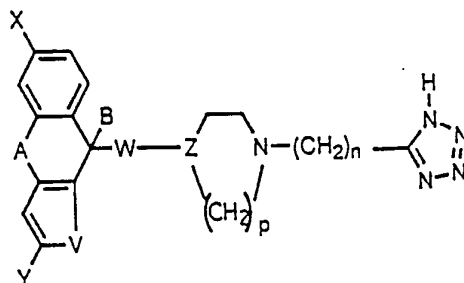
4-[Bis(4-methoxyphenyl)methylene]-1-(ethoxycarbonyl)piperidine (35 g) was dissolved in ethanol (300 ml) and potassium hydroxide (120 g) was added to the solution, which was then stirred over-night. Ethanol was concentrated, mixed with water (500 ml), subjected to extraction with chloroform (200 ml), dried and concentrated under vacuum. The residue was recrystallized from ethyl acetate-hexane to yield the end compound (20 g).

¹H-NMR (CDCl₃) δppm: 7.01 (4H,d,J=9), 6.82 (4H,d,J=9), 3.78 (6H,s), 2.90 (4H,m), 2.32 (4H,m)

-40-

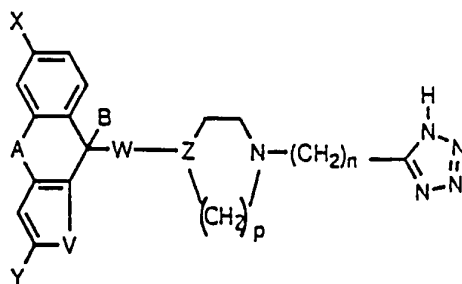
CLAIMS

1. A tetrazole derivative of the general formula (1):



(where A represents $-\text{CH}=\text{CH}-$, $-\text{CH}_2-\text{CH}_2-$, $-\text{CH}_2\text{O}-$, an oxygen atom or a sulfur atom or, in the case where A does not
 5 interconnect the adjacent aromatic rings, it represents two hydrogen atoms each bonded to the adjacent aromatic ring; V represents $-\text{CH}=\text{CH}-$ or a sulfur atom; X and Y each independently represents an alkoxy group, a halogen atom or a hydrogen atom; (a) W represents a bond, Z represents
 10 a carbon atom or methine, and B either forms a bond together with Z or represents a hydroxyl group, or (b) W, Z and B represent a bond, a nitrogen atom and a hydrogen atom, respectively, or (c) W, Z and B represent an oxygen atom, methine and a hydrogen atom, respectively; p represents
 15 an integer of 2 or 3; and n represents an integer of 1 - 6) or a pharmacologically acceptable salt thereof.

2. An antihistamine, an antiallergic agent or an asthma treating agent that contain as an active ingredient a tetrazole derivative of the general formula (1):



(where A represents $-\text{CH}=\text{CH}-$, $-\text{CH}_2-\text{CH}_2-$, $-\text{CH}_2\text{O}-$, an oxygen atom or a sulfur atom or, in the case where A does not
 interconnect the adjacent aromatic rings, it represents

-41-

two hydrogen atoms each bonded to the adjacent aromatic ring, V represents -CH=CH- or a sulfur atom; X and Y each independently represents an alkoxy group, a halogen atom or a hydrogen atom; (a) W represents a bond, Z represents a
5 carbon atom or methine, and B either forms a bond together with Z or represents a hydroxyl group, or (b) W, Z and B represent a bond, a nitrogen atom and a hydrogen atom, respectively, or (c) W, Z and B represent an oxygen atom, methine and a hydrogen atom, respectively; p represents an
10 integer of 2 or 3; and n represents an integer of 1 - 6) or a pharmacologically acceptable salt thereof.

INTERNATIONAL SEARCH REPORT

Inter. Application No
PCT/JP 94/01010

A. CLASSIFICATION OF SUBJECT MATTER

IPC 6 C07D401/06 C07D405/14 C07D409/14 C07D257/04 C07D403/06
C07D405/12 A61K31/41 A61K31/445

According to International Patent Classification (IPC) or to both national classification and IPC

B. FIELDS SEARCHED

Minimum documentation searched (classification system followed by classification symbols)

IPC 6 C07D

Documentation searched other than minimum documentation to the extent that such documents are included in the fields searched

Electronic data base consulted during the international search (name of data base and, where practical, search terms used)

C. DOCUMENTS CONSIDERED TO BE RELEVANT

Category °	Citation of document, with indication, where appropriate, of the relevant passages	Relevant to claim No.
A	EP,A,0 058 146 (UCB,S.A.) 18 August 1982 cited in the application *Document*	1,2
A	EP,A,0 468 884 (LABORATORIOS DEL DR. ESTEVE, S.A.) 29 January 1992 cited in the application & JP,A,4 234 387 (LABORATORIOS DEL DR. ESTEVE,S.A.)	1,2
A	EP,A,0 468 885 (LABORATORIOS DEL DR. ESTEVE,S.A.) 29 January 1992 cited in the application & JP,A,4 234 359 (LABORATORIOS DEL DR. ESTEVE,S.A.)	1,2
	--- -/--	

Further documents are listed in the continuation of box C.

Patent family members are listed in annex.

° Special categories of cited documents :

- "A" document defining the general state of the art which is not considered to be of particular relevance
- "E" earlier document but published on or after the international filing date
- "L" document which may throw doubts on priority claim(s) or which is cited to establish the publication date of another citation or other special reason (as specified)
- "O" document referring to an oral disclosure, use, exhibition or other means
- "P" document published prior to the international filing date but later than the priority date claimed

- "T" later document published after the international filing date or priority date and not in conflict with the application but cited to understand the principle or theory underlying the invention
- "X" document of particular relevance; the claimed invention cannot be considered novel or cannot be considered to involve an inventive step when the document is taken alone
- "Y" document of particular relevance; the claimed invention cannot be considered to involve an inventive step when the document is combined with one or more other such documents, such combination being obvious to a person skilled in the art.
- "&" document member of the same patent family

Date of the actual completion of the international search

12 September 1994

Date of mailing of the international search report

20. 09. 94

Name and mailing address of the ISA

European Patent Office, P.B. 5818 Patentlaan 2
NL - 2280 HV Rijswijk
Tel. (+ 31-70) 340-2040, Tx. 31 651 epo nl,
Fax: (+ 31-70) 340-3016

Authorized officer

Luyten, H

INTERNATIONAL SEARCH REPORT

International Application No

PCT/JP 94/01010

C.(Continuation) DOCUMENTS CONSIDERED TO BE RELEVANT

Category *	Citation of document, with indication, where appropriate, of the relevant passages	Relevant to claim No.
A	<p> DATABASE WPI Week 9150, Derwent Publications Ltd., London, GB; AN 91-365831 & JP,A,3 246 287 (HOKURIKU PHARM KK) 22 February 1990 cited in the application see abstract ----- </p>	1,2

INTERNATIONAL SEARCH REPORT

Information on patent family members

International Application No

PCT/JP 94/01010

Patent document cited in search report	Publication date	Patent family member(s)	Publication date
EP-A-0058146	18-08-82	AT-T- 8140	15-07-84
		AU-B- 544066	16-05-85
		AU-A- 8023182	12-08-82
		CA-A- 1199918	28-01-86
		JP-C- 1463099	28-10-88
		JP-A- 57149282	14-09-82
		JP-B- 63011353	14-03-88
		SU-A- 1227113	23-04-86
		SU-A- 1310397	15-05-87
		SU-A- 1287749	30-01-87
US-A- 4525358	25-06-85		

EP-A-0468884	29-01-92	FR-A- 2665161	31-01-92
		AU-B- 638857	08-07-93
		AU-A- 8128091	30-01-92
		CN-A- 1058404	05-02-92
		JP-A- 4234387	24-08-92
		NZ-A- 239104	23-12-93
		US-A- 5182280	26-01-93

JP-A-4234387	24-08-92	FR-A- 2665161	31-01-92
		AU-B- 638857	08-07-93
		AU-A- 8128091	30-01-92
		CN-A- 1058404	05-02-92
		EP-A- 0468884	29-01-92
		NZ-A- 239104	23-12-93
		US-A- 5182280	26-01-93

EP-A-0468885	29-01-92	FR-A- 2665160	31-01-92
		AU-B- 638856	08-07-93
		AU-A- 8127991	06-02-92
		CN-A- 1058397	05-02-92
		ES-A- 2043515	16-12-93
		JP-A- 4234359	24-08-92
		US-A- 5166205	24-11-92

JP-A-4234359	24-08-92	FR-A- 2665160	31-01-92
		AU-B- 638856	08-07-93
		AU-A- 8127991	06-02-92
		CN-A- 1058397	05-02-92

INTERNATIONAL SEARCH REPORT

Information on patent family members

International Application No

PCT/JP 94/01010

Patent document cited in search report	Publication date	Patent family member(s)	Publication date
JP-A-4234359		EP-A- 0468885 ES-A- 2043515 US-A- 5166205	29-01-92 16-12-93 24-11-92
