US00D764181S

(12) United States Design Patent
Chen

(10) Patent No.: US D764,181 S
(45) Date of Patent: ** Aug. 23, 2016

(54) **LACE FABRIC**

(71) Applicant: **Best Pacific Textile Ltd.**, Dongguan (CN)

(72) Inventor: **Ming Chen**, Dongguan (CN)

(73) Assignee: **BEST PACIFIC TEXTILE LTD.**, Guangdong (CN)

(**) Term: **14 Years**

(21) Appl. No.: **29/512,101**

(22) Filed: **Dec. 16, 2014**

(51) **LOC (10) Cl.** **05-02**

(52) **U.S. Cl.**
USPC **D5/24**

(58) **Field of Classification Search**
USPC D5/1–9, 11–17, 19–21, 23, 24, 26–30, D5/32, 37, 39, 43, 44, 48, 51–66, 99; D6/582–585, 587, 589–591, 598, 599, D6/602, 609, 612, 616, 617, 619, 620; D19/5, 8, 31; D25/138, 149–151; D2/500, 502, 505–507, 758, 762, 840, D2/847, 849
CPC B31F 1/00; B31F 1/07; B32B 3/266; B32B 5/022; B32B 5/024; B44F 1/00; B44F 1/02; B44F 1/08; B44F 1/10; B44F 5/00; B44F 7/00; B44F 9/00; B44F 9/02; B44F 9/04; B44F 11/00; B44F 11/02; B44F 11/04; D03D 1/00; D04H 1/00; D10B 2503/04; D10B 2501/042; D21H 27/02; A41G 1/00; A47L 13/16; D05C 17/00; D06C 23/00
See application file for complete search history.

(56) **References Cited**

U.S. PATENT DOCUMENTS

D29,210 S * 8/1898 Parker D5/6
D41,909 S * 11/1911 Gattiker D5/14
D44,981 S * 12/1913 Schindler D5/6
D70,808 S * 8/1926 Stone D5/7
D88,809 S * 12/1932 Maisch D5/16
D90,136 S * 6/1933 Guhl D5/6
D98,193 S * 1/1936 Wiener D5/12
D98,900 S * 3/1936 Wiener D5/12
D99,659 S * 5/1936 Dognin D5/24
D100,249 S * 6/1936 Solomon D5/12
D100,448 S * 7/1936 Gehring D5/12
D100,450 S * 7/1936 Lindenbaum D5/12
D102,228 S * 12/1936 Hertz D5/12
D102,364 S * 12/1936 Gehring D5/12
D102,495 S * 12/1936 Birnbaum D5/12
D102,496 S * 12/1936 Birnbaum D5/12
D102,497 S * 12/1936 Birnbaum D5/12

(Continued)

Primary Examiner — Karen S Acker
Assistant Examiner — Wendy Arminio
(74) *Attorney, Agent, or Firm* — George G. Wang; Bei & Ocean

(57) **CLAIM**

The ornamental design for a lace fabric, as shown and described.

DESCRIPTION

FIG. **1** is a front view of a lace fabric in accordance with the present invention.
FIG. **2** is a reference view of FIG. **1** with broken lines shown therein to indicate the are of detail view, FIG. **5**.
FIG. **3** is a back side view of FIG. **1**.
FIG. **4** is a front perspective view of FIG. **1**; and,
FIG. **5** is an enlarged detail view of area **5** circumscribed by broken line in FIG. **2**.
For clarity, the lace fabric is shown on a black background environment that forms no part of the claimed design. The broke lines in FIG. **5** depict the boundaries of the enlarged detail view of the claimed design and form no part thereof.

1 Claim, 5 Drawing Sheets



(56) **References Cited**

U.S. PATENT DOCUMENTS

D120,884 S * 6/1940 Freudenberg D5/11
D173,400 S * 11/1954 Wiener D5/11
D635,780 S * 4/2011 Sawamura D5/11
D656,320 S * 3/2012 Sawamura D5/11

* cited by examiner

FIG. 1



FIG. 2

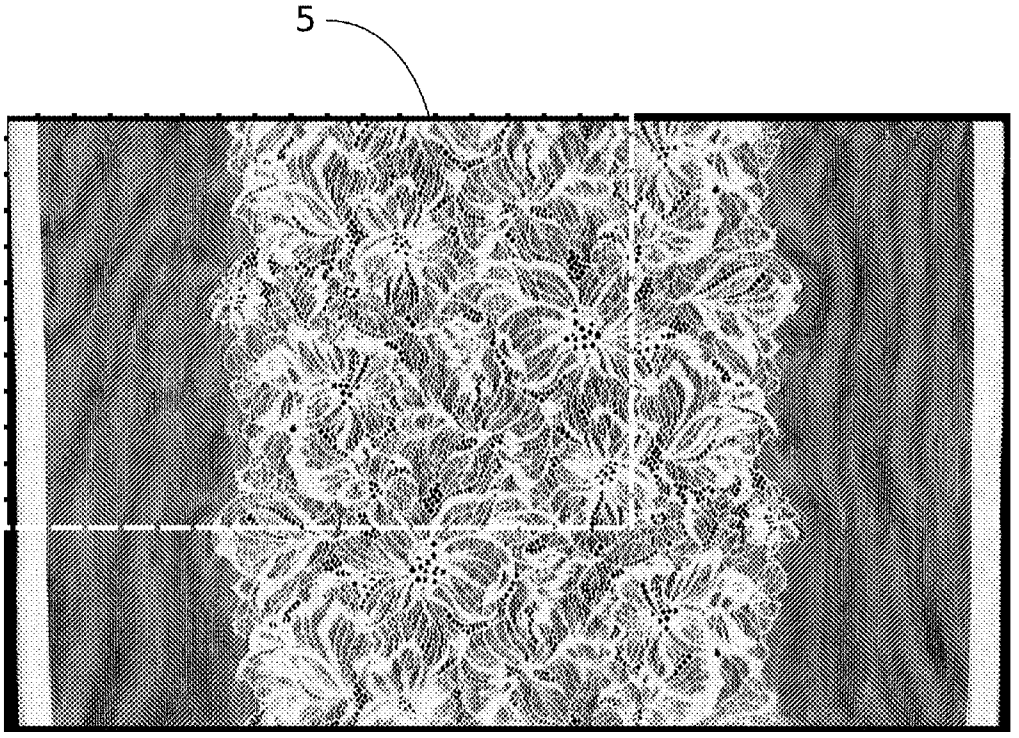

FIG. 3



FIG. 4



FIG. 5