



US00D731016S

(12) **United States Design Patent**
Scott et al.

(10) **Patent No.:** **US D731,016 S**
(45) **Date of Patent:** **** Jun. 2, 2015**

(54) **SWIM BOARD**

(75) Inventors: **Murray Wayman Scott**, Sandy's (BM);
Kristen Marie Scott, Sandy's (BM)

(73) Assignee: **Murray Wayman Scott**, Sandy's (BM)

(**) Term: **14 Years**

(21) Appl. No.: **29/430,005**

(22) Filed: **Aug. 20, 2012**

Related U.S. Application Data

(63) Continuation-in-part of application No. 29/402,492, filed on Sep. 23, 2011, now Pat. No. Des. 665,866, which is a continuation of application No. 29/375,065, filed on Sep. 16, 2010, now Pat. No. Des. 649,615, which is a continuation of application No. 29/300,039, filed on Feb. 13, 2008, now abandoned.

(30) **Foreign Application Priority Data**

Aug. 14, 2007 (CA) 121901

(51) **LOC (10) Cl.** **21-02**

(52) **U.S. Cl.**
USPC **D21/769**

(58) **Field of Classification Search**
USPC D21/769-770, 801, 803, 809; 114/253,
114/345-346; 441/35, 66, 74, 40-42,
441/129-132; 472/128-129; D12/5, 6, 316;
D6/392, 595, 596, 601, 604, 605
CPC B63C 11/49
See application file for complete search history.

(56) **References Cited**

U.S. PATENT DOCUMENTS

D195,384 S	6/1963	Del Mar	
D221,697 S *	8/1971	Nicholson	D21/809
D233,904 S	12/1974	Dage	
D264,370 S	5/1982	McCarthy	
4,752,260 A	6/1988	Stewart	
4,925,417 A *	5/1990	Warren	441/65
5,238,434 A	8/1993	Moran	
D345,000 S	3/1994	Foulke	
D356,618 S	3/1995	Fleming	
D377,072 S	12/1996	Ilejay	
6,241,569 B1 *	6/2001	Harkrider	441/135
D461,516 S	8/2002	Chen	
D466,175 S	11/2002	Katz et al.	
6,572,424 B2 *	6/2003	Harkrider	441/135

(Continued)

Primary Examiner — Zenia Bennett

(74) *Attorney, Agent, or Firm* — Fitch, Even, Tabin & Flannery LLP

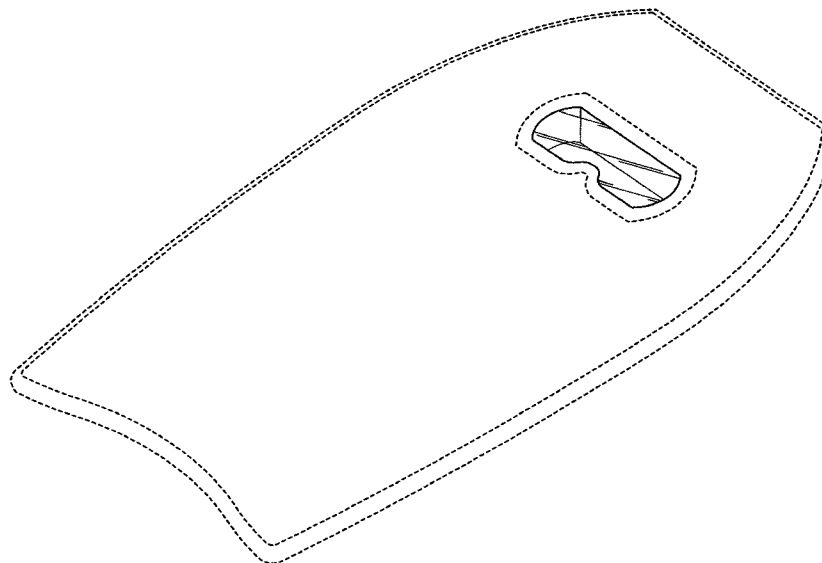
(57) **CLAIM**

We claim the ornamental design for a swim board, as shown and described.

DESCRIPTION

FIG. 1 is a front perspective view of a swim board; FIG. 2 is a rear perspective view of the swim board of FIG. 1; FIG. 3 is a front elevational view of the swim board of FIG. 1; FIG. 4 is a right side elevational view of the swim board of FIG. 1; FIG. 5 is a bottom plan view of the swim board of FIG. 1; FIG. 6 is a top plan view of the swim board of FIG. 1; FIG. 7 is a left side elevational view of the swim board of FIG. 1; and, FIG. 8 is a rear elevational view of the swim board of FIG. 1. The broken lines shown are included for the purpose of illustrating the unclaimed portions of the swim board and form no part of the claim.

1 Claim, 4 Drawing Sheets



US D731,016 S

(56)

References Cited

U.S. PATENT DOCUMENTS

D495,391	S	8/2004	Woo						
D503,206	S	* 3/2005	Debold	D21/769					
D504,268	S	4/2005	Valeri						
D506,898	S	7/2005	Valeri						
D509,470	S	* 9/2005	Weir et al.	D12/316					
					6,955,577	B1	10/2005	Hall	
					D542,363	S	5/2007	Palmer	
					D559,027	S	1/2008	Kamdar	
					D565,496	S	* 4/2008	Disla	D12/316
					7,547,238	B1	* 6/2009	Melancon	441/135
					D627,026	S	11/2010	Durocher	
					D628,667	S	12/2010	McCarthy	

* cited by examiner

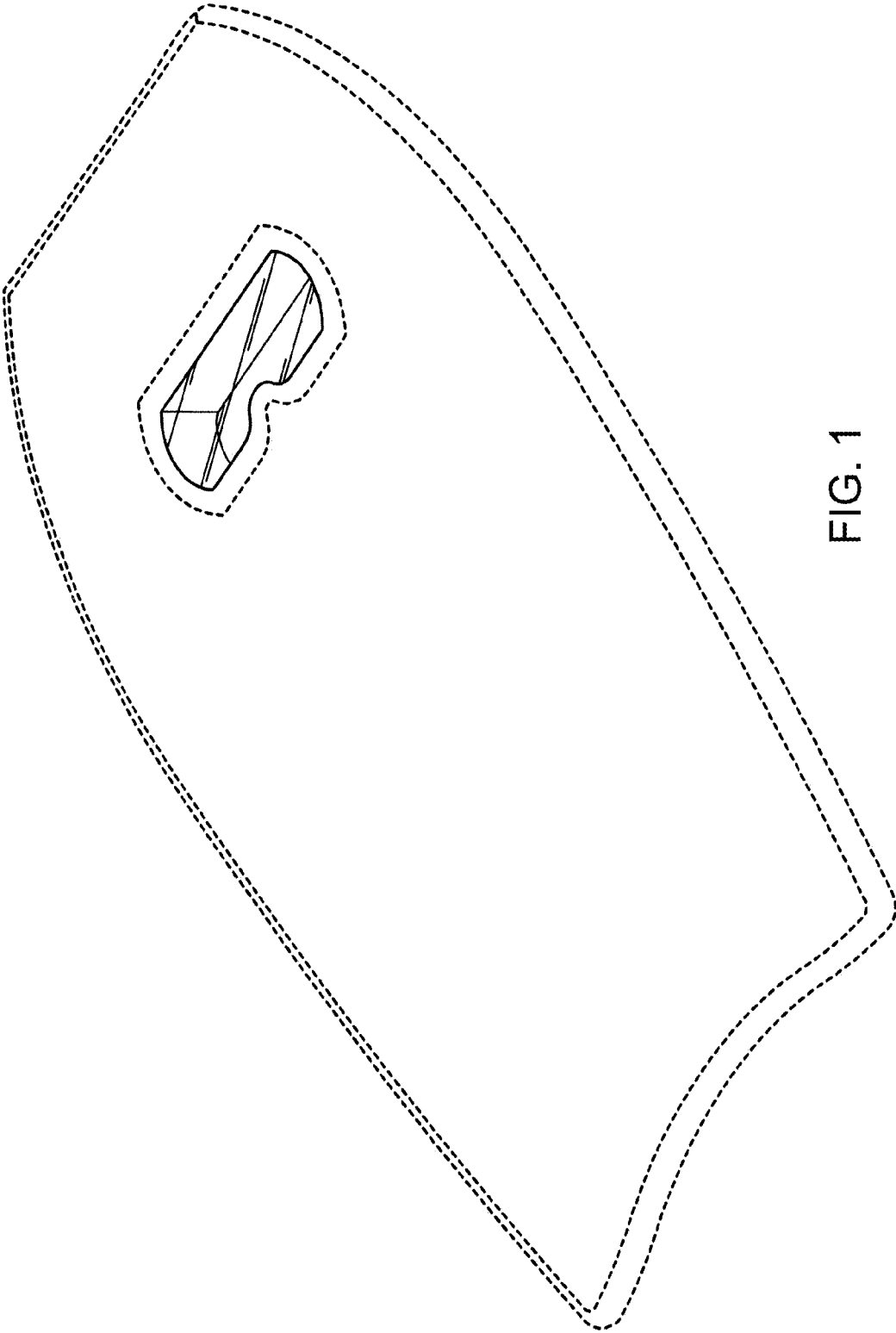


FIG. 1

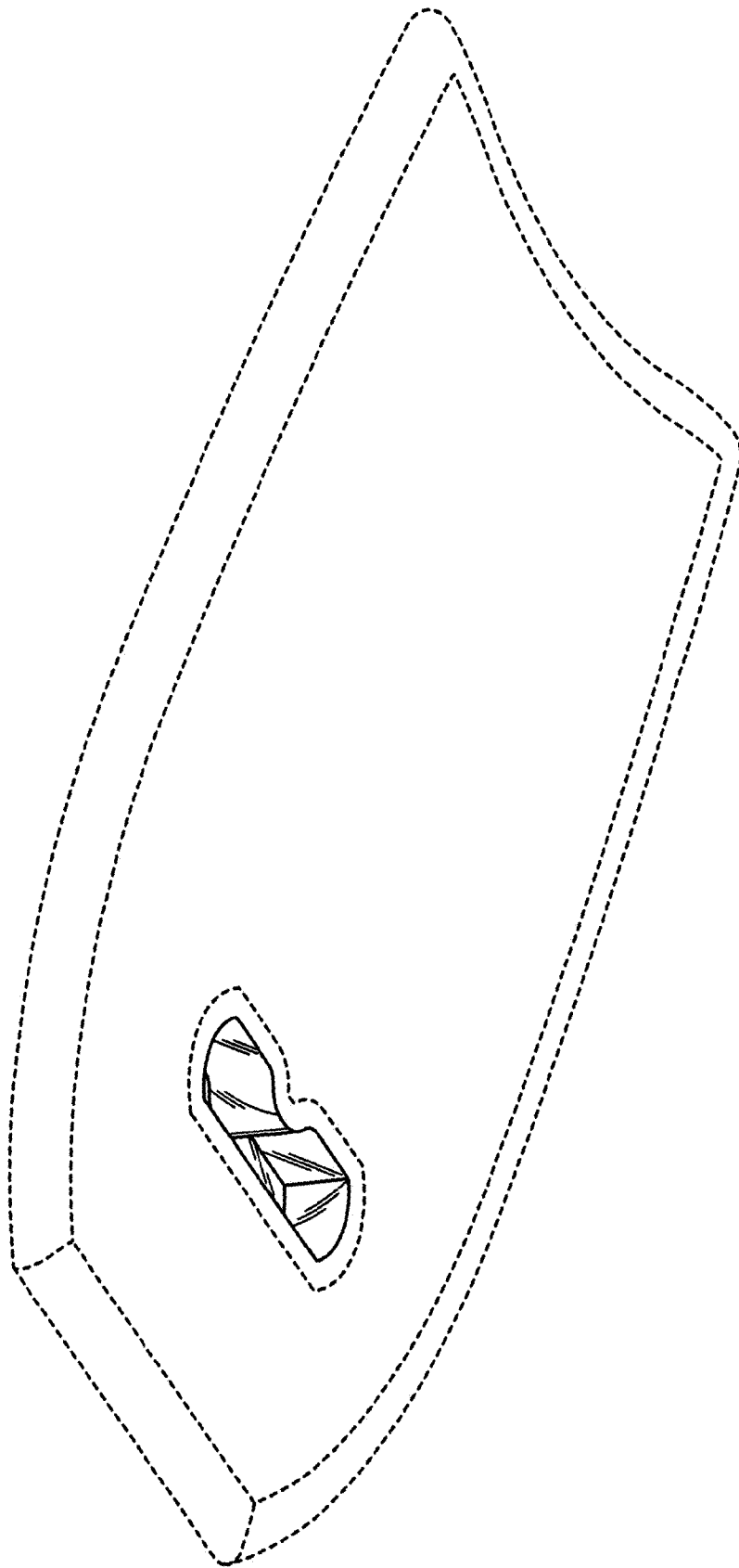


FIG. 2



FIG. 4




FIG. 3




FIG. 5



FIG. 6




FIG. 7

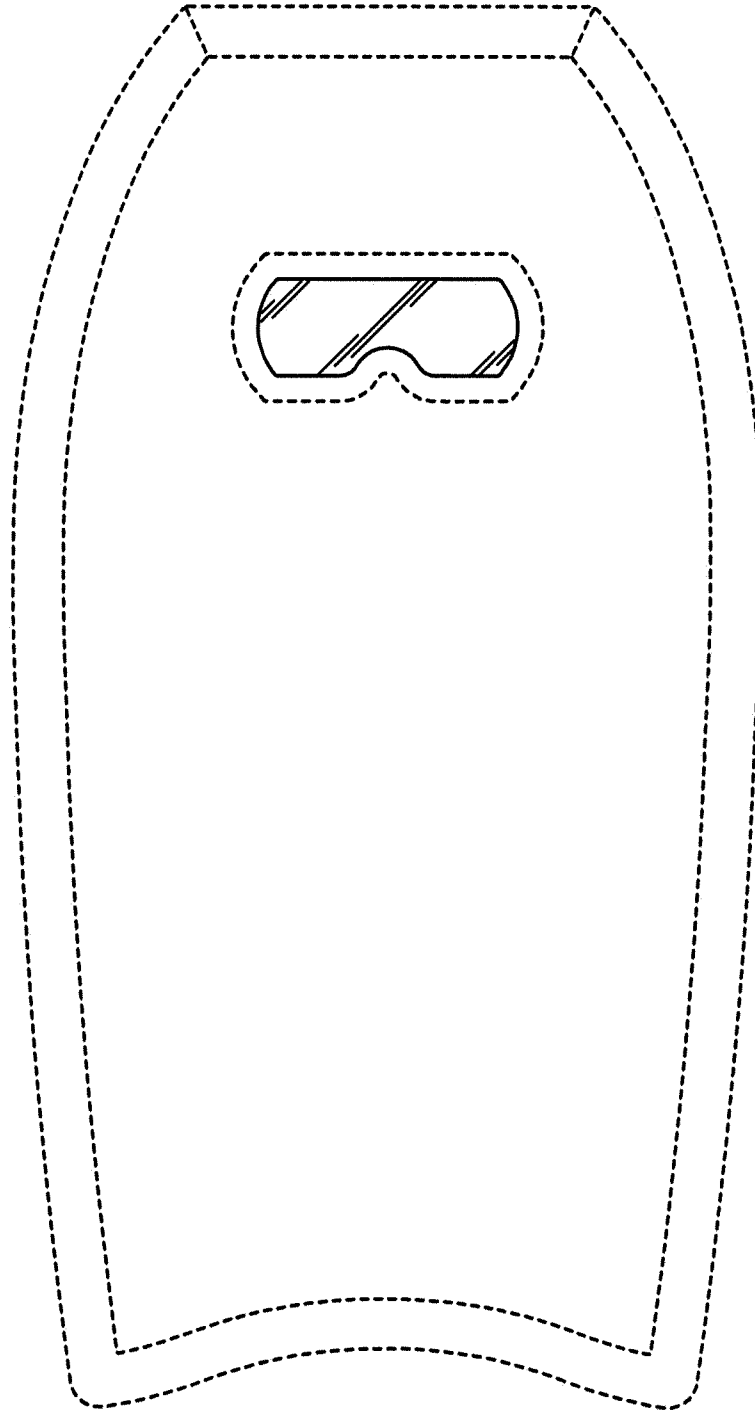


FIG. 8