United States Patent [19]

Collister

[11] **Patent Number: Des. 283,107**

[45] **Date of Patent: ** Mar. 25, 1986**

[54] **REFLECTANCE PHOTOMETER**

[75] Inventor: **Kenneth D. Collister**, Elkhart, Ind.

[73] Assignee: **Miles Laboratories, Inc.**, Elkhart, Ind.

[**] Term: **14 Years**

[21] Appl. No.: **518,655**

[22] Filed: **Jul. 29, 1983**

[52] **U.S. Cl.** **D10/46**; D10/81; D24/17

[58] **Field of Search** D10/46, 81, 88, 91; 356/402, 319, 326, 418; D24/8, 17; D14/40, 42, 45; D18/6-7

[56] **References Cited**

U.S. PATENT DOCUMENTS

D. 245,434	8/1977	Beidler	D24/17
D. 250,810	1/1979	Stern	D10/81 X
D. 256,341	8/1980	Haunold	D10/81
D. 258,273	2/1981	Collister	D10/46
D. 273,986	5/1984	Johnson	D24/8 X
D. 275,841	10/1984	Perry	D10/46
D. 276,315	11/1984	Collister	D10/81 X
3,582,659	6/1971	Dekker	356/319 X
3,702,736	11/1972	Coggeshall	356/319
4,236,075	11/1980	Nexo	356/418 X
4,304,490	12/1981	Murakoshi	356/319

Primary Examiner—Nelson C. Holtje
Attorney, Agent, or Firm—Roger N. Coe

[57] **CLAIM**

The ornamental design for the reflectance photometer substantially as shown and described.

DESCRIPTION

FIG. **1** is a front and top-left perspective view of a reflectance photometer showing my new design;
FIG. **2** is a top plan view thereof;
FIG. **3** is a front elevational view thereof;
FIG. **4** is a rear elevational view thereof;
FIG. **5** is a bottom plan view thereof;
FIG. **6** is a right side elevational view thereof;
FIG. **7** is a left side elevational view thereof.

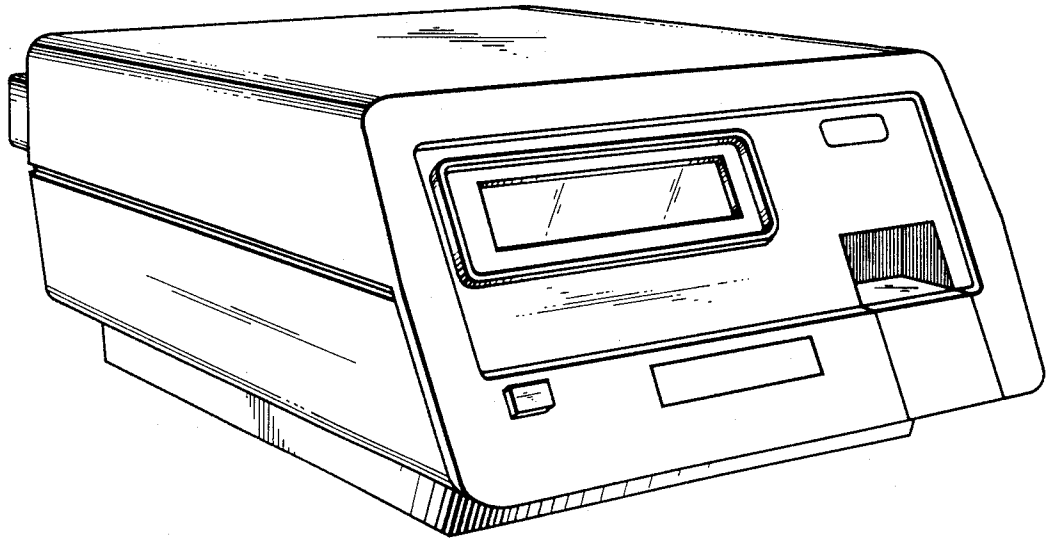

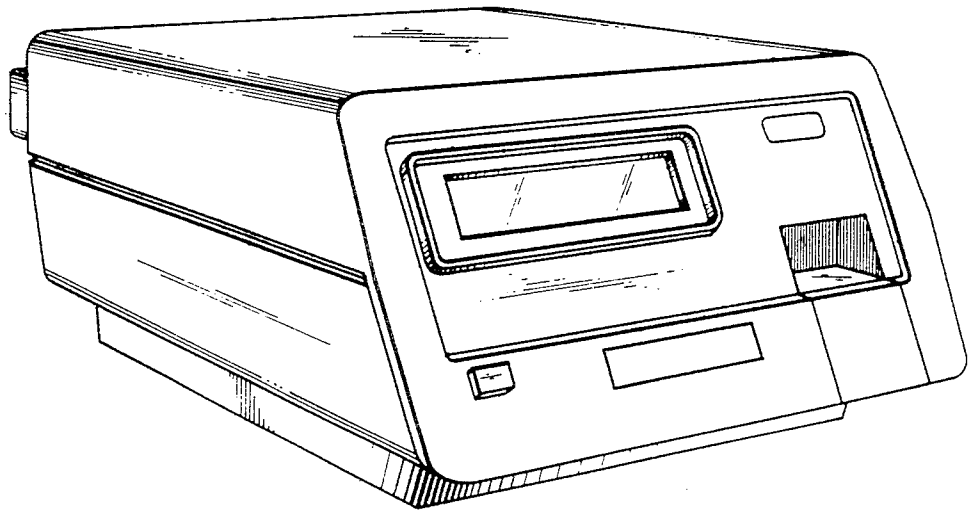

FIG. 1



FIG. 2

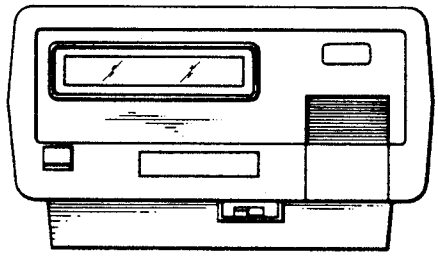

FIG. 3

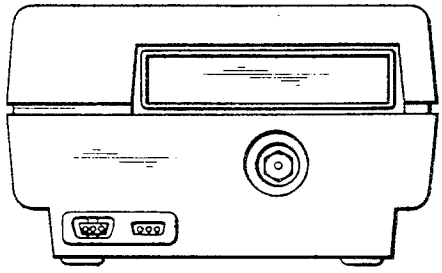

FIG. 4

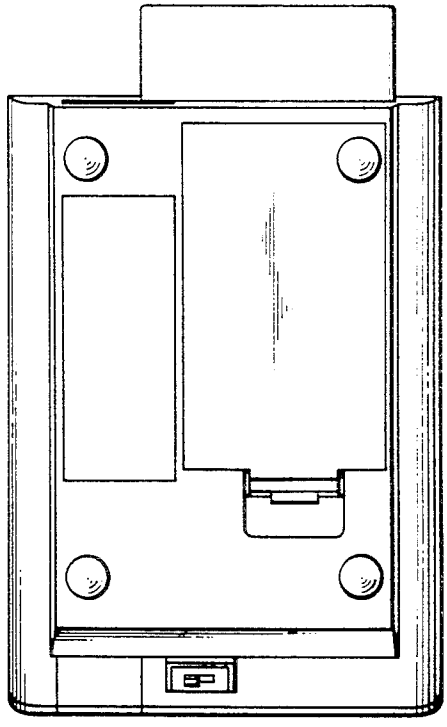

FIG. 5



FIG. 6



FIG. 7