



US00D364016S

United States Patent [19]

Aronson

[11] Patent Number: Des. 364,016

[45] Date of Patent: **Nov. 7, 1995

[54] DUSTER

[76] Inventor: **Ellen V. Aronson**, 4512 67th St. W., Apt. C, Bradenton, Fla. 34210

[**] Term: **14 Years**

[21] Appl. No.: **26,843**

[22] Filed: **Aug. 8, 1994**

[52] U.S. Cl. **D32/52**; D24/119

[58] Field of Search D32/35, 40, 49; 15/208, 209.1, 210, 210.1, 211, 228, 143.1, 159.1, 160; D24/119, 124, 125; 604/1, 2

1,999,642	4/1935	Sheperd	15/236.01
3,066,344	12/1962	García Borrás et al.	15/229.3
3,332,103	7/1967	Case	15/210.1 X
5,214,820	6/1993	Shumway et al.	15/118

Primary Examiner—Susan J. Lucas
Assistant Examiner—Cynthia E. Ramirez
Attorney, Agent, or Firm—James A. Hudak

[57] CLAIM

The ornamental design for a duster, as shown and described.

DESCRIPTION

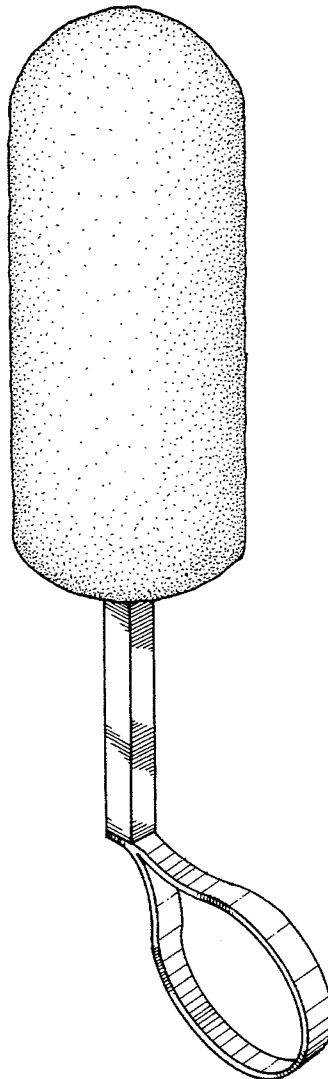
FIG. 1 is a perspective view of the duster showing my new design;
FIG. 2 is a front elevational view thereof, the rear elevational view being a mirror image of the view shown in this Figure;
FIG. 3 is a left side elevational view thereof;
FIG. 4 is a right side elevational view thereof;
FIG. 5 is a top plan view thereof; and,
FIG. 6 is a bottom plan view thereof.

[56] References Cited

U.S. PATENT DOCUMENTS

D. 269,917	7/1983	Spam	D32/51
D. 294,073	2/1988	Lin	D32/51
D. 332,658	1/1993	Thompson	D24/117
333,650	1/1886	Mason	15/229.1
1,470,710	10/1923	Davis	15/210.1 X

1 Claim, 3 Drawing Sheets



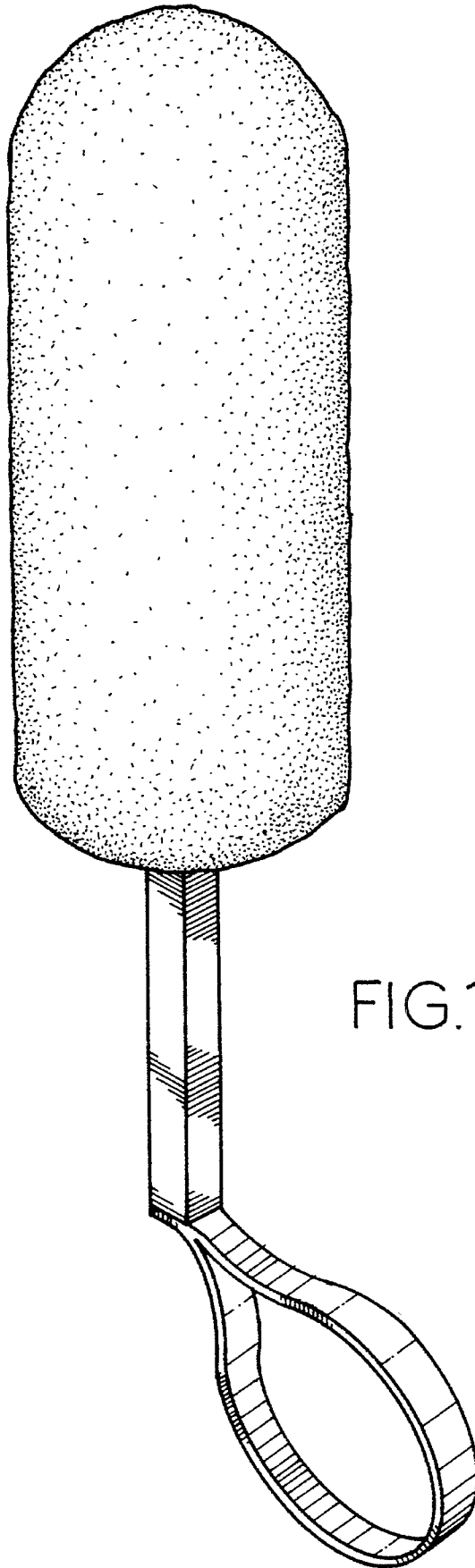


FIG.1.

FIG. 2.

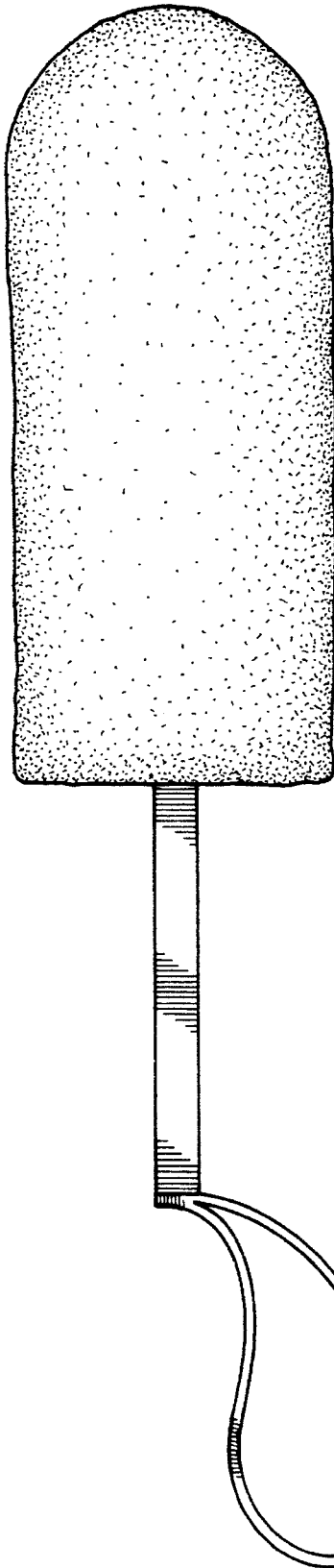


FIG. 3.

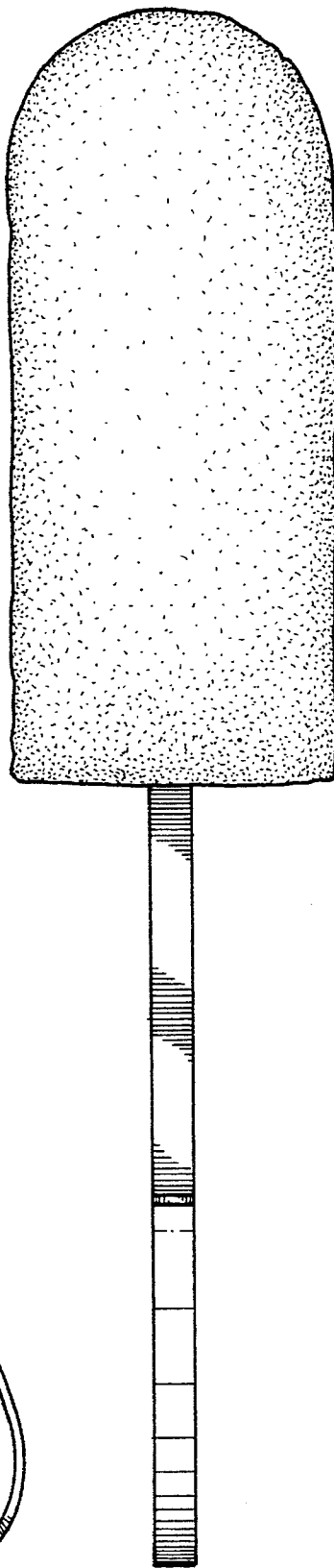


FIG. 4.

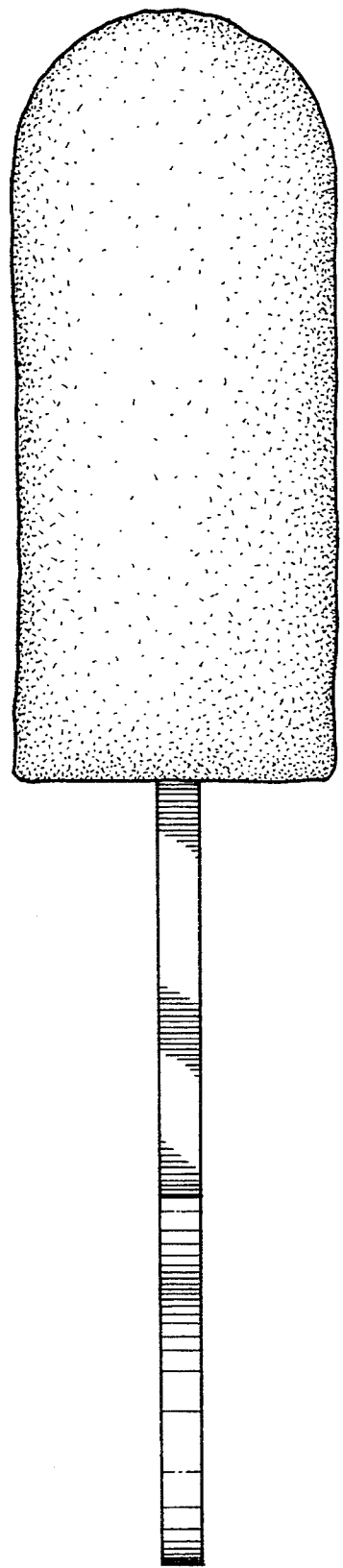


FIG. 5.

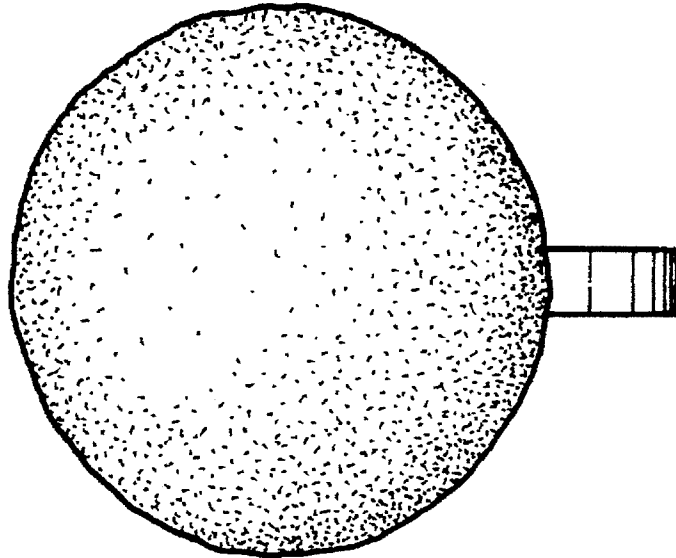


FIG. 6.

