



US00D676120S

(12) **United States Design Patent**  
**Komori et al.**

(10) **Patent No.:** **US D676,120 S**  
(45) **Date of Patent:** **\*\* Feb. 12, 2013**

(54) **PARTICULATE FILTER**

(75) Inventors: **Teruo Komori**, Niihama (JP); **Hajime Yoshino**, Niihama (JP); **Kousuke Uoe**, Niihama (JP)

(73) Assignee: **Sumitomo Chemical Company, Limited**, Tokyo (JP)

(\*\*) Term: **14 Years**

(21) Appl. No.: **29/402,176**

(22) Filed: **Sep. 21, 2011**

(30) **Foreign Application Priority Data**

Mar. 23, 2011 (JP) ..... D2011-006541

(51) **LOC (9) Cl.** ..... **23-04**

(52) **U.S. Cl.** ..... **D23/365**

(58) **Field of Classification Search** ..... D23/365,  
D23/209, 363, 358, 386, 354, 341, 364; 55/385.3,  
55/502, 497, 506, 505, 521, 495, 422, 493,  
55/DIG. 30; 210/435, 130, 136, 248, 339,  
210/448, 452, 497.1; D15/5

See application file for complete search history.

(56) **References Cited**

#### U.S. PATENT DOCUMENTS

D505,194	S	*	5/2005	Komori et al.	.....	D23/365
D519,197	S	*	4/2006	Komori et al.	.....	D23/365
D522,117	S	*	5/2006	Komori et al.	.....	D23/365
D523,543	S	*	6/2006	Komori et al.	.....	D23/365
D523,544	S	*	6/2006	Komori et al.	.....	D23/365
D530,003	S	*	10/2006	Komori et al.	.....	D23/365
D534,264	S	*	12/2006	Komori et al.	.....	D23/365
D538,911	S	*	3/2007	Komori et al.	.....	D23/365
D609,319	S	*	2/2010	Ohno et al.	.....	D23/365
D609,320	S	*	2/2010	Ohno et al.	.....	D23/365
7,691,167	B2	*	4/2010	Tokumaru	.....	55/385.3
7,850,757	B2	*	12/2010	Ogyu et al.	.....	55/DIG. 30
D647,607	S	*	10/2011	Ohno et al.	.....	D23/365

#### OTHER PUBLICATIONS

Japanese Official Gazette for Registration of Design Registration No. 1415053 issued Jun. 6, 2011.

Japanese Official Gazette for Registration of Design Registration No. 1415054 issued Jun. 6, 2011.

Japanese Official Gazette for Registration of Design Registration No. 1415055 issued Jun. 6, 2011.

Office Action issued Oct. 24, 2011, in Japanese Design Patent Application No. D2011-006538, with partial English translation.

Office Action issued Oct. 24, 2011, in Japanese Design Patent Application No. D2011-006541, with partial English translation.

Office Action issued Oct. 24, 2011, in Japanese Design Patent Application No. D2011-006542, with partial English translation.

U.S. Appl. No. 29/392,597, filed May 24, 2011 to Komori et al.

U.S. Appl. No. 29/392,602, filed May 24, 2011 to Komori et al.

U.S. Appl. No. 29/392,969, filed May 27, 2011 to Komori et al.

\* cited by examiner

*Primary Examiner* — David Muller

(74) *Attorney, Agent, or Firm* — Sughrue Mion, PLLC

(57) **CLAIM**

The ornamental design for a particulate filter, as shown and described.

#### DESCRIPTION

FIG. 1 is a front view of the particulate filter that comprises my invention;

FIG. 2 is a rear view thereof;

FIG. 3 is a top plan view thereof;

FIG. 4 is a bottom view thereof;

FIG. 5 is a right side view thereof;

FIG. 6 is a left side view thereof;

FIG. 7 is an enlarged left side view thereof, taken along the lines VII-1-VII-1 and VII-2-VII-2 of FIG. 6;

FIG. 8 is an enlarged right side view thereof, taken along the lines VIII-1-VIII-1 and VIII-2-VIII-2 of FIG. 5;

FIG. 9 is sectional view thereof, taken along the line IX-IX of FIG. 6;

FIG. 10 is an enlarged sectional view thereof, taken along the lines X-1-X-1 and X-2-X-2 of FIG. 9;

FIG. 11 is an enlarged sectional view thereof, taken along the lines XI-1-XI-1 and XI-2-XI-2 of FIG. 9.

FIG. 12 is a sectional view thereof, taken along the line XII-XII of FIG. 1; and,

FIG. 13 is an enlarged sectional view thereof, taken along the lines XIII-1-XIII-1 and XIII-2-XIII-2 of FIG. 12.

The broken lines depict environmental subject matter only and form no part of the claimed design.

The dash dot lines immediately adjacent to the claimed areas in FIGS. 5, 6, 7 and 8 represent the boundaries of the claimed design. The dashed lines in the figures illustrate the portions of the design that form no part of the claimed design. None of the broken lines form any part of the claimed design.

**1 Claim, 13 Drawing Sheets**






FIGURE 1



**FIGURE 2**



**FIGURE 3**



**FIGURE 4**




FIGURE 5

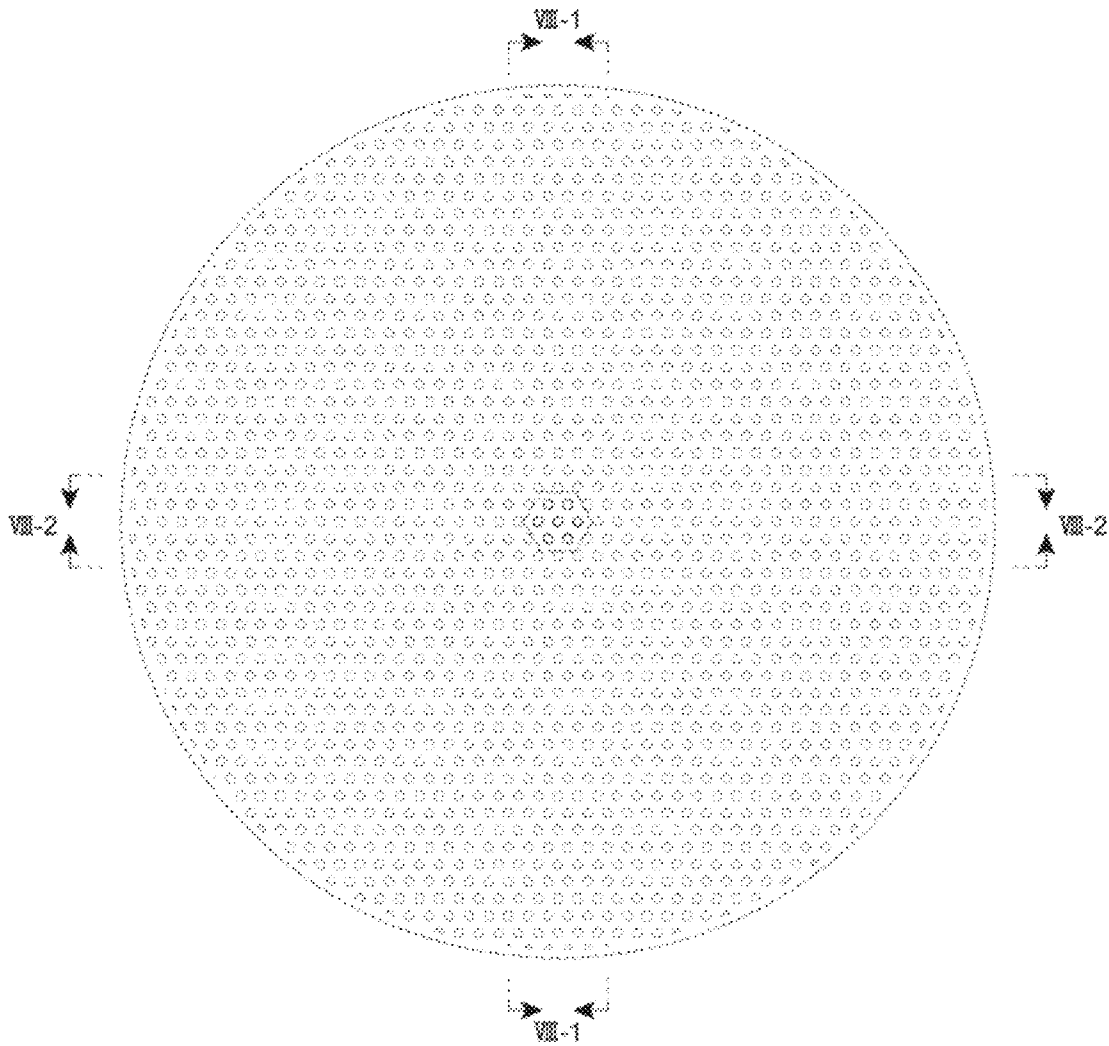


FIGURE 6

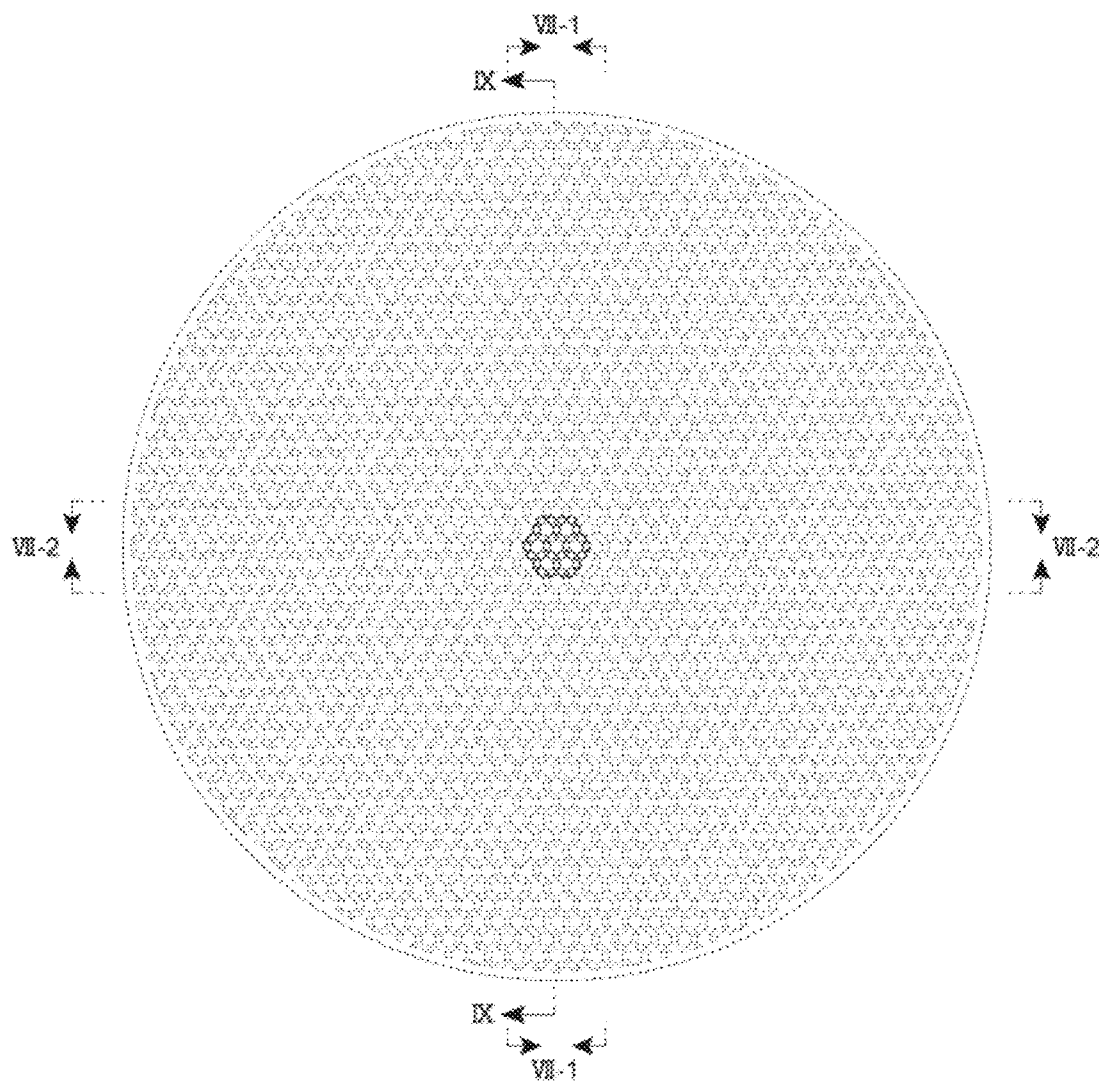


FIGURE 7






FIGURE 8

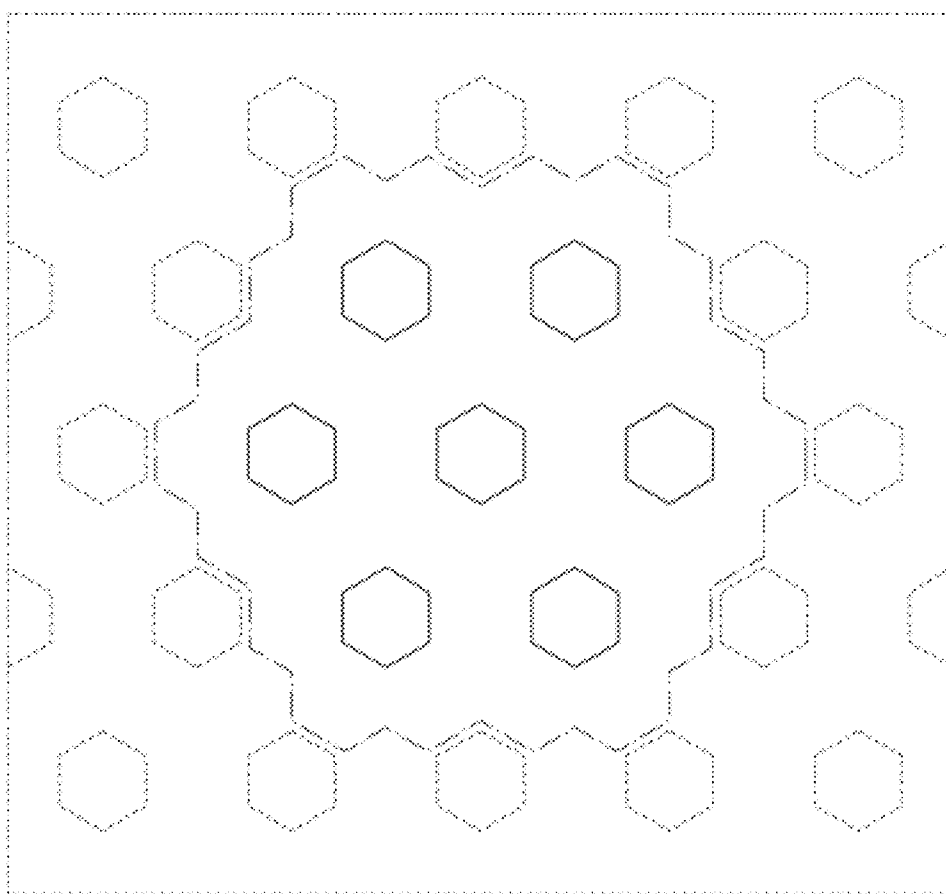


FIGURE 9




FIGURE 10

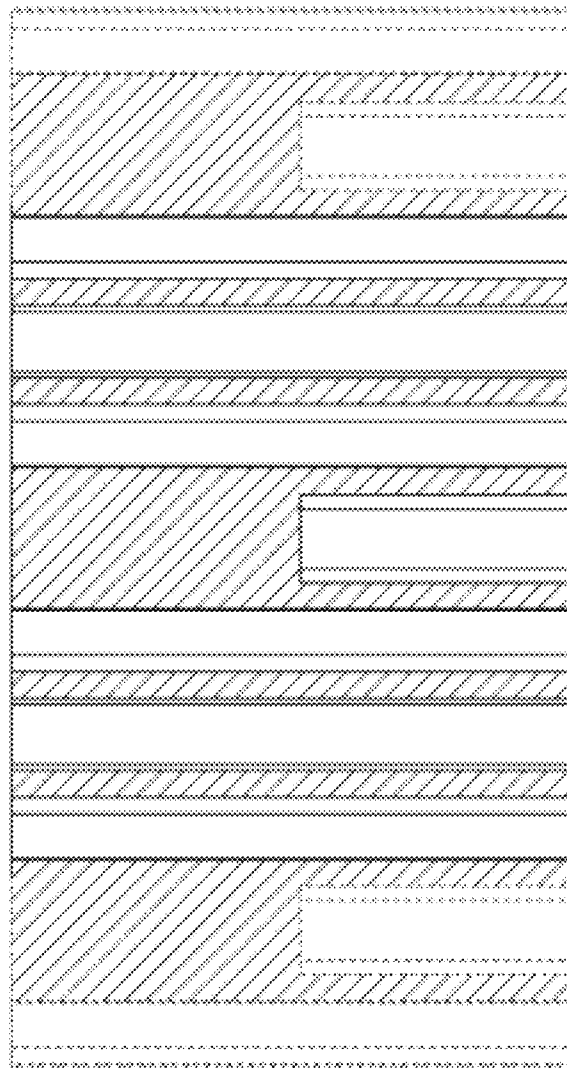


FIGURE 11

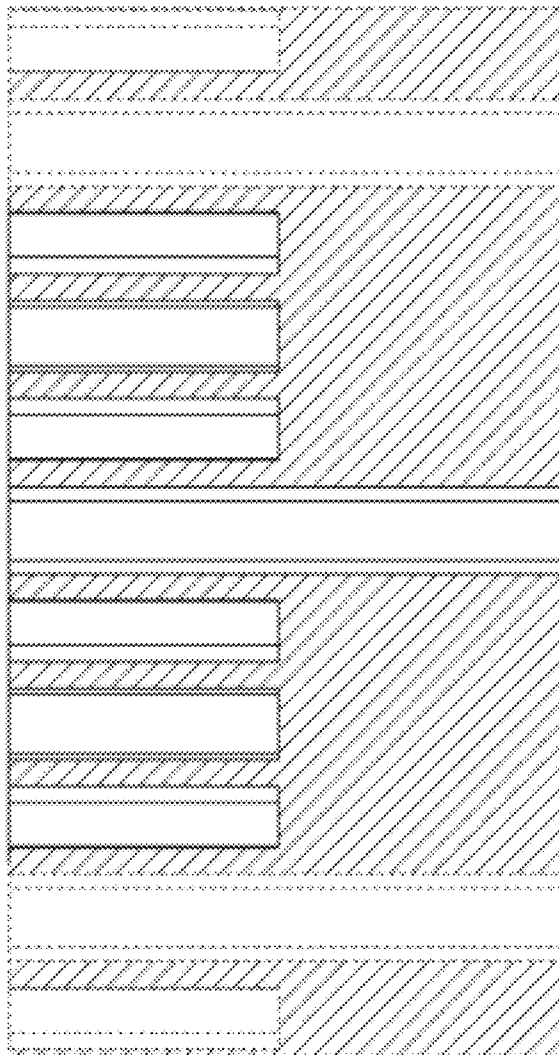


FIGURE 12




FIGURE 13

