



US00D752140S

(12) **United States Design Patent**
Tanaka et al.

(10) **Patent No.:** **US D752,140 S**

(45) **Date of Patent:** **** Mar. 22, 2016**

(54) **PRINTER**

(71) Applicant: **BROTHER INDUSTRIES, LTD.**,
Nagoya-shi, Aichi-ken (JP)

(72) Inventors: **Hiromitsu Tanaka**, Nagoya (JP);
Nobuyuki Iwai, Chita-gun (JP);
Tomoyuki Nanno, Nagoya (JP)

(73) Assignee: **BROTHER INDUSTRIES, LTD.**,
Nagoya (JP)

(**) Term: **14 Years**

(21) Appl. No.: **29/493,594**

(22) Filed: **Jun. 11, 2014**

(30) **Foreign Application Priority Data**

Dec. 16, 2013 (JP) 2013-029462

Dec. 16, 2013 (JP) 2013-029463

(51) **LOC (10) Cl.** **14-02**

(52) **U.S. Cl.**
USPC **D18/50; D18/19**

(58) **Field of Classification Search**
USPC D18/14, 19, 50, 53, 54, 54.1, 55;
D14/420-425, 462-470; 400/613,
400/613.1-613.4, 690.1-690.4, 691-694
CPC B41J 1/46; B41J 3/36; B41J 9/26;
B41J 15/00; B41J 29/02; B41J 29/13; B41J
35/36; B41J 11/00; B41J 11/20; B41J 29/00;
B65H 35/06; G03G 15/00; G03G 21/00;
G03G 21/16; G06F 3/12; G06K 15/14

See application file for complete search history.

(56) **References Cited**

U.S. PATENT DOCUMENTS

D386,515 S * 11/1997 Somerville et al. D18/54.1
D422,631 S * 4/2000 Toriyama et al. D18/50
6,609,844 B1 * 8/2003 Petteruti et al. 400/613
D492,959 S * 7/2004 Nakanishi D18/50
D522,571 S * 6/2006 Senda et al. D18/54
7,695,206 B2 * 4/2010 Kawakami et al. 400/693
D685,415 S * 7/2013 Kinoshita et al. D18/54
D730,978 S * 6/2015 Kinoshita et al. D18/50

* cited by examiner

Primary Examiner — Cathy Anne MacCormac

(74) *Attorney, Agent, or Firm* — Oliff PLC

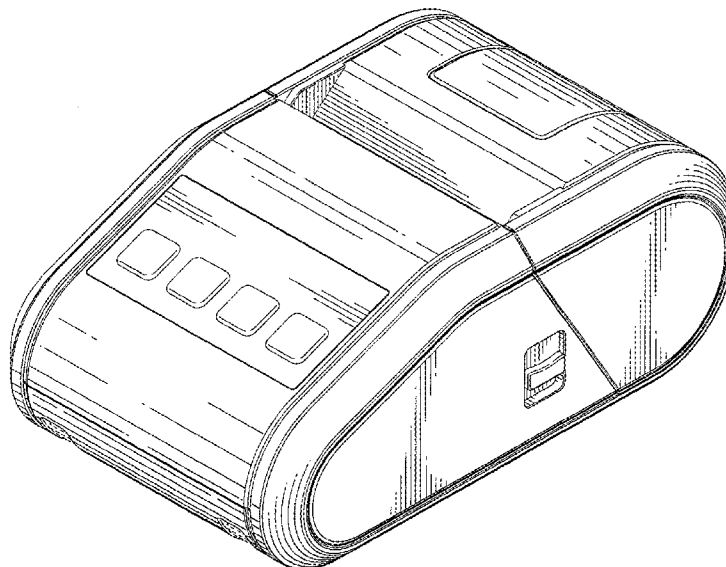
(57) **CLAIM**

The ornamental design for a printer, as shown and described.

DESCRIPTION

FIG. 1 is a perspective view of a printer;
FIG. 2 is a front view thereof;
FIG. 3 is a top view thereof;
FIG. 4 is a right-side view thereof;
FIG. 5 is a left-side view thereof;
FIG. 6 is a rear view thereof; and,
FIG. 7 is a bottom view thereof.
The broken lines depict environmental subject matter only
and form no part of the claimed design.

1 Claim, 6 Drawing Sheets



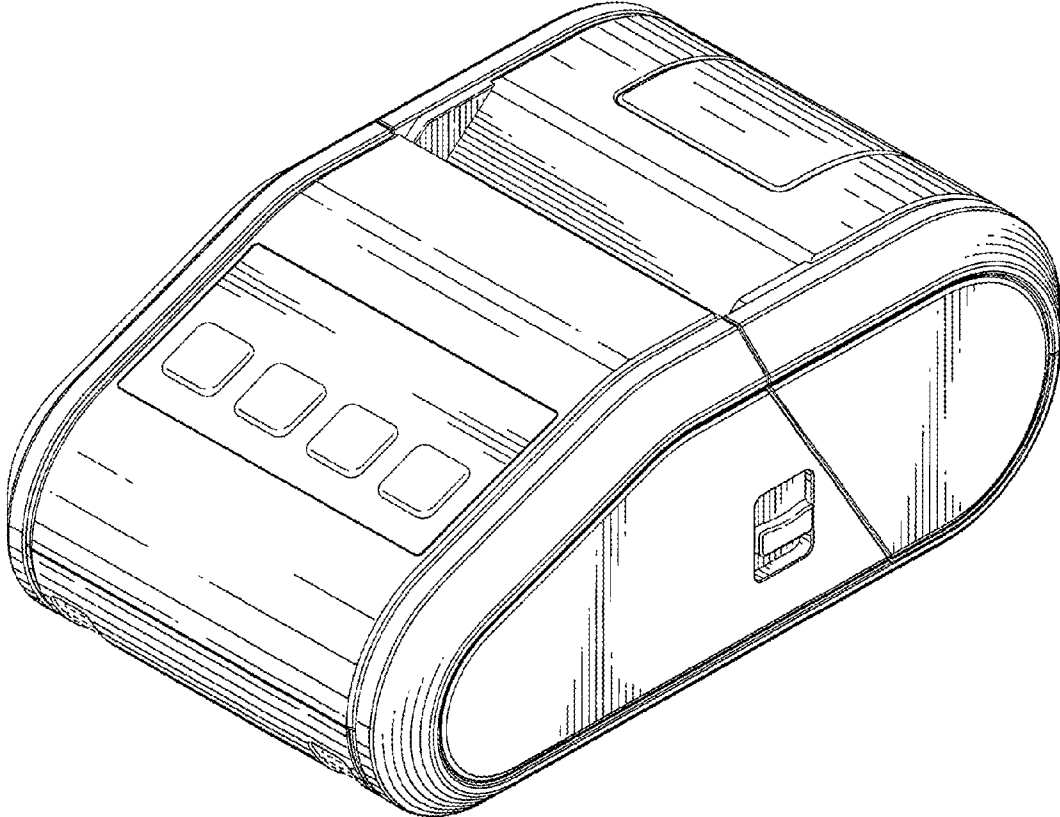


FIG. 1

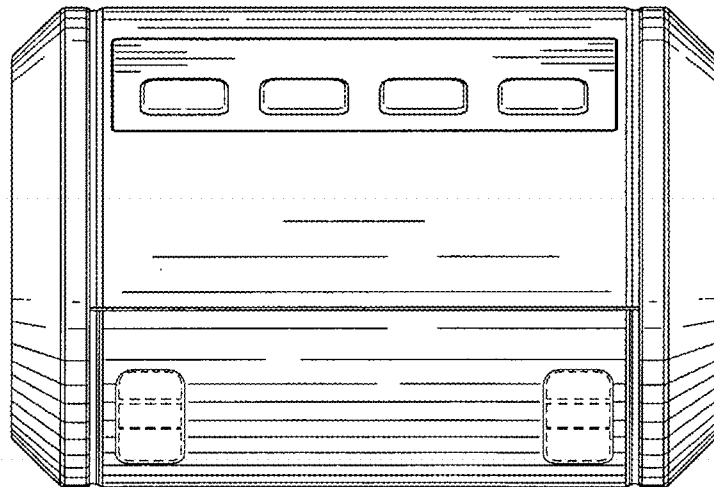


FIG. 2

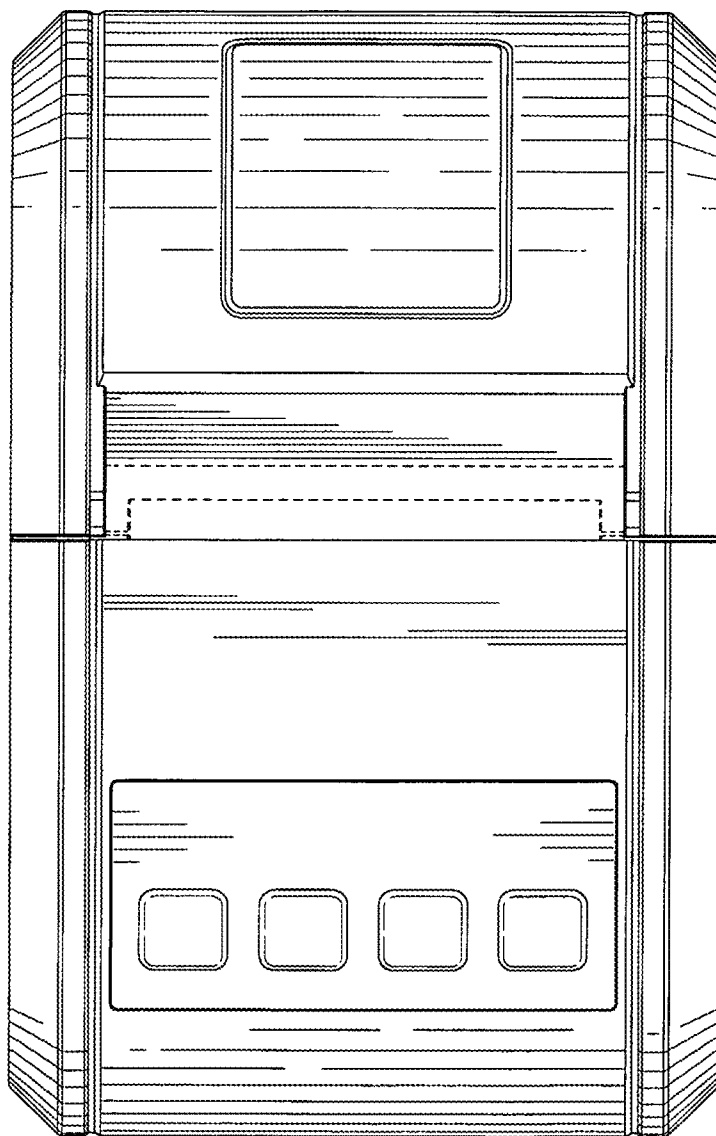


FIG. 3

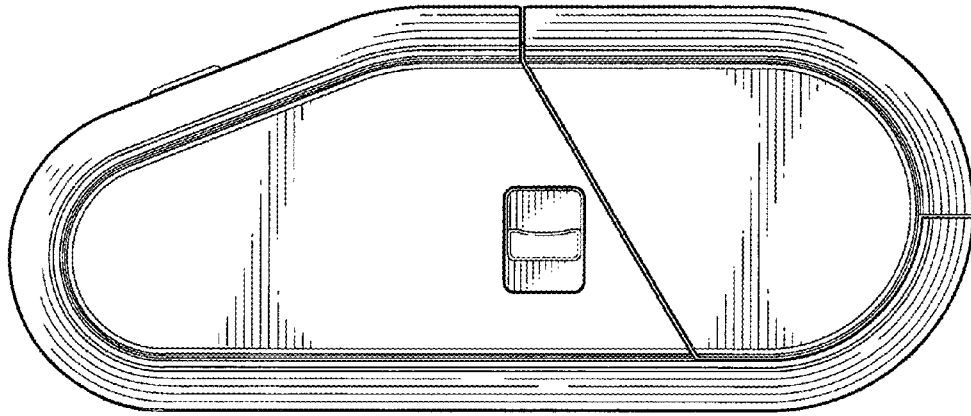


FIG. 4

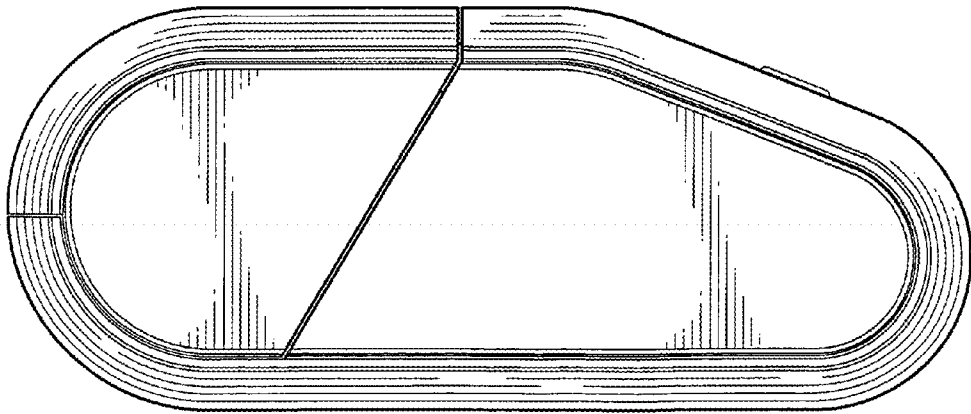


FIG. 5

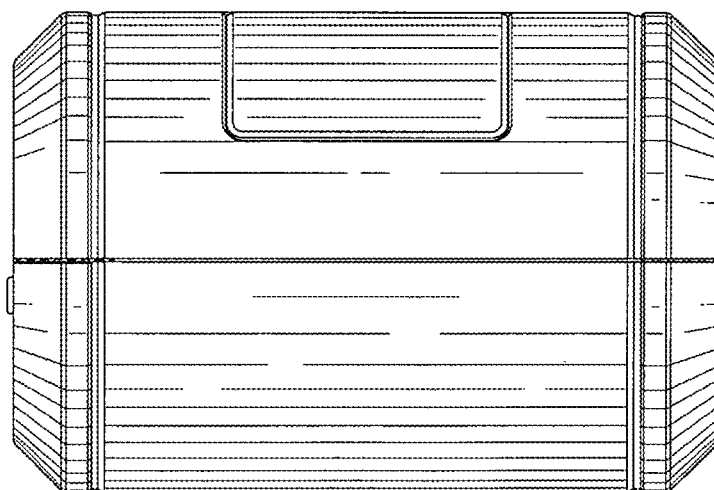


FIG. 6




FIG. 7