



US00D722154S

(12) **United States Design Patent**
Müller

(10) **Patent No.:** **US D722,154 S**

(45) **Date of Patent:** **** Feb. 3, 2015**

(54) **FRAGRANCE DISPENSER**

(71) Applicant: **Tomil s.r.o.,** Vysoké Mýto (CZ)

(72) Inventor: **Tomáš Müller,** Hradec Králové (CZ)

(73) Assignee: **Tomil S.R.O.,** Vysoke Myto (CZ)

(**) Term: **14 Years**

(21) Appl. No.: **29/439,050**

(22) Filed: **Dec. 6, 2012**

(30) **Foreign Application Priority Data**

Jun. 8, 2012 (EM) 002054668-002

(51) **LOC (10) CI.** **28-99**

(52) **U.S. CI.**

USPC **D23/368**

(58) **Field of Classification Search**

CPC A61L 9/00; A61L 9/02; A61L 9/03;
A61L 9/032; A61L 9/035; A61L 9/037;
A61L 9/04; A61L 9/12; A61L 9/22

USPC D23/355-369; D28/5, 6; 261/DIG. 17,
261/DIG. 42, DIG. 65, DIG. 88, DIG. 89;
392/386, 390, 394, 395; 239/34, 44,
239/53, 55, 56, 326; D26/14, 17, 98, 9, 22,
D26/24; D11/131.1; D7/509, 522, 524, 537

See application file for complete search history.

(56) **References Cited**

U.S. PATENT DOCUMENTS

D262,136 S * 12/1981 Patrigot D23/369
D366,108 S * 1/1996 Traylor et al. D23/368
D393,901 S * 4/1998 Kuhn D23/368
D422,350 S * 4/2000 Wu D23/367

D483,461 S * 12/2003 Millan D23/366
D488,856 S * 4/2004 Millan D23/366
D522,119 S * 5/2006 Baraky et al. D23/366
D530,806 S * 10/2006 Holquin-Remolina D23/364
D534,093 S * 12/2006 Anastasiadis D11/81
D553,230 S * 10/2007 Caserta et al. D23/360
D577,803 S * 9/2008 Garcia Fabrega et al. ... D23/366
D577,804 S * 9/2008 Fabrega et al. D23/366

(Continued)

OTHER PUBLICATIONS

Certificate to Registration dated Dec. 15, 2009 from Office for Harmonization in the Internal Market (OHIM) for application No. 001647579-0001.

(Continued)

Primary Examiner — Sandra Snapp

(74) *Attorney, Agent, or Firm* — Ohlandt, Greeley, Ruggiero & Perle, LLP

(57) **CLAIM**

The ornamental design for the fragrance dispenser, as shown and described.

DESCRIPTION

FIG. 1 is a front, top perspective view of a fragrance dispenser according to an exemplary embodiment of the present disclosure;

FIG. 2 is a front, bottom perspective view of the fragrance dispenser of FIG. 1;

FIG. 3 is a front view of the fragrance dispenser of FIG. 1;

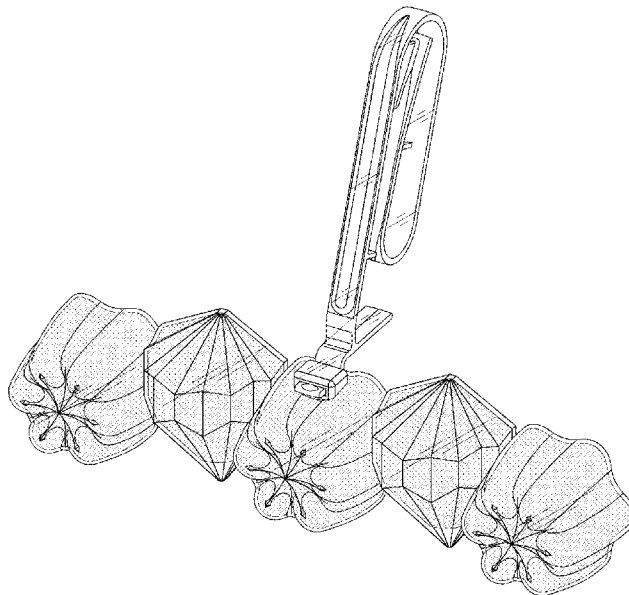
FIG. 4 is a back view of the fragrance dispenser of FIG. 1;

FIG. 5 is a side view of the fragrance dispenser of FIG. 1, the opposite side being identical thereto;

FIG. 6 is a top view of the fragrance dispenser of FIG. 1; and,

FIG. 7 is a bottom view of the fragrance dispenser of FIG. 1.

1 Claim, 7 Drawing Sheets



(56)

References Cited

U.S. PATENT DOCUMENTS

D578,199	S	*	10/2008	Fabrega et al.	D23/366
D582,026	S	*	12/2008	Weggelaar	D23/366
D594,953	S	*	6/2009	King et al.	D23/366
D597,648	S	*	8/2009	Heflin, III	D23/367
D604,826	S	*	11/2009	Lesniak et al.	D23/367
D614,279	S	*	4/2010	Lesniak et al.	D23/367
D646,769	S	*	10/2011	Angel et al.	D23/366

OTHER PUBLICATIONS

Certificate to Registration dated Dec. 15, 2009 from Office for Harmonization in the Internal Market (OHIM) for application No. 001647579-0002.

Certificate to Registration dated Dec. 15, 2009 from Office for Harmonization in the Internal Market (OHIM) for application No. 001647579-0003.

Certificate to Registration dated Dec. 15, 2009 from Office for Harmonization in the Internal Market (OHIM) for application No. 001647579-0004.

Certificate to Registration dated Dec. 15, 2009 from Office for Harmonization in the Internal Market (OHIM) for application No. 001647579-0005.

International Design (DM/73018) 1-5, Flushing Systems for Water Closets dated Feb. 1, 2010.

* cited by examiner

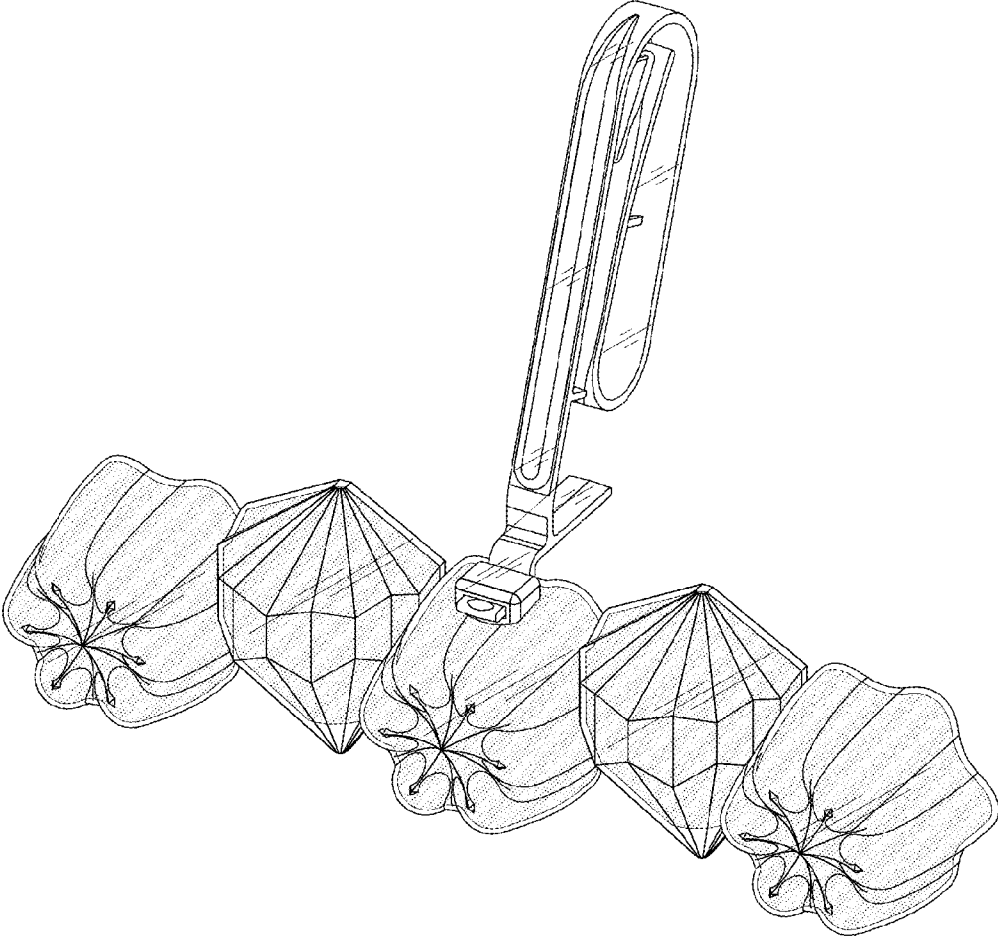


FIG. 1

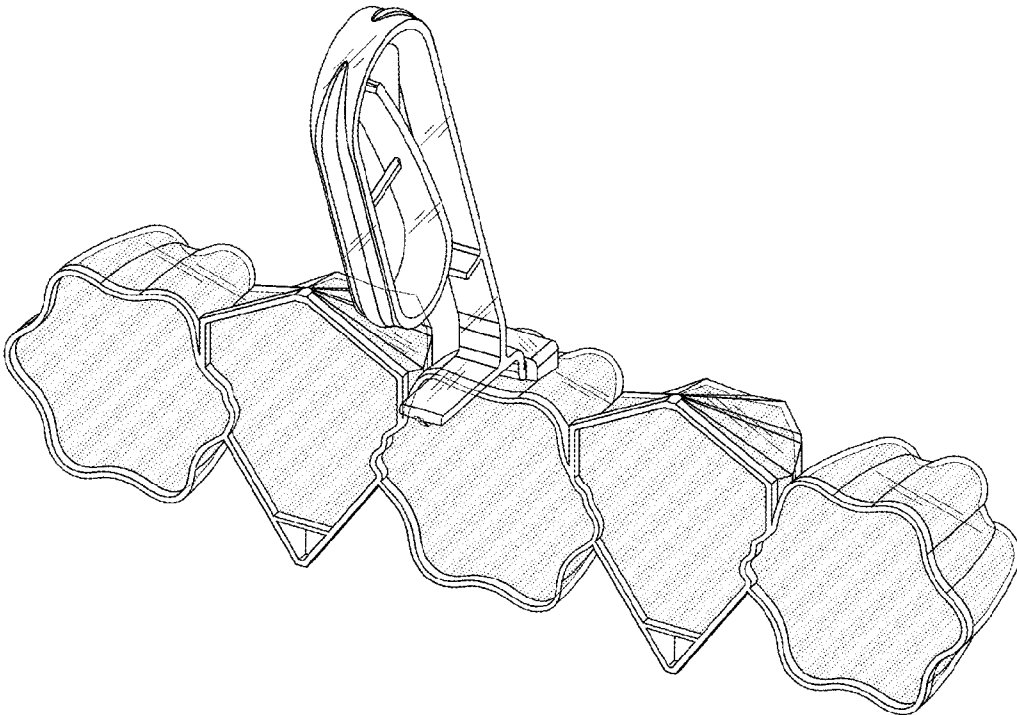


FIG. 2




FIG. 3

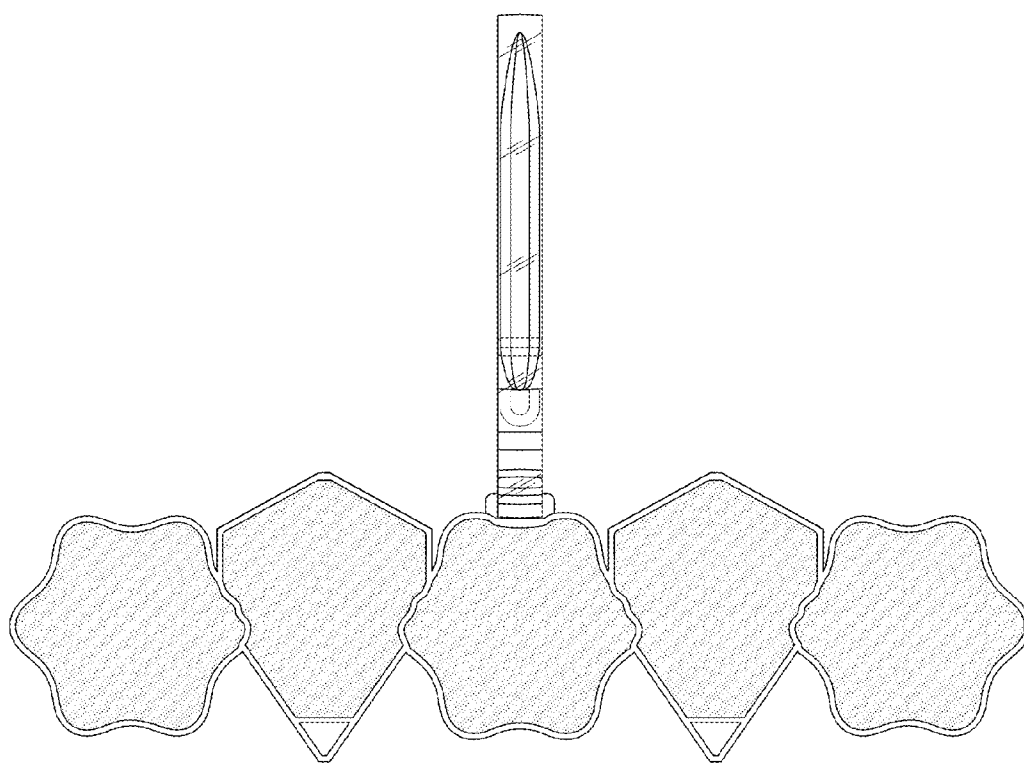


FIG. 4

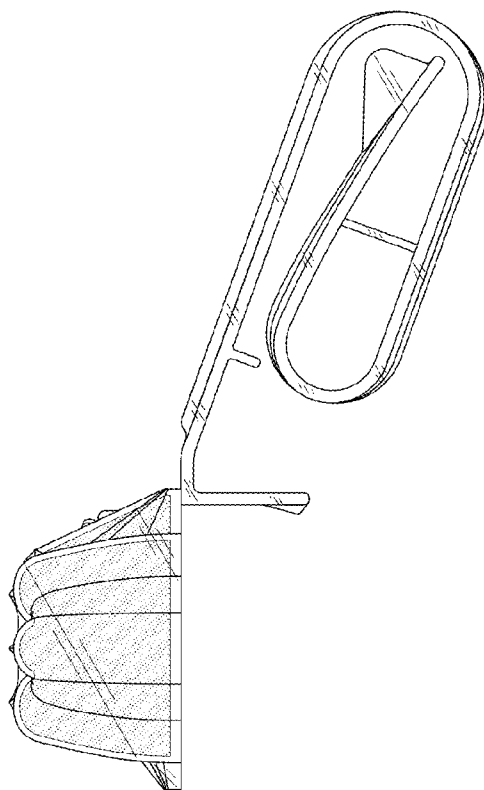


FIG. 5

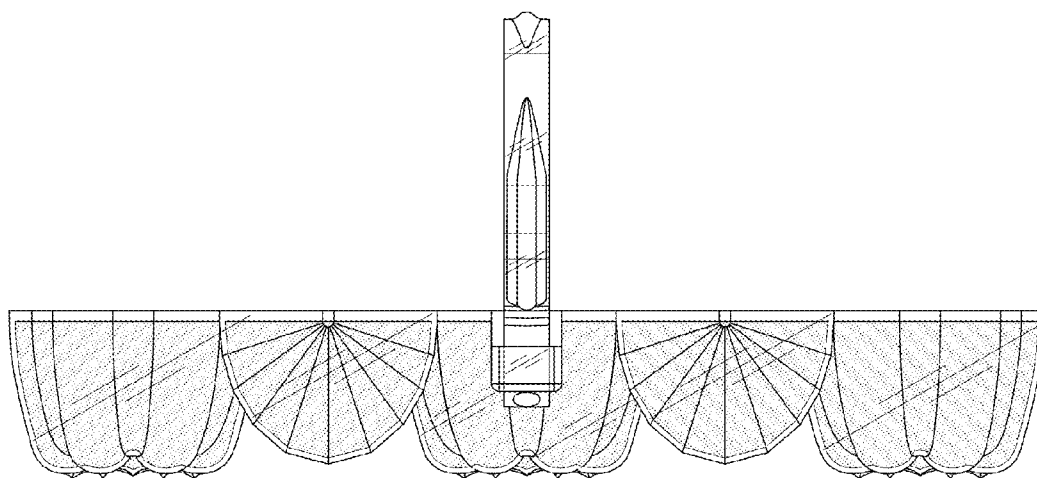


FIG. 6

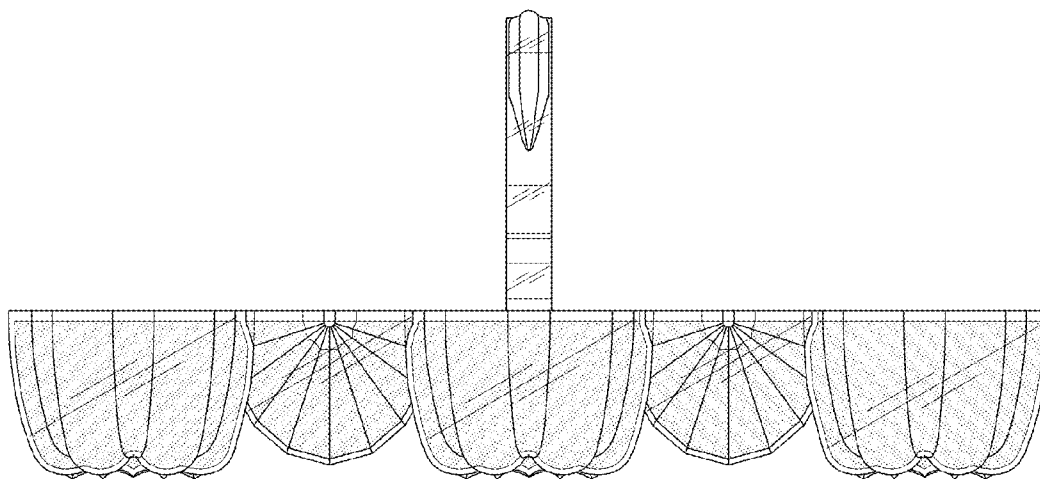


FIG. 7