



US00D747437S

(12) **United States Design Patent**  
**Thomason**

(10) **Patent No.:** **US D747,437 S**  
(45) **Date of Patent:** **\*\* Jan. 12, 2016**

- (54) **WELL COVER**
- (71) Applicant: **Nature Blinds, LLC**, Kerrville, TX (US)
- (72) Inventor: **Timothy L. Thomason**, Kerrville, TX (US)
- (73) Assignee: **Nature Blinds, LLC**, Kerrville, TX (US)
- (\*\*) Term: **14 Years**
- (21) Appl. No.: **29/517,788**
- (22) Filed: **Feb. 17, 2015**
- (51) **LOC (10) Cl.** ..... **23-01**
- (52) **U.S. Cl.**  
USPC ..... **D23/200; D23/206**
- (58) **Field of Classification Search**  
USPC ..... D23/200, 207, 206; D5/20, 43, 64;  
D6/610; 156/61; 428/17, 18, 19  
CPC ..... A41G 1/007; A41G 1/00  
See application file for complete search history.

4,076,490 A	2/1978	Hilker	
5,655,513 A	8/1997	Whitfield	
5,679,189 A *	10/1997	Jarboe	B29C 33/3857 156/61
5,867,938 A	2/1999	DiLernia	
6,033,608 A *	3/2000	Reynolds	B29C 44/14 264/257
6,186,200 B1 *	2/2001	Figovsky	B27M 3/04 100/38
D471,335 S *	3/2003	Long	D34/4
7,648,747 B2 *	1/2010	Straka	B28B 23/0075 156/61
D635,318 S *	3/2011	Zwade	D34/4
D635,734 S *	4/2011	Rendall	D34/39
D651,861 S	1/2012	Thomason	

**OTHER PUBLICATIONS**

<http://www.wisproducts.com/>; Aug. 5, 2014.

\* cited by examiner

*Primary Examiner* — Robin V Webster  
(74) *Attorney, Agent, or Firm* — Michael D. Paul; Gunn, Lee & Cave, P.C.

(56) **References Cited**  
**U.S. PATENT DOCUMENTS**

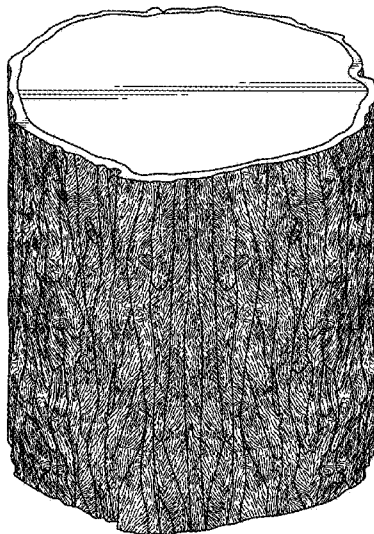
767,175 A	8/1904	Sibole	
1,239,346 A	9/1917	Brown	
D60,245 S	1/1922	Humphrey	
1,405,568 A	2/1922	Conklin	
D71,098 S	9/1926	Banner et al.	
2,166,002 A *	7/1939	Fritsch	B44F 9/02 156/223
2,303,569 A *	12/1942	Menard	B44F 9/02 156/265
D166,418 S	11/1951	Dandkuhle	
3,113,611 A *	12/1963	Dupler	F23D 91/02 239/211
D197,290 S	1/1964	Monkarsh	
3,370,379 A	2/1968	Gleason	
3,377,229 A	4/1968	Bryan	
D230,295 S	2/1974	Rosenwach	

(57) **CLAIM**  
The ornamental design for a well cover, as shown and described.

**DESCRIPTION**

FIG. 1 is a perspective view of a well cover showing my new design;  
FIG. 2 is a front view thereof;  
FIG. 3 is a rear view thereof;  
FIG. 4 is left side view thereof;  
FIG. 5 is a right side view thereof; and,  
FIG. 6 is a top view thereof.  
The features and broken lines are included for the purpose of showing portions that form no part of the claimed design.

**1 Claim, 4 Drawing Sheets**






FIG. 1

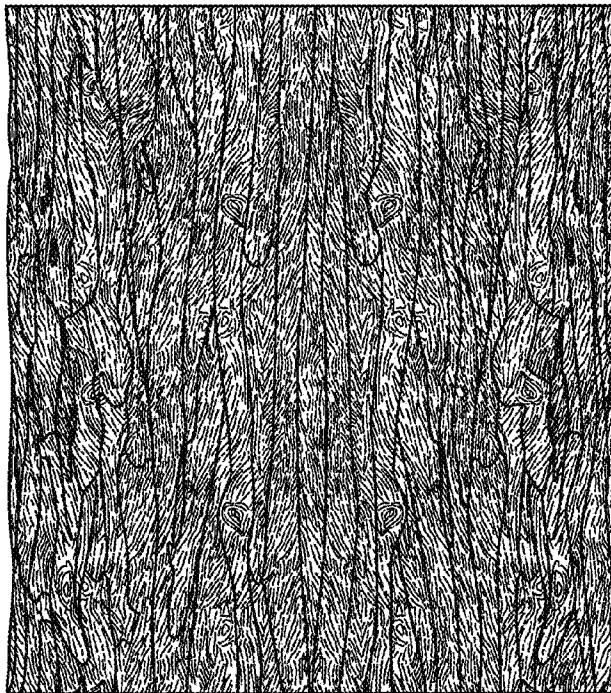


FIG. 2

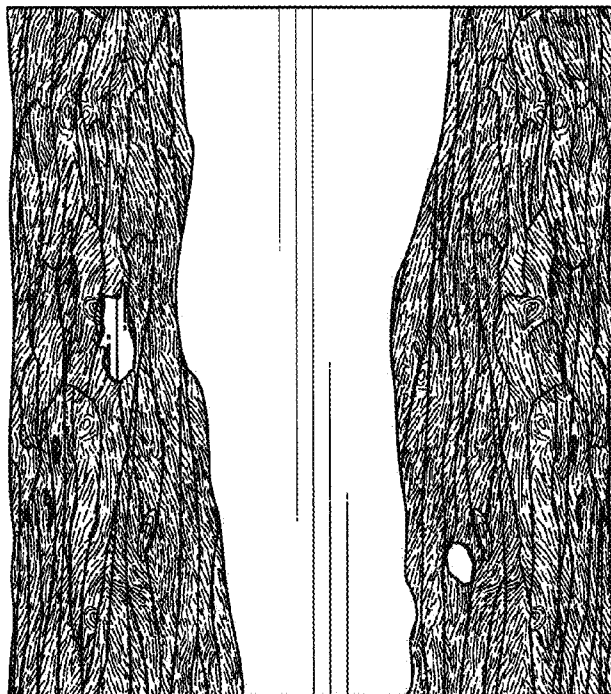


FIG. 3

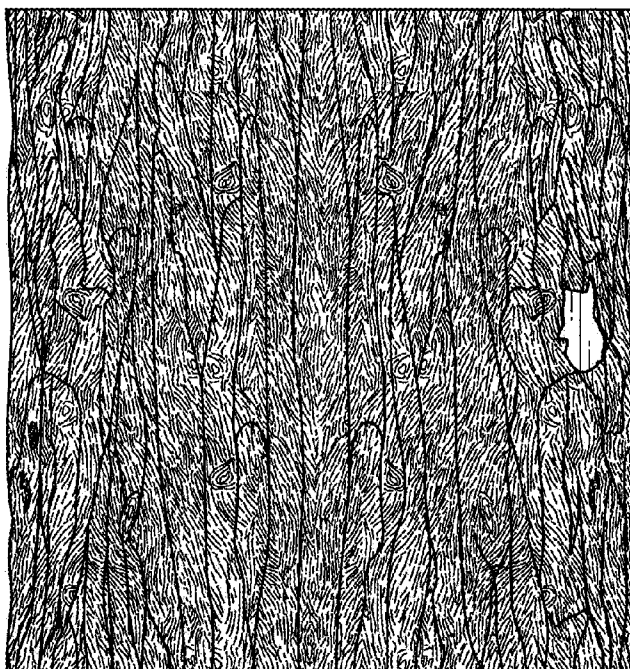


FIG. 4




FIG. 5

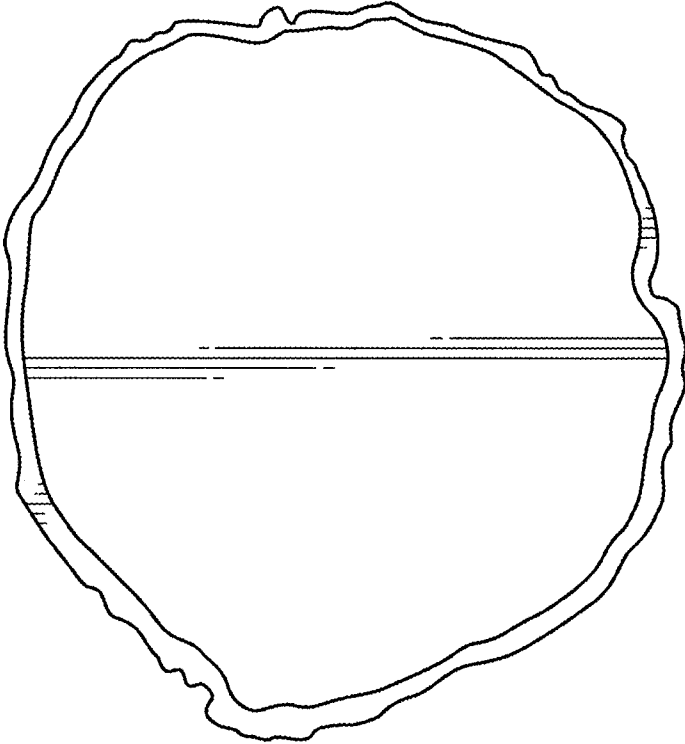


FIG. 6