



**FOR THE PURPOSES OF INFORMATION ONLY**

Codes used to identify States party to the PCT on the front pages of pamphlets publishing international applications under the PCT.

AL	Albania	ES	Spain	LS	Lesotho	SI	Slovenia
AM	Armenia	FI	Finland	LT	Lithuania	SK	Slovakia
AT	Austria	FR	France	LU	Luxembourg	SN	Senegal
AU	Australia	GA	Gabon	LV	Larvia	SZ	Swaziland
AZ	Azerbaijan	GB	United Kingdom	MC	Monaco	TD	Chad
BA	Bosnia and Herzegovina	GE	Georgia	MD	Republic of Moldova	TG	Togo
BB	Barbados	GH	Ghana	MG	Madagascar	TJ	Tajikistan
BE	Belgium	GN	Guinea	MK	The former Yugoslav Republic of Macedonia	TM	Turkmenistan
BF	Burkina Faso	GR	Greece			TR	Turkey
BG	Bulgaria	HU	Hungary	ML	Mali	TT	Trinidad and Tobago
BJ	Benin	IE	Ireland	MN	Mongolia	UA	Ukraine
BR	Brazil	IL	Israel	MR	Mauritania	UG	Uganda
BY	Belarus	IS	Iceland	MW	Malawi	US	United States of America
CA	Canada	IT	Italy	MX	Mexico	UZ	Uzbekistan
CF	Central African Republic	JP	Japan	NE	Niger	VN	Viet Nam
CG	Congo	KE	Kenya	NL	Netherlands	YU	Yugoslavia
CH	Switzerland	KG	Kyrgyzstan	NO	Norway	ZW	Zimbabwe
CI	Côte d'Ivoire	KP	Democratic People's Republic of Korea	NZ	New Zealand		
CM	Cameroon			PL	Poland		
CN	China	KR	Republic of Korea	PT	Portugal		
CU	Cuba	KZ	Kazakstan	RO	Romania		
CZ	Czech Republic	LC	Saint Lucia	RU	Russian Federation		
DE	Germany	LI	Liechtenstein	SD	Sudan		
DK	Denmark	LK	Sri Lanka	SE	Sweden		
EE	Estonia	LR	Liberia	SG	Singapore		

TELEVISION SCHEDULE SYSTEM AND METHOD OF OPERATION

## BACKGROUND OF THE INVENTION

The present invention relates to the field of television schedule guides and their method of operation. More specifically, in one embodiment the invention provides a method and apparatus for identifying when a particular show is being broadcast in a television guide system.

As video entertainment becomes increasingly sophisticated, consumers are provided with wider options in video entertainment. In addition to conventional broadcast television programs, a television viewer may now have access to, for example, cable television programming, digital satellite service programming, cable stereo broadcast, and conventional satellite programming. Moreover, within each of the various transmission media available to the consumer, the number and variety of programs is increasing dramatically.

While benefitting consumers through greater selection, the array of programming available to consumers also presented a certain dilemma. Specifically, as the number of programs available to the consumer became large, the process of selecting which program to view became increasingly onerous. For example, a consumer may have access to well over 100 cable television channels. If a particular consumer has access to not only cable programming, but also other programming (such as digital satellite service) the process of choosing a program would have been daunting.

Accordingly, new and improved methods of providing program guide information have been developed for display on the television screen of the consumer's television. Of particular note, the StarSight™ onscreen guide system has proven to be pioneering in the field of onscreen guide systems. The StarSight system provides not only television listings, but also capabilities such as theme searching, VCR programming, detailed program information, and other functionality.

Recently, additional functionality is suggested in such systems. See U.S application Serial No. 08/423,411, incorporated herein by reference for all purposes. In one such system, guide information from, for example, disparate sources such as satellite sources and cable sources is combined to form a unified guide. A system according to this invention may, for example, eliminate redundant information from such sources and provide other functionality.

Significant strides have been made via the StarSight guide system, and in fact such guide systems are achieving widespread

acceptance in the television industry. As the complexity of such systems increases, however, still further functionality is desired.

#### SUMMARY OF THE INVENTION

5 An improved television guide system is provided by virtue of the present invention. According to one embodiment of the invention, multiple occurrences of a single show may be identified for a user. For example, in many digital satellite systems today, a particular movie will be played on multiple channels with offset  
10 start times. The guide system of the present invention allows the user to identify a particular show and, thereafter, identify when the identified particular show will be played again. The user may therefore more easily select shows for viewing or recordation.

Accordingly, in one embodiment the invention provides a  
15 method of generating television guide information for a viewer comprising the steps of inputting schedule guide information into a guide system; receiving user input to identify a particular show in the schedule guide information; and identifying for the user other times when the particular show will be shown.

20 A further understanding of the nature and advantages of the inventions herein may be realized by reference to the remaining portions of the specification and the attached drawings.

#### BRIEF DESCRIPTION OF THE DRAWINGS

25 Fig. 1 is an overall diagram illustrating a television system in accordance with one embodiment of the invention;

Fig. 2 is a typical grid guide used according to one embodiment of the invention;

30 Fig. 3 is a display provided to the user when the "when-else" feature is utilized; and

Fig. 4 is an overall flowchart illustrating operation of the invention.

#### DESCRIPTION OF THE PREFERRED EMBODIMENTS

The present invention utilizes television schedule guide information which may be obtained from one or several sources. These sources may include an incoming cable line (e.g., on a coax cable), satellite broadcasts, a dedicated telephone line (e.g., a twisted pair), and any other medium capable of transmitting a signal, such as a computer or modem line. Although the invention will find wide use in systems with only a single source of television signals, such as a satellite system, the invention will be illustrated herein primarily in relation to a system where broadcasts are received from at least two separate sources such as (1) cable and a satellite dish, or (2) two different satellites, or (3) local cable and digital broadcast

sources (DBSs), or (4) a conventional antenna and a satellite dish such as a DBS source, or (5) one of the above sources and an internet or other computer source. The multisource schedule information is sorted and displayed to the user in an organized fashion as described in greater detail in U.S application Serial No. 08/423,410, incorporated herein by reference.

When a user selects a show within a displayed guide, the system reads a source identifier associated with that show or channel. In the preferred embodiment, the system then carries out an automatic switching/tuning process that switches the input to the television (either RF or video) to a source device. Exemplary source devices include a DBS, a cable box, a television tuner, an internet access, etc. The system then tunes to the required channel for the desired show. Additionally, the source identifier can be utilized to switch between various devices automatically when unattended VCR programming is desired. Furthermore, when program information is received from multiple satellite sources and a desired channel is selected, the present invention can, in one embodiment, automatically move the customer's satellite dish such that the customer receives the desired program from the associated source. The present invention then tunes to the correct channel.

In creating a merged television guide, a channel map is created which identifies the channels available on the multiple sources, and identifies their source. For example, in the case of DBS/local channel implementations, a channel map is created with both local cable and DBS channels merged. The local channels and the DBS channels are tagged with a source identifier. This merged guide information is used by the system to identify when a particular show is to be played, even when it is not from the same source as another instance of the same show.

When the user/consumer selects a non-DBS channel from the guide, the integrated receiver decoder unit (IRD box) for the satellite switches the IRD to couple the local cable, for example, to the receiver. The system then tunes the television tuner or other tuning device to the required channel. If a DBS channel is later selected, the system switches the IRD to couple the satellite receiver/decoder to the receiver. The system then tunes the DBS tuner to the selected DBS channel. In the case of, for example, cable and antenna inputs, the system switches to the correct video input and then tunes the television tuner to the required channel for receiving the selected source. Thus, automatic access to multi-source television schedule guide information is provided.

While the present invention is illustrated herein primarily in relation to a system in which the merged guide is formed at the user's location, it will be understood that this is only for

the purposes of illustration, and the merged guide may be formed at a remote location such as a cable head-end.

Fig. 1 illustrates in simplified form an example of a multi-source television schedule guide system 10 with multiple sources connected directly or indirectly to a television 12 and/or VCR 13. In the embodiment in Fig. 1, multi-source television program and television schedule guide system 10 operates under the control of coordinator 14. Television 12 and VCR 13 are provided with inputs from cable box 16 and DBS source 18 either directly as illustrated in Fig. 1, or via coordinator 14. Other inputs 20 may also be supplied to the television and/or VCR directly or via the coordinator 14. A remote control 22 is used by a viewer to tune the television and conduct other operations. In alternative embodiments, a keyboard, such as a computer keyboard, is used for input. The keyboard may be hard-wire connected or wireless.

In this embodiment, cable is provided via cable box 16, and DBS is provided via IRD box 18. Antennae 24 may be used as additional sources of television broadcasts along with cable box 16, IRD box 18, and other inputs 20. In one typical embodiment, antenna 24 and cable box 16 would be considered "local" sources meaning that they likely contain local television broadcasts such as local news broadcasts. By contrast, DBS sources would not be considered local because they would likely not contain such local content.

Other inputs 20 can include multiple satellite sources. When multiple satellite sources are present, coordinator 14 switches between the available satellite sources by automatically moving the user's satellite dish or switching between satellite dishes. In order to automatically move the satellite dish, a memory within IRD box 18 (or elsewhere) tracks the position of the DBS satellite dish in relation to satellite sources which are available via the DBS satellite dish. The IRD box 18 then automatically positions the DBS satellite dish such that the desired satellite source is received by the IRD box 18.

Coordinator 14 includes processor (CPU) 26 and memory (typically RAM) 28 that serve as the primary devices for operating the system. In the case where the various television signal sources are provided to the coordinator, the coordinator may also contain elements such as an internal tuner, a switching device for switching between sources, and other components. In the embodiment shown in Fig. 1 the coordinator is connected to and controls infrared (IR) emitter(s) 30. IR receiver 31 is connected to coordinator 14 and receives input from the remote or keyboard 22 to provide the necessary user input to the system. IR emitter(s) 30 can be replaced by, for example, a hard wired interface, a bus interface, or an RF transmitter. The IR emitter(s) 30 and/or direct connections

(e.g., 31) control one or more of IRD box 18, television 12, VCR 13, cable box 16, and other inputs 20. IR emitter(s) 30 acts as a remote control device by emulating remote control signals of television 12, VCR 13, cable box 16, and/or other devices. Coordinator 14 can, in some embodiments, be placed in, for example, the cable box 16, VCR 13, television 12, a satellite receiver or even the keyboard/computer.

Remote control 22 is a hand-held remote controller for controlling coordinator 14. In the preferred embodiment, remote control 22 is provided with an IR transmitter which controls the coordinator via IR receiver 31. Other remote controls, not shown in Fig. 1, can be used for manually controlling television 12, VCR 13, cable box 16, IRD box 18, and other inputs 20 although, in a preferred embodiment, coordinator 14 performs all the necessary control functions of the system. For example, as the user adjusts the volume control on remote 22, coordinator 14 emits signals through IR emitter 30 to adjust the volume in television 12.

IRD box 28 receives television programs along with other information via, in one embodiment, satellite dish 32. IRD box 18 and the other sources of television signals each provide program schedule information to the system. This program schedule information (or guide) may also include a channel map that contains the channel information indicating which channels are available on that source. Information associated with the DBS guide and others is saved in the IRD box receiver's RAM or downloaded to the coordinator 14. Similarly, program guide information can be received through cable box 16, other inputs 20, antennae 24, and/or through any other transmission medium (e.g., dedicated twisted pair telephone line). Each of these sources may also be provided with television schedule data within the signal transmitted by the service provider.

Coordinator 14 finds and sorts the program guide information available in system 10. Various formats can be used for the television schedule information. For example, data packets comprising a simple header section and an information section can be received and sorted with other, more complex data packet formats, or a header with source information can be added. In the preferred embodiment, coordinator 14 takes the television schedule information from the available source(s) or a data input line and sorts/mixes it. For example, coordinator 14 may receive program schedule information via the vertical blanking interval in a television channel or via a transponder for the DBS, or the internet, and then arrange the information in an organized fashion, or perform other operations. For example, the system may eliminate duplicate channels.

In an alternative arrangement, the sorting/mixing of program schedule information is done in a separate location and then

provided to system 10, for example, on a simple satellite channel. Thus, program schedule information, which has already been mixed, sorted, organized, etc., is received in a format which is ready for display. This ready-for-immediate-display format can also be provided in a separate data stream via a different medium or on a television channel.

Fig. 2 is a simplified example of an on-screen display of a schedule grid guide that has been assembled from the television guide information. This display may be presented on a television screen, a personal computer that conducts the overall process, or a television sensor display generated by a personal computer. In the preferred embodiment, after coordinator 14 has collected and sorted all the available program guide information, coordinator 14 generates the grid guide set forth in Fig. 2 for display on television 12 via, for example, a direct connection (not shown) to TV 12 or via an overlay on one of the sources such as cable source 16. In the preferred embodiment, the user displays grid guide 40 by pressing a guide button on remote control 22. Coordinator 14 responds to the initial pressing of the guide button by automatically tuning to the channel or device which carries grid guide 40, or overlaying a grid guide in a current broadcast. When the user is done with grid guide 40, the user presses the guide button again (or an exit button) and coordinator 14 (1) automatically returns to the channel or source last viewed by the user or (2) removes the overlay.

The grid guide, designated generally with the reference numeral 40, provides a line up of all channels or a selection of channels 42 along with a description of the shows 44 available on those channels at certain times 46. For example, the USA network is showing BATMAN beginning at 2:00 p.m. A SOAP is shown on NBC from 2:00 p.m. to 4:00 p.m., followed by NEWS. The information may be sorted and/or filtered by, for example, theme(s) according to Young *et al.*, U.S. Patent No. 4,706,121, incorporated herein by reference for all purposes.

When multiple sources are used for receiving television channels, an overlap of channels sometimes occurs. For example, both cable and DBS may carry the network NBC, but cable may have NBC on channel 6 and DBS may have NBC on channel 7. By having the ability to delete and activate the channels displayed in grid guide 40, the user can determine whether to display one of the NBC channels, both of the NBC channels, or neither of the NBC channels. In an alternative embodiment, coordinator 20 may automatically note duplicate network names and delete one of the duplicates.

The user may utilize the remote control device to move a cursor or other indicator from position to position in the grid guide. The cursor may be indicated by, for example, coloring the



display of the indicated show differently from the rest of the shows. In the embodiment shown in Fig. 2, the cursor is directed to GONE WITH THE WIND and is indicated by cross hatching. In this particular instance the double marks to the left of the display indicate that  
5 GONE WITH THE WIND has been playing for some period of time already. Accordingly, the user may wish to find out if the movie GONE WITH THE WIND is showing at other times such that the user may either automatically record the future presentation of GONE WITH THE WIND, automatically tune to the future presentation of GONE WITH THE WIND,  
10 or simply be aware that GONE WITH THE WIND will be showing at a future time.

Accordingly, the user provides input to the system to indicate that the user would like to know "when-else" the show will be presented. This input may be, for example, provided by pressing a  
15 dedicated button on the remote control, or by marking a show, toggling the cursor to a "when-else" screen display button 48, and striking an "enter" button on the remote control. Of course a full keyboard will allow more versatile operation.

In either event the controller 14 searches the stored  
20 schedule information for other occurrences of that particular show. As used herein, the term "particular show" refers to a specific movie or other unique show. In the case of a series of shows (e.g., the COSBY SHOW) the term "particular show" will refer to a specific segment or episode of that show. In the example in Fig. 2 the system  
25 searches for other occurrences of GONE WITH THE WIND and indicates to the user if, when, and where GONE WITH THE WIND will be played again. The particular show may or may not be shown again on the same source of video. Of course, a "show" may also refer to, for example, an FM radio broadcast as well as a television show.

Fig. 3 illustrates one possible outcome after entering the "when-else" button. As shown, the movie GONE WITH THE WIND is being played at multiple times in the future. Specifically, it is currently being shown on HBO1 as the user is probably already aware if the screen has been entered from a grid guide generated for the current time. In addition, the same channel is showing this movie at 11:00 p.m. on the same day. A different channel, HBO2, is showing this movie at 11:30 p.m. on the same day. In this particular illustration, HBO1 and HBO2 are provided to the user over the same source of television signals (in this case a cable service provider). Accordingly, it is seen that the invention is useful even when only a single source of service is utilized. The usefulness of the invention is further expanded when multiple sources of television signals are provided. In this example, GONE WITH THE WIND is also being shown on the next Wednesday at 4:00 p.m. on a DSS channel, as well as on the next Thursday on a conventional antenna network

signal, NBC. Accordingly, when a particular show is played at different times the user may make use of this information, even when the show is broadcast over different sources of television signals.

Still other sources of the particular show (or information about the show) may be indicated. For example, in Fig. 4, the guide indicates an "Internet" source. Toggling to this source may provide the user with a direct internet connection that will, for example, provide information about the show or download the full show itself. Alternatively, advertising about the availability of the show at a video store (Blockbuster) may be provided.

After identifying when a show is to be played the user may conduct any one of several operations. In a common case the user will toggle the cursor down to a particular instance of the show, and strike a "record" button on the remote control. The system will then  
15 tune the VCR to the proper program at the designated time and record the show. In other embodiments, the user will mark the show to be placed in a reminder list. When the time for the show in the reminder list arises the system will either tune automatically to that show, or prompt the user to determine if the user wishes to have  
20 the television tuned to that particular channel. In other cases, the user may use the information for the purpose of recalling that he/she wishes to return to the television at that particular time.

Fig. 4 is an overall flowchart illustrating operation of the invention according to one particular embodiment. In most cases  
25 the operation shown in Fig. 4 will be performed under the direction of software stored on a RAM, ROM, or other computer-readable memory such as memory 28. The data may be stored locally, in an external database, or in a combination of both. In step 401 the system receives input indicating that the user wishes to identify other  
30 instances of a particular show. At step 402 the system searches for other instances of the particular show beginning at the present time. It should be recognized that the user may or may not be in a current time display in a guide when such input is provided. For example, the user may be scanning a listing of action movies that have been generated based on a theme search, and have the cursor on an instance of a particular movie one week in the future. When the user activates the "when-else" function the system will, in most embodiments, search for all instances of that particular show beginning at the actual present time, not the time one week in the future. In this manner the user may, for example, identify when a particular movie is showing in the next few hours, even though the user may have his/her interest peaked in a particular show based on a listing at a distant date.

In some embodiments, sources are searched in the stored guide information to identify other instances of a particular show.

The search may be performed locally or externally, and may be based on show identity fields, or on term-based searching, or a combination of the two. After the other instances of that particular show have been identified, a display is generated at step 404 that includes a listing of the other instances of the particular show. If none are identified, the display can either contain no such listings, or indicate specifically to the user that no such listings have been identified.

Thereafter, at step 406 the user may perform any one of a wide variety of functions. Commonly the user may toggle down to an instance of the show, and strike a record button, or otherwise select the show for recordation. In other cases the user may simply return to the previous guide listing. In still other cases the user may toggle down to an instance of the show, and mark it for a future reminder to be generated for the user when that instance of the show arises. In still further embodiments, the system may store the request and, even if no other instances of the particular show are presently in the guide, provide alerts to the user when instances of the show are added to the guide.

The above description is illustrative and not restrictive. Many variations of the invention will become apparent to those of skill in the art upon review of this disclosure. Merely by way of example the invention has been illustrated primarily with regard to multiple source guide systems, but the invention is not so limited. The scope of the invention should, therefore, be determined not with reference to the above description, but instead should be determined with reference to the appended claims along with their full scope of equivalents.

## WHAT IS CLAIMED IS:

1. A method of generating television guide information for a viewer comprising the steps of:
  - inputting schedule guide information into a guide system;
  - receiving user input to identify a particular show in said schedule guide information; and
  - identifying for said user other times when said particular show will be shown.
2. The method as recited in claim 1 wherein said schedule guide information is input from multiple television signal sources.
3. The method as recited in claim 1 wherein said show is a movie and said identified other times comprise repeated presentations of a movie.
4. The method as recited in claim 1 wherein said show is a particular segment of a series show.
5. The method as recited in claim 1 further comprising the step of recording said particular show at one of said other times.
6. The method as recited in claim 1 wherein said guide information is received from multiple television signal sources.
7. The method as recited in claim 6 further comprising the step of merging guide information from said multiple television signal sources.
8. The method as recited in claim 7 wherein said multiple television signal sources comprise sources selected from the group consisting of a DBS source, a cable source, an antenna source, and a computer network source.
9. The method as recited in claim 8 further comprising the steps of:
  - receiving user input to record said particular show at one of said other times; and
  - controlling a video recording device to record said particular show from a selected source at said one of said other times.
10. The method as recited in claim 1 further comprising the step of moving a satellite dish to a selected satellite source.

11. The method as recited in claim 7 wherein said step of merging is performed at a central broadcast location.

12. The method as recited in claim 9 wherein said step of controlling a video recording device comprises the step of controlling said video recording device via infrared control signals.

13. The method as recited in claim 1 wherein said user identifies said other times via a remote controller, said remote controller controlling a system coordinator, said system coordinator controlling a television via infrared signals.

14. The method as recited in claim 1 wherein said step of identifying generates a list of shows from a present time when said identified particular show is at a future time.

15. The method as recited in claim 1 further comprising the steps of:  
receiving user input to specify a particular one of said other times; and  
reminding said user when said particular one of said other times arises.

16. The method as recited in claim 1 further comprising the step of filtering said schedule information by theme, wherein said particular show is identified from said filtered schedule information.

17. The method as recited in claim 1 wherein said method is performed in a personal computer.

18. The method as recited in claim 1 further comprising the step of identifying the availability of said particular show in videotape form.

19. The method as recited in claim 1 further comprising the step of providing said user with information regarding said particular segment over an internet network.

20. Software on a computer readable medium for performing the steps of inputting schedule guide information into a guide system; receiving user input to identify a particular show in said schedule guide information; and identifying for said user other times when said particular show will be shown.

21. Software as recited in claim 20 wherein said schedule guide information is input from multiple television signal sources.

5 22. Software as recited in claim 20 wherein said show is a movie and said identified other times comprise repeated presentations of a movie.

10 23. Software as recited in claim 20 wherein said show is a particular segment of a series show.

24. Software as recited in claim 20 further performing the step of recording said particular show at one of said other times.

15 25. Software as recited in claim 20 wherein said guide information is received from multiple television signal sources.

26. Software as recited in claim 25 further performing the step of merging guide information from said multiple television signal sources.

27. Software as recited in claim 25 wherein said multiple television signal sources comprise sources selected from the group consisting of a DBS source, a cable source, an antenna source, and a computer network source.

28. Software as recited in claim 27 further performing the steps of:

receiving user input to record said particular show at one of said other times; and

controlling a video recording device to record said particular show from a selected source at said one of said other times.

29. Software as recited in claim 20 further performing the step of moving a satellite dish to a selected satellite source.

30. Software as recited in claim 26 wherein said step of merging is performed at a central broadcast location.

31. Software as recited in claim 28 wherein said step of controlling a video recording device comprises the step of controlling said video recording device via infrared control signals.

32. Software as recited in claim 20 wherein said user identifies said other times via a remote controller, said remote controller controlling a system coordinator, said system coordinator controlling a television via infrared signals.

33. Software as recited in claim 20 wherein said step of identifying generates a list of shows from a present time when said identified particular show is at a future time.

34. Software as recited in claim 20 further performing the steps of:  
receiving user input to specify a particular one of said other times; and  
reminding said user when said particular one of said other times arises.

35. Software as recited in claim 20 further performing the step of filtering said schedule information by theme, wherein said particular show is identified from said filtered schedule information.

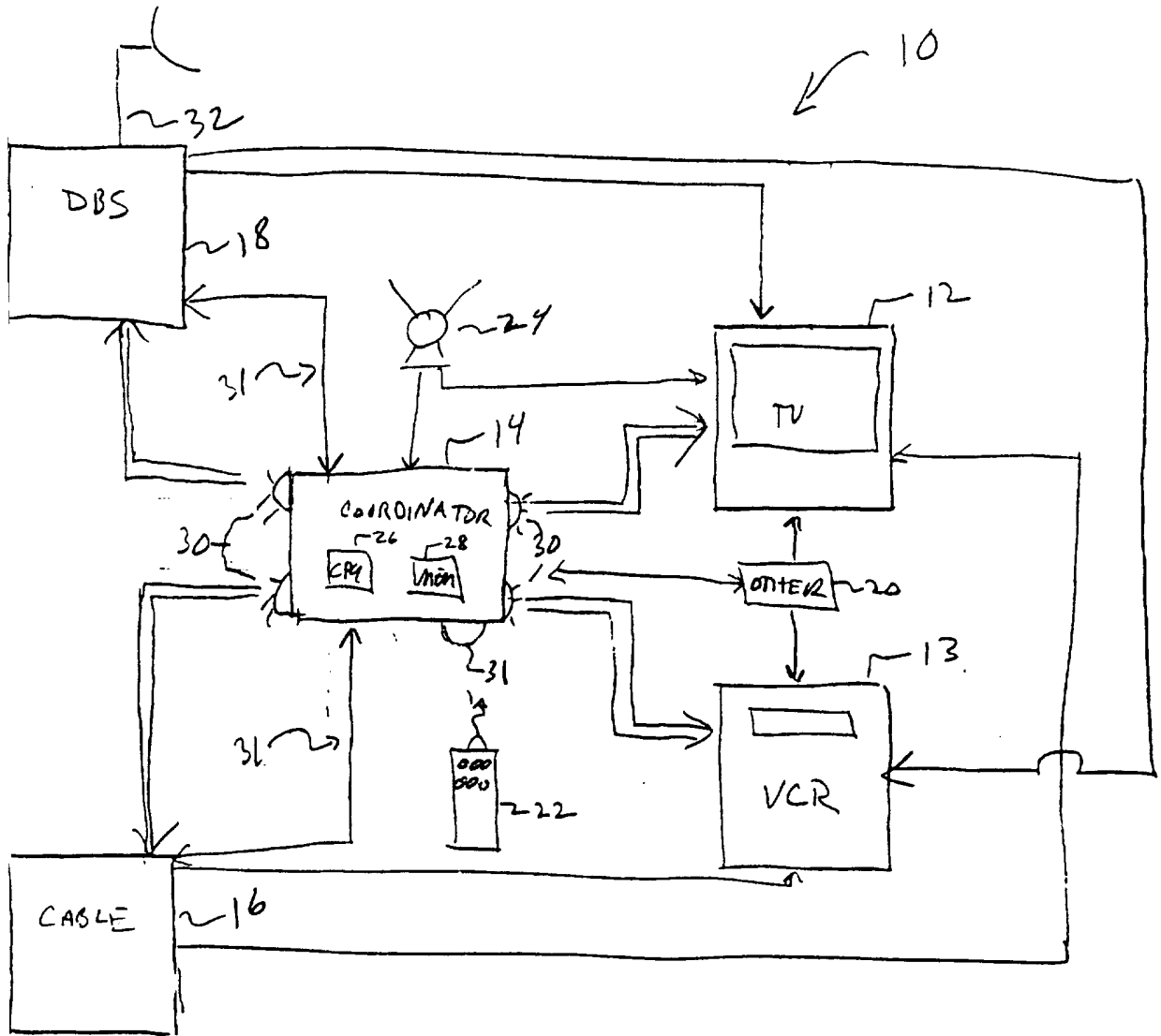


FIG. 1



90 ↘

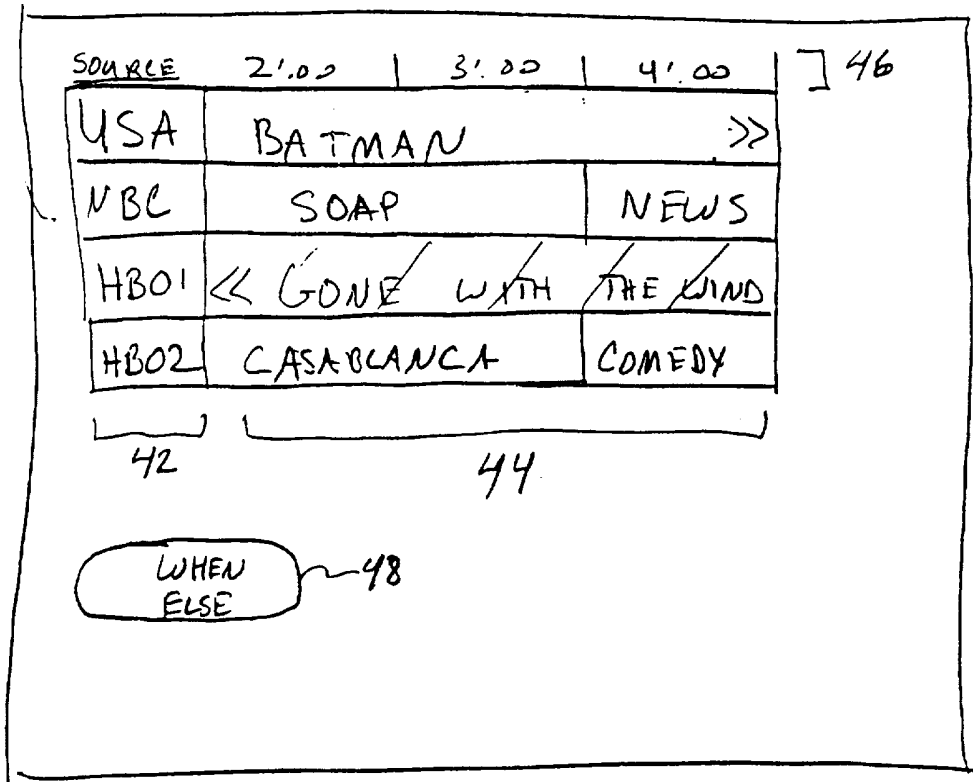


FIG. 2

GONE WITH THE WIND

<u>SOURCE</u>	<u>DAY</u>	<u>TIME</u>
<del>HBO</del>	<del>TODAY</del>	<del>11:00 AM</del>
HBO 1	TODAY	11:00 PM
HBO 2	TODAY	11:30 PM
DSS 1	WED, 5/8	4:00 AM
NBC	TH, 5/9	5:00 PM
INTERNET BLOCKBUSTER		

FIG. 3

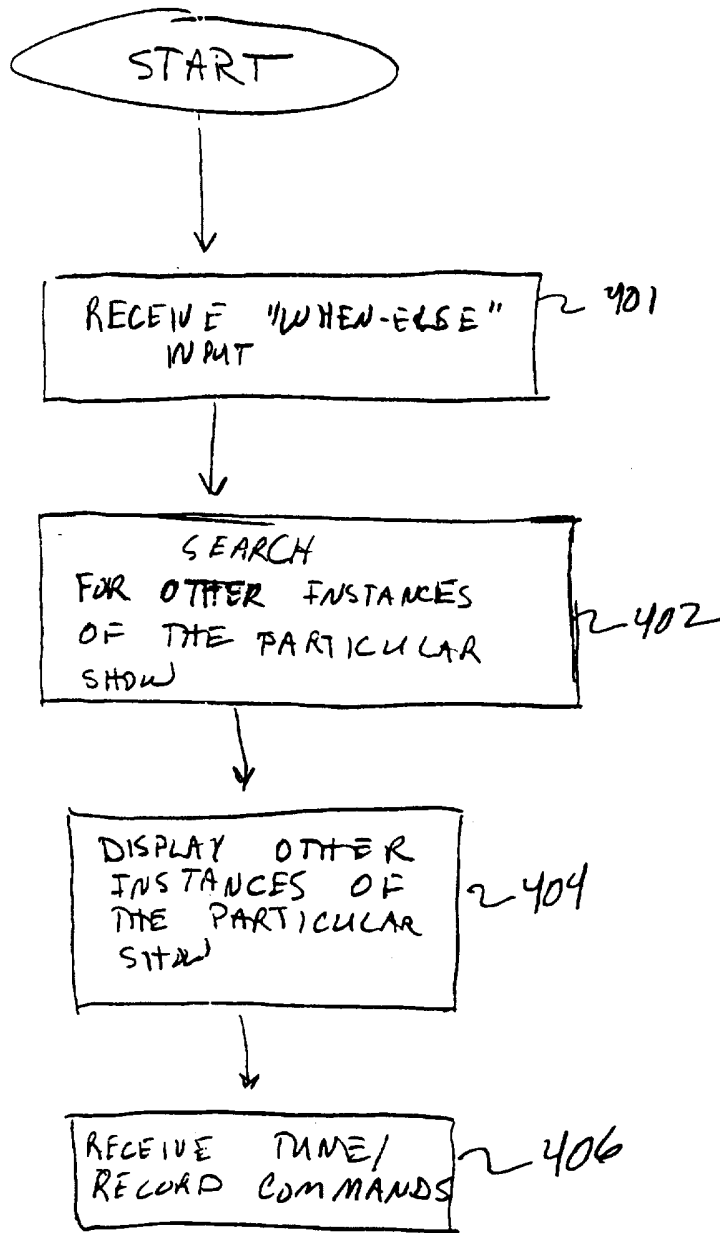


FIG. 4

INTERNATIONAL SEARCH REPORT

International application No.  
PCT/US97/10197

<b>A. CLASSIFICATION OF SUBJECT MATTER</b> IPC(6) :H04N 5/445 US CL :348/563, 564, 569, 906 According to International Patent Classification (IPC) or to both national classification and IPC		
<b>B. FIELDS SEARCHED</b> Minimum documentation searched (classification system followed by classification symbols) U.S. : 348/563, 564, 569, 906, 600, 589 IPC H04N 5/50, 5/445 Documentation searched other than minimum documentation to the extent that such documents are included in the fields searched Electronic data base consulted during the international search (name of data base and, where practicable, search terms used)		
<b>C. DOCUMENTS CONSIDERED TO BE RELEVANT</b>		
Category*	Citation of document, with indication, where appropriate, of the relevant passages	Relevant to claim No.
X, P	US 5,596,373 A (WHITE et al) 21 January 1997, whole document.	1-4, 6-8, 10, 11, 14, 16, 17, 19, 20-23, 25-27, 29, 30, 33, 35
----- Y, P		----- 13, 32
X	US 5,523,796 A (MARSHALL et al) 04 June 1996, whole document.	1, 3, 4, 14, 17, 20, 22, 23, 33
----- Y		----- 13, 32
<input type="checkbox"/> Further documents are listed in the continuation of Box C. <input type="checkbox"/> See patent family annex.		
* Special categories of cited documents: "A" document defining the general state of the art which is not considered to be part of particular relevance "E" earlier document published on or after the international filing date "L" document which may throw doubts on priority claim(s) or which is cited to establish the publication date of another citation or other special reason (as specified) "O" document referring to an oral disclosure, use, exhibition or other means "P" document published prior to the international filing date but later than the priority date claimed		"T" later document published after the international filing date or priority date and not in conflict with the application but cited to understand the principle or theory underlying the invention "X" document of particular relevance; the claimed invention cannot be considered novel or cannot be considered to involve an inventive step when the document is taken alone "Y" document of particular relevance; the claimed invention cannot be considered to involve an inventive step when the document is combined with one or more other such documents, such combination being obvious to a person skilled in the art "&" document member of the same patent family
Date of the actual completion of the international search 24 JULY 1997		Date of mailing of the international search report 29 AUG 1997
Name and mailing address of the ISA/US Commissioner of Patents and Trademarks Box PCT Washington, D.C. 20231 Facsimile No. (703) 305-3230		Authorized officer <i>S. Hsia</i> SHERRIE HSIA Telephone No. (703) 305-3900