

A. BABCOCK & J. B. MARTIN.

Improvement in Mill-Picks.

No. 130,178.

Patented Aug. 6, 1872.

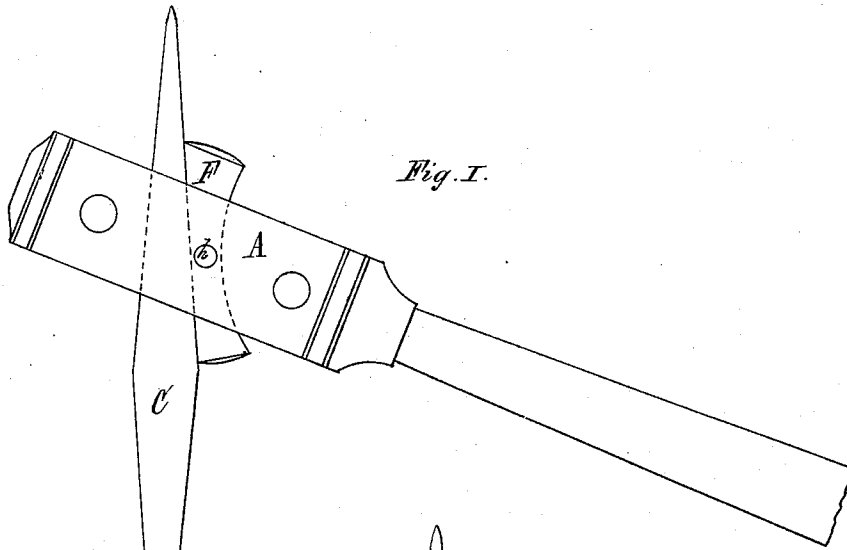


Fig. I.

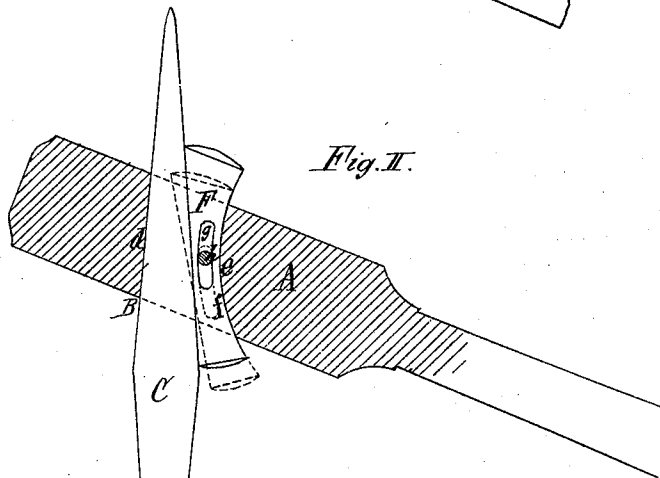


Fig. II.

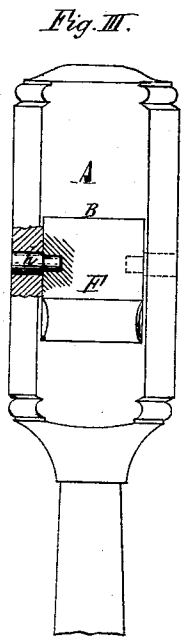


Fig. III.

Alpheus Babcock Inventor
Joseph B. Martin
by Jay Sigatt atty.
Geo. J. Linnell
Edward Wilhelm Witnesses

UNITED STATES PATENT OFFICE.

ALPHEUS BABCOCK AND JOSEPH B. MARTIN, OF SILVER CREEK, NEW YORK, ASSIGNORS TO HOWES, BABCOCK & CO., OF SAME PLACE.

IMPROVEMENT IN MILL-PICKS.

Specification forming part of Letters Patent No. 130,178, dated August 6, 1872.

SPECIFICATION.

We, ALPHEUS BABCOCK and JOSEPH B. MARTIN, of Silver Creek, in the county of Chautauqua and State of New York, have invented certain new and useful Improvements in Mill-Picks, of which the following is a specification:

Our invention consists, first, in the combination, with the mill-pick handle provided with an inclined mortise for the reception of the tapering end of the tool, of an adjustable space-block, arranged in said mortise with its straight side contiguous to the tool, while its opposite side is made with a curve to fit a correspondingly-curved bearing-surface of the mortise, whereby the inclination of the space-block is varied by simply swinging the same on its curved bearing, so as to adapt the block to tools of different degrees of taper, while a solid bearing-surface for the said block is insured at all times; second, in the combination, with the curved bearing-surfaces of the space-block and mortise of the handle, of a curved slot and fastening-pin, the slot being concentric with the curved bearing, whereby the block is retained in place in the mortise and at the same time allowed the movement requisite for its adjustment.

In the accompanying drawing, Figure I is an elevation of a mill-pick provided with our improvements. Fig. II is a similar view with the head of the handle in section. Fig. III is a front elevation with portions broken away so as to expose the fastening-pin.

Like letters designate like parts in each of the figures.

A is the head of the pick-handle, and B an inclined mortise, formed therein for the reception of the tapering end of the tool, pick, or pick-holder C, as the case may be. The upper side *d* of this mortise is straight and inclined, while the opposite side *e* is curved in the shape of a circular arc, in such manner as to be inclined similar to the upper side *d*, as clearly shown in Figs. I and II. F is the adjustable space-block, arranged in the mortise of the head B. The side of the block F adjacent to the pick or tool is formed straight, while its lower side *f* is curved to correspond

with the curved bearing-surface *e* of the mortise, against which it rests. When the block F is in its central position in the mortise its straight side forms with the straight side *d* of the mortise a tapering recess of the proper shape for receiving the tapering ends of ordinary picks or pick-holders. By swinging the block F upon its curved bearing-surface the inclination of its straight side to the straight side *d* of the mortise is accordingly changed, and the instrument adapted to receive and firmly hold tools of different taper. *g* is the curved slot, formed in one or both sides of the block F, concentric with the curved bearing-surfaces of the block and mortise; and *h*, a fastening-pin secured in the side of the head B, so as to project into the slot *g*. By this means the block F is secured in the mortise of the head B against accidental disconnection, while it permits a limited swinging movement thereof for its adjustment. The space-block F being in all positions in contact with the entire curved bearing-surface of the mortise, a very firm connection of the pick or pick-holder with the pick-handle is effected by the wedging of the former between the block F and the upper straight side of the mortise.

We do not claim, broadly, an adjustable block for regulating the taper of the mortise of mill-pick handles; but

What we claim as our invention is—

1. The combination, with the mill-pick handle A provided with the mortise B and curved bearing-surface *e*, of the adjustable space-block F provided with the curved surface *f*, substantially as and for the purpose hereinbefore set forth.

2. The combination, with the mill-pick handle A and adjustable space-block F, both having contiguous curved bearing-surfaces, of the concentric slot *g* and fastening-pin *h*, substantially as and for the purpose hereinbefore set forth.

ALPHEUS BABCOCK.
JOSEPH B. MARTIN.

Witnesses:

CHAS. N. HOWES,
JOHN H. TALCOTT.