

(No Model.)

E. S. KNIGHT.
ROLL PAPER HOLDER AND CUTTER.

No. 428,496.

Patented May 20, 1890.

Fig. I.

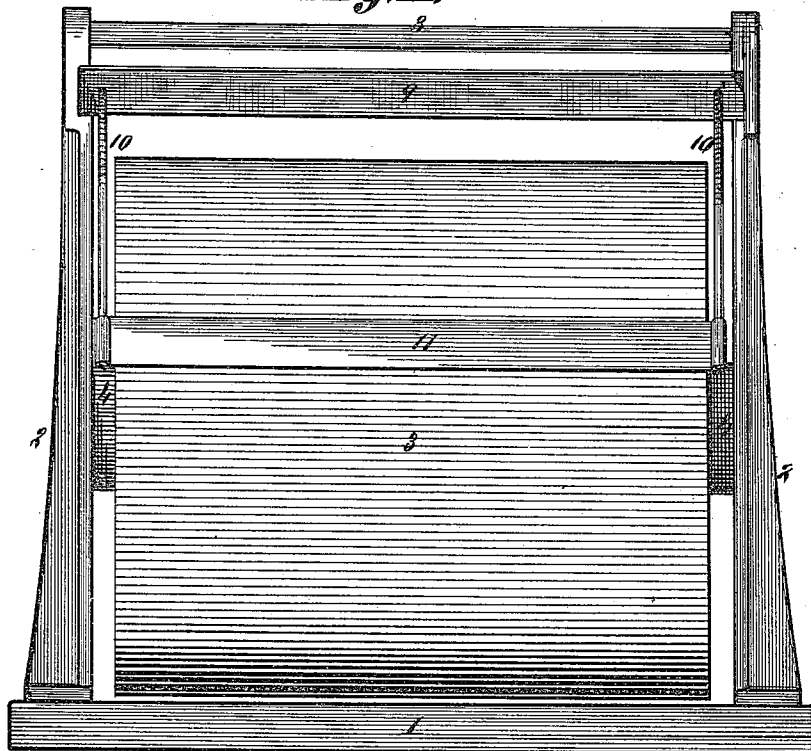


Fig. II.

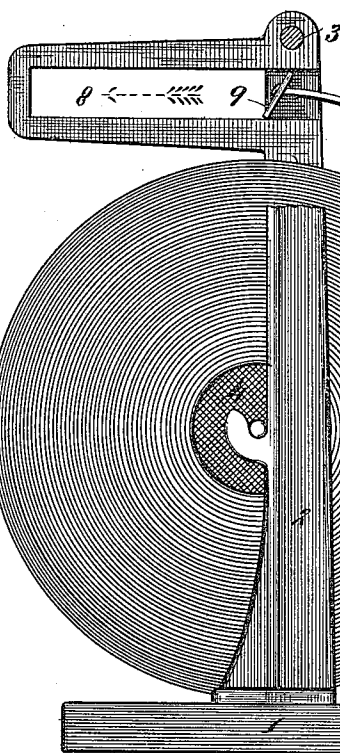
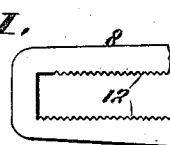


Fig. III.



*Attest,
E. Arthur
H. E. Osmand.*

*Inventor,
Edward S. Knight
By Knight Bros
attys.*

UNITED STATES PATENT OFFICE.

EDWARD S. KNIGHT, OF ST. LOUIS, MISSOURI, ASSIGNOR TO THE AMERICAN
ROLL PAPER COMPANY, OF SAME PLACE.

ROLL-PAPER HOLDER AND CUTTER.

SPECIFICATION forming part of Letters Patent No. 428,496, dated May 20, 1890.

Application filed March 12, 1890. Serial No. 343,588. (No model.)

To all whom it may concern:

Be it known that I, EDWARD S. KNIGHT, of the city of St. Louis, in the State of Missouri, have invented a certain new and useful Improvement in Roll-Paper Holders and Cutters, of which the following is a full, clear, and exact description, reference being had to the accompanying drawings, forming part of this specification.

My invention relates to holders and cutters for roll wrapping-paper; and it consists in features of novelty hereinafter fully described, and pointed out in the claims.

Figure I is a side elevation. Fig. II is an end view, part broken away. Fig. III is a modification of the extensions at the upper ends of the standards.

Referring to the drawings, 1 represents a suitable base, to which are secured standards 2. 3 is a rod connecting the standards at their upper ends.

4 represents a spindle upon which the paper 5 is wound, and which is journaled in the standards 2.

8 represents horizontal slotted extensions at the upper ends of the standards, in which fits and works a cross-bar 9. To this cross-bar are secured spring-arms 10, one near each end of the box. To the outer lower ends of the spring-arms is secured a knife 11.

In Fig. III I have shown a modification of the horizontal slotted extensions 8, in which the inner edges of the extensions are provided with serrations 12.

The operation of my device is as follows: The roll of paper having been placed in position, the cross-bar 9 is pressed in the direction indicated by the dotted arrow, Fig. II, causing the knife 11 to be brought up against the roll of paper with sufficient force to spring the arms 10 slightly toward a straight line. The cross-bar 9, being slightly wider than the width of the slots, as shown, binds therein and holds the knife against the paper under

the tension of the spring-arms, which allows the knife to yield to the irregularities of the roll, but holds it with sufficient force against the roll until a number of rounds of the paper have been removed, when the cross-bar 9 would be forced slightly in the direction of the arrow, and thus the desired pressure between the roll and knife may always be maintained with a very cheap and simple contrivance.

I claim as my invention—

1. The combination, in a roll-paper holder and cutter, of the standards, slotted extensions supported at an angle from the standards, a cross-bar working in said slotted extensions, spring-arms secured to the cross-bar, and a knife secured to the arms, substantially as and for the purpose set forth.

2. The combination, in a roll-paper holder and cutter, of an adjustable self-locking cross-bar, a knife, and spring-arms connecting the knife to the cross-bar, said knife and arms being supported by the cross-bar, substantially as and for the purpose set forth.

3. The combination, in a roll-paper holder and cutter, of the roll and standards, the slotted extensions, the cross-bar working in and supported by the slotted extensions, and a knife bearing on the roll and supported from the cross-bar by downwardly-extending arms, substantially as and for the purpose set forth.

4. The combination, in a roll-paper holder and cutter, of the roll and standards, the horizontal slotted extensions, the cross-bar adapted to bind in said slotted extensions, and the knife supported from the cross-bar by the downwardly and forwardly extending arms, substantially as and for the purpose set forth.

EDWARD S. KNIGHT.

In presence of—

THOMAS KNIGHT,

ALBERT M. EBERSOLE.