United States Patent [19]

Bratasevec

[11] **Patent Number: Des. 303,249**

[45] **Date of Patent: ** Sep. 5, 1989**

[54] **KEYBOARD**

[75] Inventor: **Vid Bratasevec**, Koper, Yugoslavia

[73] Assignee: **ISKRA-DELTA-proizvodnja racunalniskih sistemov in inzeniring, p.o.**, Ljubljana, Yugoslavia

[**] Term: **14 Years**

[21] Appl. No.: **857,800**

[22] Filed: **Apr. 25, 1986**

[30] **Foreign Application Priority Data**

Oct. 25, 1985 [YU] Yugoslavia M-537/85

[52] **U.S. Cl.** **D14/100**; D18/1

[58] **Field of Search** ..... D14/100–117; D18/1, 7; 235/145 R, 145 A; 340/365 R, 365 VL, 711; 200/5 A; 400/472, 489, 492, 496, 682, 676, 677; 364/706–711

[56] **References Cited**

U.S. PATENT DOCUMENTS

D. 276,914	12/1984	Moriconi	D14/100
D. 281,605	12/1985	Bertone	D14/100
D. 291,810	9/1987	Bratasevec	D18/12
D. 293,911	1/1988	Lynar et al.	D14/100
2,167,150	7/1939	Haberfeld	400/472

Primary Examiner—Susan J. Lucas
Assistant Examiner—Freda S. Nunn
Attorney, Agent, or Firm—Fleit, Jacobson, Cohn, Price, Holman & Stern

[57] **CLAIM**

The ornamental design for a keyboard, as shown and described.

DESCRIPTION

FIG. **1** is a rear elevational view of a keyboard showing my new design;
FIG. **2** is a right side elevational view thereof;
FIG. **3** is a bottom plan view thereof;
FIG. **4** is a front elevational view thereof;
FIG. **5** is a left side elevational view thereof;
FIG. **6** is a top plan view thereof; and
FIG. **7** is a top, front perspective view thereof on an enlarged scale.



FIG. 1



FIG. 2



FIG. 3

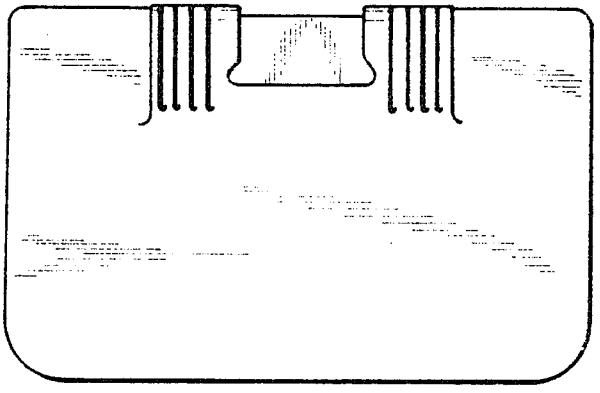

FIG.4



FIG.5



FIG.6

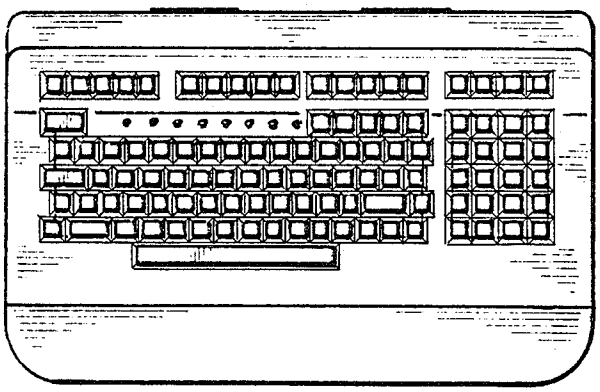

FIG.7

