



US00D722294S

(12) **United States Design Patent**
Lee et al.

(10) **Patent No.:** **US D722,294 S**

(45) **Date of Patent:** **** Feb. 10, 2015**

(54) **ADAPTER FOR AN AUTOMOBILE POWER OUTLET**

(71) Applicant: **JMTEK, LLC**, Kent, WA (US)

(72) Inventors: **Kyu Bong Lee**, Tacoma, WA (US); **Tai Yiu Ly**, Kent, WA (US)

(73) Assignee: **JMTEK, LLC**, Kent, WA (US)

(**) Term: **14 Years**

(21) Appl. No.: **29/439,170**

(22) Filed: **Dec. 7, 2012**

(51) **LOC (10) Cl.** **13-03**

(52) **U.S. Cl.**
USPC **D13/144**

(58) **Field of Classification Search**

USPC D13/144, 101, 107, 108, 110, 118, 119,
D13/133, 184, 199; D14/155, 432, 434,
D14/435.1, 356, 480.1, 480.7; 320/107,
320/108, 109, 110, 111, 112, 113, 114,
320/115; 439/300, 620.01, 638, 668, 669,
439/675, 825; 363/146

See application file for complete search history.

(56) **References Cited**

U.S. PATENT DOCUMENTS

D492,249	S	*	6/2004	Suomalainen et al.	D13/108
D494,542	S	*	8/2004	Hriscu et al.	D13/110
D525,938	S	*	8/2006	Seil et al.	D13/144
D554,585	S	*	11/2007	Nazar	D13/110
7,679,322	B1	*	3/2010	Griffin	320/114
D620,441	S	*	7/2010	Hou	D13/144
D624,879	S	*	10/2010	Chan	D13/144
D626,072	S	*	10/2010	Tseng et al.	D13/144
D631,837	S	*	2/2011	Smith et al.	D13/108
D639,238	S	*	6/2011	Serrano	D13/110

* cited by examiner

Primary Examiner — Derrick Holland
(74) *Attorney, Agent, or Firm* — DWC Law Firm, P.S.; David Chen

(57) **CLAIM**

The ornamental design for an adapter for an automobile power outlet, as shown and described.

DESCRIPTION

FIG. 1 is a front perspective view of the adapter for an automobile power outlet of the present disclosure, showing a hinged door on the face of the adapter in an open position.

FIG. 2 is a top plan view of the adapter for an automobile power outlet of FIG. 1, showing the hinged door in the open position.

FIG. 3 is a top plan view of the adapter for an automobile power outlet of FIG. 1, showing the hinged door in a closed position.

FIG. 4 is a bottom plan view of the adapter for an automobile power outlet of FIG. 1, showing the hinged door in the open position.

FIG. 5 is a front side elevation view of the adapter for an automobile power outlet of FIG. 1, showing the hinged door in the open position.

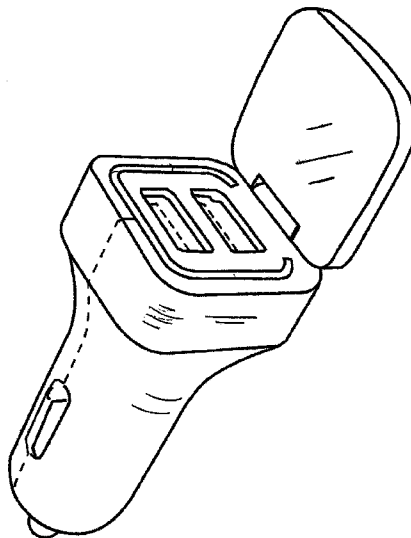
FIG. 6 is a back side elevation view of the adapter for an automobile power outlet of FIG. 1, showing the hinged door in the open position.

FIG. 7 is a right side elevation view of the adapter for an automobile power outlet of FIG. 1, showing the hinged door in the open position; and,

FIG. 8 is a left side elevation view of the adapter for an automobile power outlet of FIG. 1, showing the hinged door in the open position.

The broken lines shown in the drawings are included for the purposes of illustrating unclaimed portions of the adapter for an automobile power outlet and form no part of the claimed design.

1 Claim, 8 Drawing Sheets



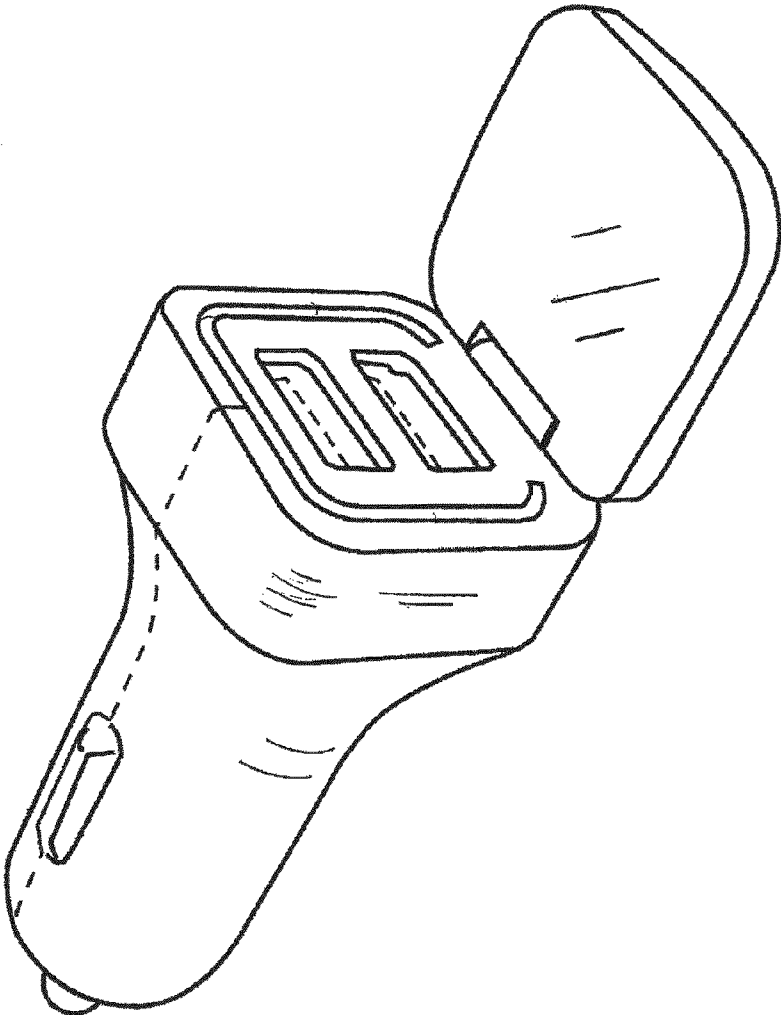


FIG 1

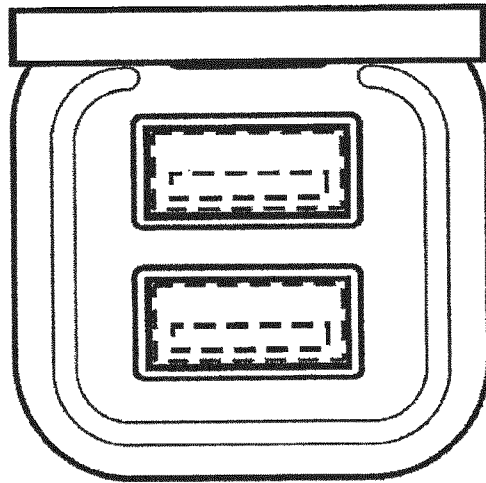


FIG 2

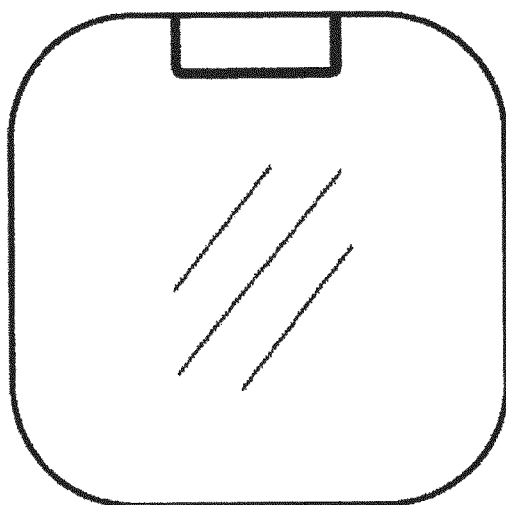


FIG 3

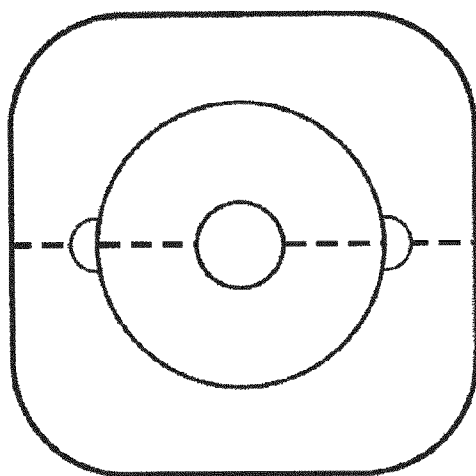


FIG 4

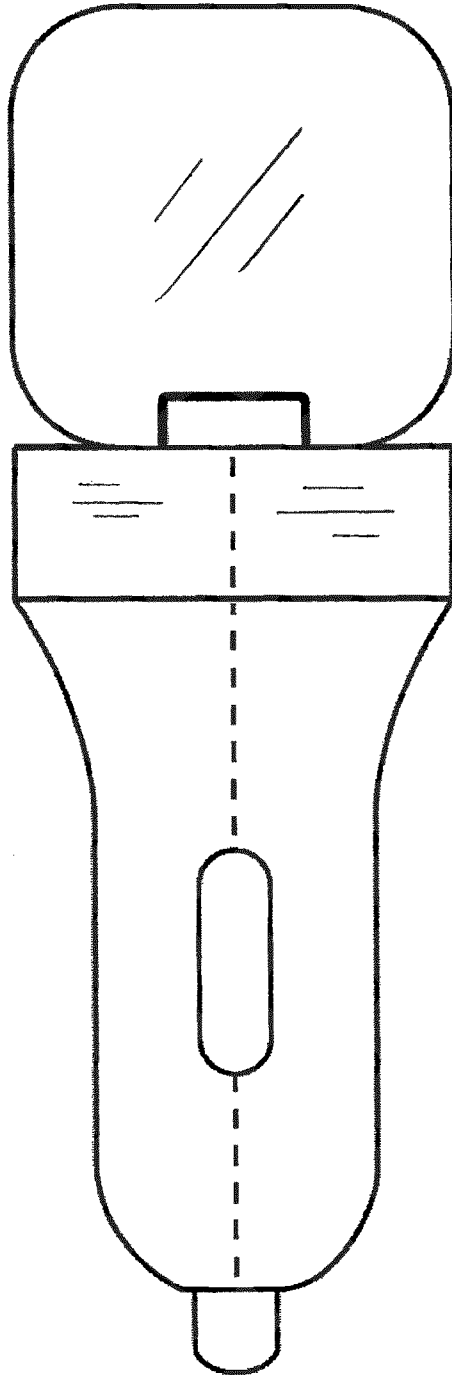


FIG 5

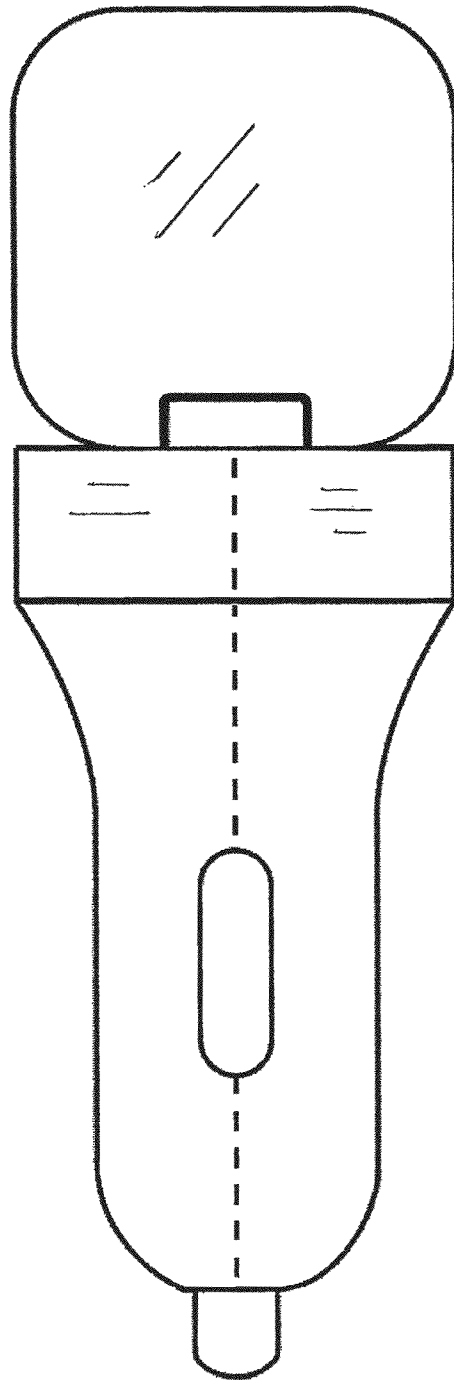


FIG 6

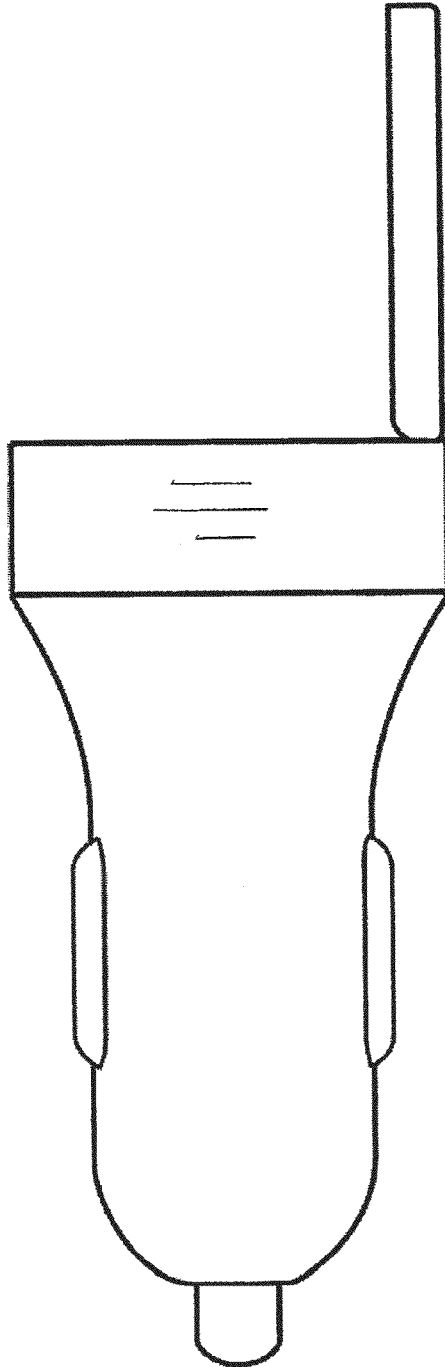


FIG 7

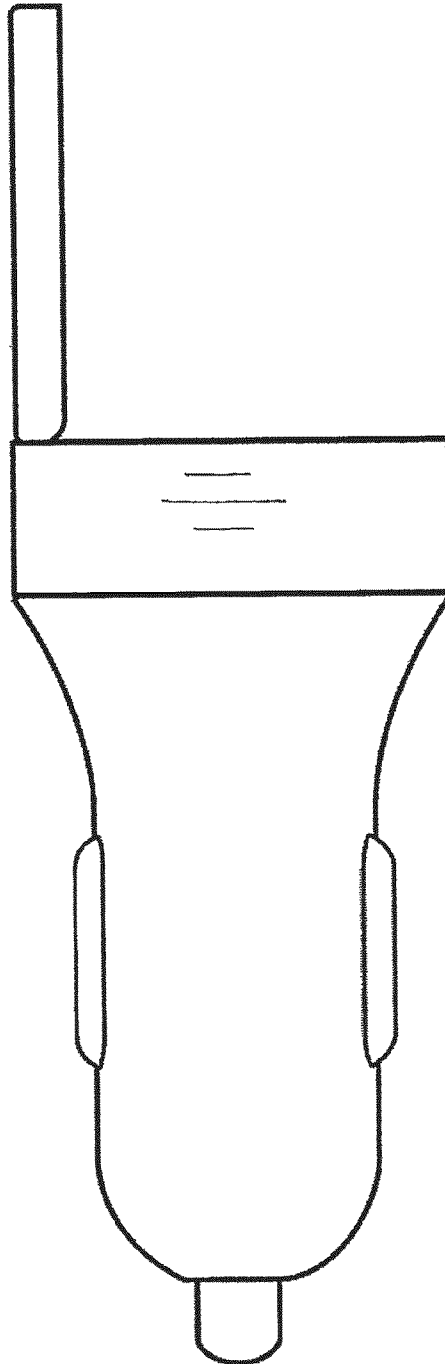


FIG 8