



US00D746706S

(12) **United States Design Patent**
Kobayakawa

(10) **Patent No.:** **US D746,706 S**

(45) **Date of Patent:** **** Jan. 5, 2016**

- (54) **HEAT STROKE INDEX METER**
- (71) Applicant: **Tanita corporation**, Itabashi-ku, Tokyo (JP)
- (72) Inventor: **Tatsutoshi Kobayakawa**, Itabashi-ku (JP)
- (73) Assignee: **TANITA CORPORATION**, Tokyo (JP)
- (**) Term: **14 Years**
- (21) Appl. No.: **29/485,734**
- (22) Filed: **Mar. 21, 2014**

- (30) **Foreign Application Priority Data**
- Nov. 15, 2013 (JP) 2013-026746
- (51) **LOC (10) Cl.** **10-04**
- (52) **U.S. Cl.**
- USPC **D10/57**
- (58) **Field of Classification Search**
- USPC D24/133; D10/57; 374/100-103, 134,
374/137-138, E17.008, E1.006, E1.011;
600/549, 474
- CPC G01J 2005/063; G01J 2005/068;
G01J 5/0843; G01J 5/0896; G01J 5/048;
G01J 5/16; G01J 5/0205; G01J 5/0003;
G01J 5/084

See application file for complete search history.

- (56) **References Cited**
- U.S. PATENT DOCUMENTS
- D362,398 S * 9/1995 Gebhardt D10/57
- D421,232 S * 2/2000 Hosey D10/57
- 8,143,567 B2 * 3/2012 Williams G01J 5/0896
250/214 AL

- FOREIGN PATENT DOCUMENTS
- JP D1531260 * 2/2015
- * cited by examiner

Primary Examiner — Wan Laymon
(74) *Attorney, Agent, or Firm* — Sughrue Mion, PLLC

- (57) **CLAIM**
- The ornamental design for a heat stroke index meter, as shown and described.

DESCRIPTION

FIG. 1 is a perspective view of a heat stroke index meter. FIG. 2 is a front elevation view thereof. FIG. 3 is a rear elevation view thereof. FIG. 4 is a left side elevation view thereof. FIG. 5 is a right side elevation view thereof. FIG. 6 is a top plan view thereof; and, FIG. 7 is a bottom plan view thereof.

1 Claim, 7 Drawing Sheets

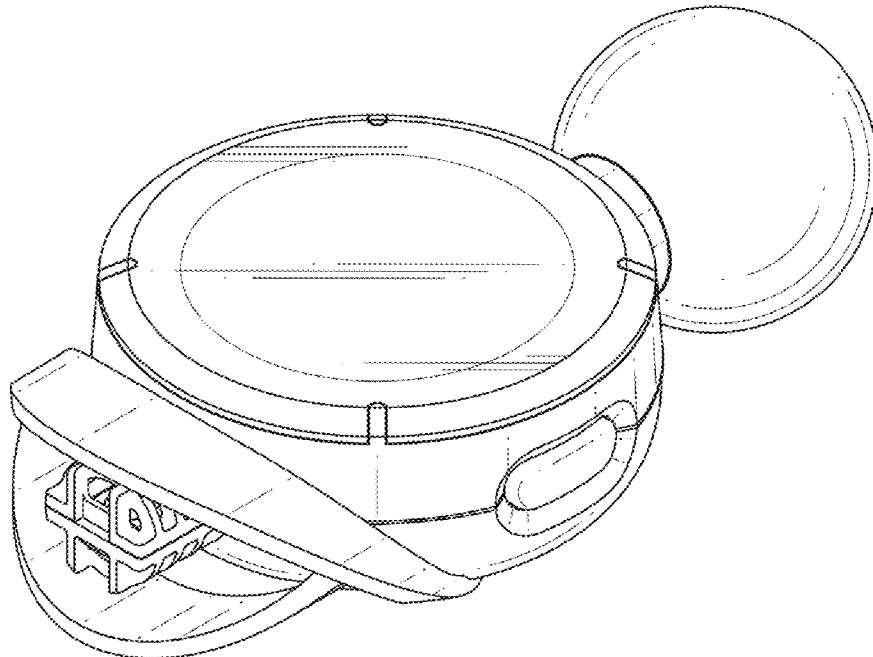


FIG. 1

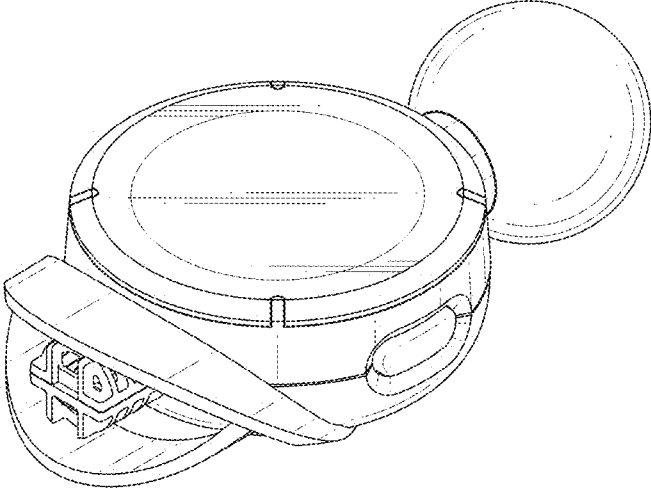


FIG. 2

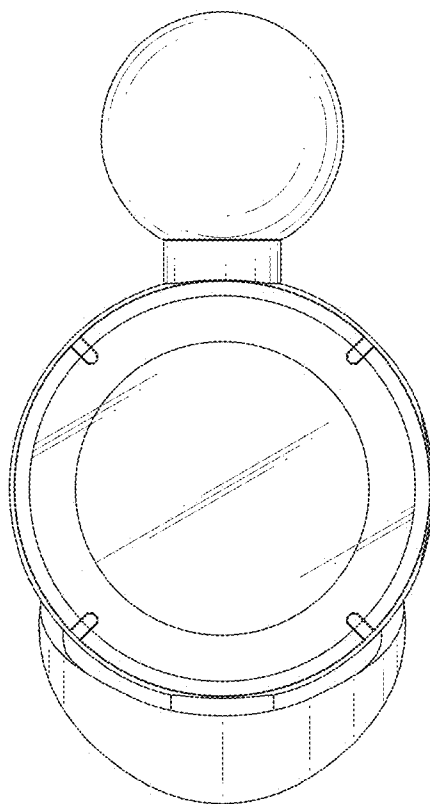


FIG. 3

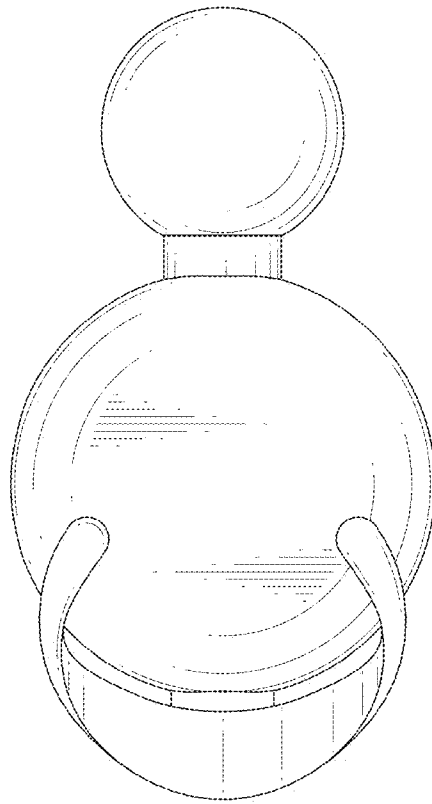


FIG. 4

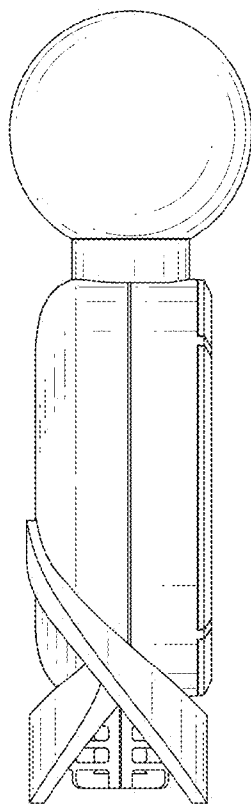


FIG. 5

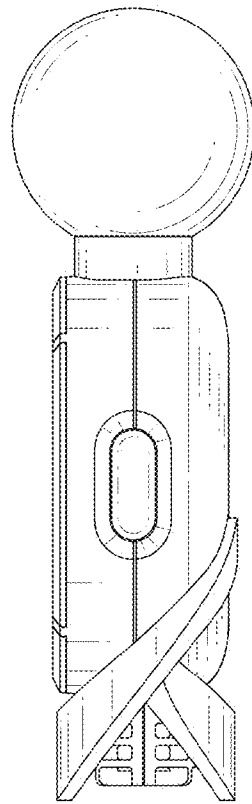


FIG. 6

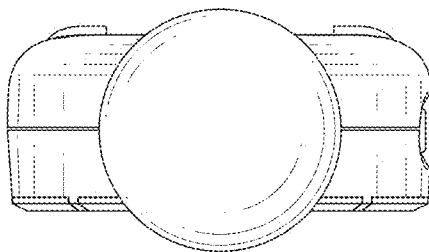


FIG. 7

