



(51) International Patent Classification:

C08F 2/48 (2006.01) C08G 65/18 (2006.01)  
C08F 2/00 (2006.01) C08L 63/00 (2006.01)  
C08F 2/50 (2006.01) G03F 7/00 (2006.01)

(21) International Application Number:

PCT/US2016/036483

(22) International Filing Date:

8 June 2016 (08.06.2016)

(25) Filing Language:

English

(26) Publication Language:

English

(30) Priority Data:

62/172,489 8 June 2015 (08.06.2015) US

(71) Applicant: DSM IP ASSETS B.V. [NL/NL]; Het Overloon 1, 6411 TE Heerlen (NL).

(72) Inventors; and

(71) Applicants : LEE, Tai Yeon [US/US]; 1048 Village Road, Crystal Lake, Illinois 60014 (US). KWISNEK, Luke [US/US]; 401 East Chicago Street, Apt. 508, Elgin, Illinois 60120 (US). JANSEN, Johan [NL/NL]; P.O.Box 4, 6100 AA Echt (NL).

(74) Agent: BUJAS, Daniel; Dsm Services Usa, 1122 St. Charles Street, Elgin, Illinois 60120 (US).

(81) Designated States (unless otherwise indicated, for every kind of national protection available):

AE, AG, AL, AM, AO, AT, AU, AZ, BA, BB, BG, BH, BN, BR, BW, BY, BZ, CA, CH, CL, CN, CO, CR, CU, CZ, DE, DK, DM, DO, DZ, EC, EE, EG, ES, FI, GB, GD, GE, GH, GM, GT, HN, HR, HU, ID, IL, IN, IR, IS, JP, KE, KG, KN, KP, KR, KZ, LA, LC, LK, LR, LS, LU, LY, MA, MD, ME, MG, MK, MN, MW, MX, MY, MZ, NA, NG, NI, NO, NZ, OM, PA, PE, PG, PH, PL, PT, QA, RO, RS, RU, RW, SA, SC, SD, SE, SG, SK, SL, SM, ST, SV, SY, TH, TJ, TM, TN, TR, TT, TZ, UA, UG, US, UZ, VC, VN, ZA, ZM, ZW.

(84) Designated States (unless otherwise indicated, for every kind of regional protection available):

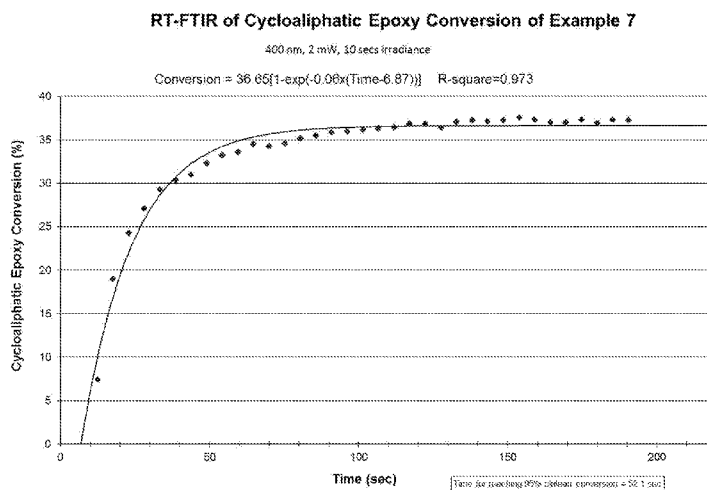
ARIPO (BW, GH, GM, KE, LR, LS, MW, MZ, NA, RW, SD, SL, ST, SZ, TZ, UG, ZM, ZW), Eurasian (AM, AZ, BY, KG, KZ, RU, TJ, TM), European (AL, AT, BE, BG, CH, CY, CZ, DE, DK, EE, ES, FI, FR, GB, GR, HR, HU, IE, IS, IT, LT, LU, LV, MC, MK, MT, NL, NO, PL, PT, RO, RS, SE, SI, SK, SM, TR), OAPI (BF, BJ, CF, CG, CI, CM, GA, GN, GQ, GW, KM, ML, MR, NE, SN, TD, TG).

Published:

— with international search report (Art. 21(3))

(54) Title: LIQUID, HYBRID UV/VIS RADIATION CURABLE RESIN COMPOSITIONS FOR ADDITIVE FABRICATION

**FIG. 11**



(57) Abstract: Liquid radiation curable compositions are disclosed which are suitable for hybrid (i.e. cationic and free-radical) polymerization when processed via additive fabrication equipment utilizing sources of actinic radiation with peak spectral intensities in the UV/vis region. Also disclosed are methods of creating three-dimensional parts via additive fabrication processes utilizing sources of actinic radiation with peak spectral intensities in the UV/vis region employing liquid radiation curable compositions suitable for hybrid polymerization, and the parts cured therefrom.



LIQUID, HYBRID UV/VIS RADIATION CURABLE RESIN COMPOSITIONS FOR  
ADDITIVE FABRICATION

Taiyeon Lee  
Luke Kwisnek  
Johan Jansen

Technical Field

The present invention relates to liquid compositions for additive fabrication processes that are hybrid-curable in the UV or visible spectra.

### Cross-reference To Related Applications

This application claims priority to U.S. Provisional Application No. 62/172489, filed 8 June 2015, which is hereby incorporated by reference in its entirety as if fully set forth herein.

### Background

**[001]** Additive fabrication processes for producing three dimensional objects are well known. Additive fabrication processes utilize computer-aided design (CAD) data of an object to build three-dimensional parts. These three-dimensional parts may be formed from liquid resins, powders, or other materials.

**[002]** A well-known, non-limiting example of an additive fabrication process is stereolithography (SL). Stereolithography is a process for rapidly producing models, prototypes, patterns, and production parts in certain applications. SL uses CAD data of an object wherein the data is transformed into thin cross-sections of a three-dimensional object. The data is loaded into a computer which controls a laser that traces a pattern of a cross section through a liquid radiation curable resin composition contained in a vat, solidifying a thin layer of the resin corresponding to the cross section. The solidified layer is recoated with resin and the laser traces another cross section to harden another layer of resin on top of the previous layer. The process is repeated layer by layer until the three-dimensional object is completed. When initially formed, the three-dimensional object is, in general, not fully cured, and is called a “green model.” Although not required, the green model may be subjected to post-curing to enhance the mechanical properties of the finished part. An example of an SL process is described in, for example, U.S. Patent No. 4,575,330.

**[003]** Lasers have traditionally served as the radiation source of choice in additive fabrication processes such as stereolithography. The use of gas lasers to cure liquid radiation curable resin compositions is well known. The delivery of laser energy in a stereolithography system can be Continuous Wave (CW) or Q-switched pulses. CW lasers provide continuous laser energy and can be used in a high speed scanning process. Historically, several types of lasers have been used in stereolithography, with peak spectral outputs ranging traditionally from 193 nm to 355 nm in wavelength, although other wavelength variants exist. The light emitted from lasers is monochromatic, that is, a high percentage of the total spectral output occurs within a very narrow wavelength range. Amongst laser-based additive manufacturing systems in the industry, those operating at a peak spectral output of 355nm have become most prevalent.

**[004]** Laser-based systems, particularly those operating at a peak spectral output of at or near 355nm, are not without their drawbacks, however. The significant power output of such laser-based systems sometimes generates excessive heat at the point of irradiation which may be detrimental to the resin. Further, the use of a laser at any wavelength requires scanning point-by-point on the resin surface, a process which can be particularly time-consuming when the cross-sectional pattern to be cured is large or complex. Also, 355nm laser-based systems are expensive and are associated with high maintenance costs and energy consumption.

**[005]** To combat some of the drawbacks associated with laser-based systems, other additive fabrication systems have begun to utilize image projection technology as the source of actinic radiation. One example of this is Liquid Crystal Display (LCD), a technology that is well-known in other industries such as the manufacture of television sets and computer monitors. Another non-limiting example was developed by Texas Instruments called Digital Light Processing (DLP<sup>®</sup>). DLP systems selectively transfer light from an input source and project that light in a desired output pattern or mask using pixel-representative microscopic mirrors that are controlled by and affixed to a microchip known as a Digital Micromirror Device (DMD). DLP technology was developed to be used in image projection systems as an alternative display system to LCD-based technology. The exceptional image sharpness, brightness, and uniformity associated with DLP systems lends it well to additive fabrication wherein image resolution and precision is critical, as the boundaries of the light projected ultimately define that of the three-dimensional object to be cured and created. Furthermore, image projection systems such as LCD and DLP provide a theoretical speed advantage in that they enable an entire cross-sectional layer to be exposed and cured simultaneously. Furthermore, wherein the required cure time in laser-based systems is directly proportional to the complexity of the cross-section to be scanned, image projection systems are said to be cross-section independent, meaning the exposure time of a given layer does not change with increasing shape complexity of any given layer. This makes them particularly well-suited for parts created via additive fabrication with complex and detailed geometries.

**[006]** DLP and LCD are not alternative methods of producing light itself; rather they provide a way of processing the light emanating from existing light sources into a more desirable pattern. Thus, coupled input light sources are also still needed. Although the light input to an image projection system may be from any source, including traditional lamps or even lasers, more commonly the input light is collimated from one or more light emitting diodes (LEDs).

**[007]** LEDs are semiconductor devices which utilize the phenomenon of electroluminescence to generate light. At present, LED light sources for additive fabrication systems currently emit light

at wavelengths between 300 and 475 nm, with 365 nm, 375nm, 395 nm, 401 nm, 405 nm, and 420 nm being common peak spectral outputs. See textbook, “Light-Emitting Diodes” by E. Fred Schubert, 2<sup>nd</sup> Edition, © E. Fred Schubert 2006, published by Cambridge University Press, for a more in-depth discussion of LED light sources. LEDs provide the advantage that they theoretically operate at close to peak efficiency for a longer duration than other light sources. Furthermore, they are typically more energy efficient and inexpensive to maintain, resulting in a lower initial and ongoing cost of ownership than versus laser-based optics systems.

**[008]** Therefore, various additive fabrication systems have employed one of the following non-limiting examples of optics configurations: (1) laser only, (2) laser/DLP, (3) LED only, (4) LED/DLP, or (5) LED/LCD. Systems not utilizing DLP technology may also incorporate other collimating or focusing lenses/mirrors to selectively direct the light onto the liquid resin.

**[009]** Recently, newer additive fabrication systems – regardless of the optics configuration – have begun to more frequently employ light sources that emit radiation at wavelengths greater than the traditional output at 355nm. Others have shifted away from monochromatic light sources, opting instead for those which emit light possessing a wider spectral output distribution. Thus, such newer systems incorporating laser/DLP-, LED-, LED/DLP-, or LED/LCD- based optics configurations have begun operate at peak spectral outputs of a longer wavelength and with wider spectral distributions than was previously common. The wavelengths employed therein have shifted away from 355nm towards the direction of the visible spectrum, with some even possessing a peak spectral output into the visible range. Such longer wavelengths (i.e. from 375nm to 500nm) are heretofore referred to as “UV/vis”.

**[010]** Some non-limiting reasons commonly cited for the current trend towards the increasing use of optics in the UV/vis region are: (1) the reduced cost (both initial and maintenance costs) of light sources that operate in the UV/vis range, as well as (2) the fact that UV/vis light sources emit radiation at lower energies than light sources emitting deeper into the UV region, and, all else being equal, are less damaging to human tissue. This makes them less harmful upon accidental exposure than those operating deeper into the UV region. As the popularity of additive manufacturing continues to grow amongst the consumer, “prosumer”, and industrial market segments, the need for additive fabrication systems employing lower-cost, less dangerous sources of actinic radiation with which to cure liquid photopolymers will become increasingly important.

**[011]** The benefits of the utilization of a UV/vis light source / optics system are not without notable tradeoffs, however. To date, the largest drawback is the relatively increased difficulty with which to develop suitable photopolymers for systems utilizing UV/vis optics. One of the primary

reasons for this is that in addition to the natural phenomenon of reduced energy of light at longer wavelengths, the intensity of commercial light sources also typically decreases as the wavelength of the peak spectral output increases. Thus, whereas the traditional 355nm laser-based lights systems might impart an irradiance of  $1500 \text{ W/cm}^2$  at the surface of a resin, commercial systems operating at around 400 nm are known to impart an irradiance of roughly only around  $1/1000^{\text{th}}$  of that value the surface of a resin. In fact, the irradiance at the resin surface imparted by the UV/vis optics on existing 365 nm or 405 nm DLP-based commercial additive fabrication systems can be as low as  $0.1 \text{ W/cm}^2$  or even  $0.0002 \text{ W/cm}^2$  for some more economical desktop units. These relatively reduced radiation energies / intensities make it more difficult for photopolymerization reactions to occur in the radiation-curable resins via such UV/vis optics unless exposure times become prohibitively long. This in turn increases part build times significantly, such that the theoretical speed advantage of photomasking display systems is negated. Furthermore, fewer photoinitiating systems – in particular cationic photoinitiating systems – exist on the market for promoting photopolymerization at such longer UV/vis wavelengths.

**[012]** The aforementioned challenges have resulted in a limited number of photopolymers being made available for the modern optics systems operating in the UV/vis region, relative to the variety of options available for systems operating deeper into the UV region, such as 355nm laser-based systems.

**[013]** Radically-polymerizable resins are known to exist for systems employing UV/vis optics. Such resins generally consist of one or more (meth)acrylate compounds (or other free-radical polymerizable organic compounds) along with a free-radical photoinitiator for radical generation. U.S. Pat. No. 5,418,112 describes one such radical-curable system. Although radically-polymerizable resins will readily cure under even the relatively lower energy and lower intensity afforded by UV/vis optics, they are not suitable for all additive fabrication applications. First, (meth)acrylate based resins considered suitable for additive fabrication processes have traditionally produced cured parts with insufficient mechanical properties to be incorporated into many end-use applications. Therefore, they produce parts which are typically not robust enough for non-prototyping applications. Also, such resins typically exhibit problems of deformation, such as production of warped or malformed parts, because of residual strain due to the differential shrinkage during curing. Such problems are exacerbated on larger-platform additive fabrication machines, wherein the cumulative differential shrinkage effect amplifies part warping or malformation as cured objects become larger. These problems of deformation can be partially rectified through software which accounts for known shrinkage rates by modifying the CAD file from which a solid

three-dimensional part is generated. However, software corrections are insufficient to completely compensate for deformation in parts which have intricate and complicated shapes, or require a strict dimensional tolerance across long distances.

**[014]** Another well-known type of resin suitable for use in additive fabrication systems is a “hybrid” curable resin, or one that comprises: (1) epoxies, oxetanes, or other types of cationically polymerizable compounds; (2) one or more cationic photoinitiators; (3) acrylate resins or other types of free radical polymerizable compounds; and (4) one or more free radical photoinitiators. Examples of such hybrid curable systems are described in, for example, U.S. Pat. No. 5,434,196. Such resins have long-been known to result in cured parts produced via additive fabrication processes with superior mechanical properties relative to all-acrylate based resins. Furthermore, hybrid curable systems are superior to all-acrylate systems in that they suffer less from the differential shrinkage problems that have long-plagued all-acrylate systems.

**[015]** However, because the ring-opening process of cationic polymerization generally occurs more slowly and requires more activation energy than free radical polymerization, it is inherently more difficult to ensure that such formulations for additive fabrication applications adequately cure, or successfully “build” a three dimensional object. And even if curing does at least partially occur after the hybrid-curable resin is subjected to actinic radiation, the green model produced therefrom possesses insufficient mechanical strength (or “green strength”) as measured by, for example, modulus of elasticity or fracture strength, to be used in many additive manufacturing applications. Such problems are significantly exacerbated by UV/vis optics that emit radiation at lower energies and intensities than conventional systems.

**[016]** Because of limitations with regards to cationic polymerization, heretofore, no known hybrid liquid radiation curable resin for additive fabrication exists that is commercially suitable for use in more modern additive fabrication systems employing UV/vis optics. Furthermore, no liquid radiation curable resins for additive fabrication exists – hybrid curable or otherwise – that is suitable for additive fabrication systems employing UV/vis optics and also is simultaneously both (1) sufficiently fast-curing and (2) able to impart sufficient mechanical strength and resistance to shrinkage deformation into the three dimensional parts that they are cured therefrom.

**[017]** From the foregoing, it is evident that a heretofore unmet need exists to provide hybrid curable, liquid radiation resin compositions that are suitable for use in additive fabrication systems employing UV/vis optics that can produce three-dimensional parts with mechanical properties at least comparable to existing hybrid-curable materials designed for traditional, laser-based 355nm systems.

### Brief Summary

**[018]** The first aspect of the invention is a liquid radiation UV/vis curable composition for additive fabrication comprising a cationically curable constituent which further contains a cycloaliphatic epoxy component that undergoes cationic polymerization; at least one free-radically curable constituent that undergoes free-radical polymerization; a cationic photoinitiator; and a free-radical photoinitiator; wherein after the liquid radiation UV/vis curable composition is exposed to UV/vis optics emitting radiation with a peak spectral output at 400nm and an irradiance at a surface of the liquid radiation UV/vis curable composition of at least  $2\text{mW}/\text{cm}^2$  for at least 10 seconds, the cycloaliphatic epoxy component achieves a  $T_{95}$  value of at less than or equal to about 70 seconds; and a plateau conversion of at least about 20%.

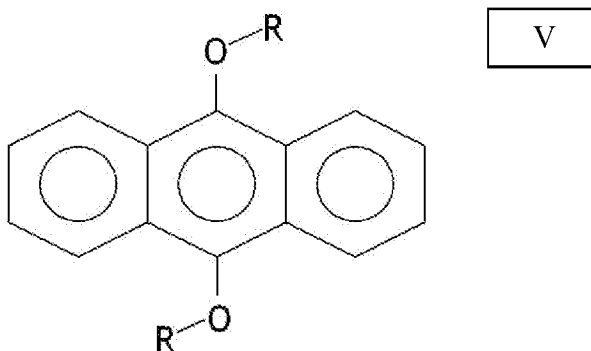
**[019]** A first aspect of the invention is a liquid UV/vis radiation curable composition for additive fabrication comprising a cationically curable constituent which undergoes a cationic polymerization, the cationically curable constituent further comprising a cycloaliphatic epoxy component and an oxetane component; a free-radically curable constituent that undergoes a free-radical polymerization; and a photoinitiating package further comprising a cationic photoinitiator; a vinyl ether diluent monomer; and a free-radical photoinitiator; wherein when the liquid UV/vis radiation curable composition is exposed to UV/vis optics emitting radiation with a peak spectral output at 400nm and an irradiance at a surface of the liquid UV/vis radiation curable composition of  $2\text{mW}/\text{cm}^2$  for 10 seconds, the cycloaliphatic epoxy component achieves the following: (i) a  $T_{95}$  value of at less than or equal to about 70 seconds, more preferably less than or equal to about 55 seconds, more preferably less than or equal to about 53 seconds, more preferably less than or equal to about 50 seconds; and (ii) a plateau conversion of at least about 20%, more preferably at least about 30%; more preferably at least about 36%, more preferably at least about 43%; and the oxetane component achieves the following: (i) a  $T_{95}$  value of at less than or equal to about 50 seconds, more preferably less than about 42 seconds, more preferably less than about 34 seconds, more preferably less than about 23 seconds; and (ii) a plateau conversion of at least about 29%, more preferably at least about 34%, more preferably at least about 50%, more preferably at least about 59%.

**[020]** The second aspect of the invention is a liquid radiation curable composition for additive fabrication comprising: (a) a cationically polymerizable component; (b) an iodonium salt cationic photoinitiator; (c) a photosensitizer for photosensitizing component (b); (d) a reductant for reducing component (b); (e) a free-radically polymerizable component; and optionally, (f) a free-radical photoinitiator; wherein the composition is curable by UV/vis optics imparting a dose of  $20\text{mJ}/\text{cm}^2$  and emitting radiation at a peak spectral intensity from about 375nm to about 500nm, more

preferably from about 380nm to about 450nm, more preferably from about 390 nm to about 425 nm, more preferably from about 395 nm to about 410 nm.

**[021]** A second aspect of the invention is a liquid radiation curable composition for additive fabrication comprising: a cationically polymerizable component; an iodonium salt cationic photoinitiator; a photosensitizer for photosensitizing the iodonium salt cationic photoinitiator; a first reductant for reducing the iodonium salt cationic photoinitiator; a free-radically polymerizable component; optionally, a free-radical photoinitiator; and a second reductant for reducing the iodonium salt cationic photoinitiator possessing an electron-donating substituent attached to a vinyl group; wherein the composition is curable by UV/vis optics imparting a dose of  $20\text{mJ}/\text{cm}^2$  and emitting radiation at a peak spectral intensity from about 375nm to about 500nm, more preferably from about 380nm to about 450nm, more preferably from about 390 nm to about 425 nm, more preferably from about 395 nm to about 410 nm.

**[022]** A third aspect of the invention is a liquid radiation curable composition for additive fabrication comprising from about 30 wt.% to about 80 wt.% of at least one cationically polymerizable component further comprising a cycloaliphatic epoxide and an oxetane; from about 1 wt.% to about 8 wt.% of a sulfonium salt cationic photoinitiator that possesses an absorbance of less than 0.01 at 400nm; from about 0.5 wt.% to about 3 wt.% of a compound according to the following formula (V) :



wherein R contains an aliphatic chain from  $\text{C}_1\text{-C}_{20}$ ; a free-radically polymerizable component; and a diphenyl(2,4,6-trimethylbenzoyl)phosphine oxide free-radical photoinitiator; wherein the composition is curable by UV/vis optics imparting a dose of  $20\text{mJ}/\text{cm}^2$  and emitting radiation at a peak spectral intensity from about 375nm to about 500nm, more preferably from about 380nm to about 450nm, more preferably from about 390 nm to about 425 nm.

**[023]** A fourth aspect of the invention is a method of forming a three-dimensional article via an additive fabrication system utilizing UV/vis optics, the method comprising: (1) providing the liquid radiation curable composition for additive fabrication of any of the first, second, or third aspect of the invention; (2) establishing a first liquid layer of the liquid radiation curable resin; (3) exposing the first liquid layer imagewise to actinic radiation via a UV/vis optics configuration to form an imaged cross-section, thereby forming a first cured layer; (4) forming a new layer of liquid radiation curable resin in contact with the first cured layer; (5) exposing said new layer imagewise to actinic radiation to form an additional imaged cross-section; and (6) repeating steps (4) and (5) a sufficient number of times in order to build up a three-dimensional article; wherein the UV/vis optics emit radiation at a peak spectral intensity from about 375nm to about 500nm, more preferably from about 380nm to about 450nm, more preferably from about 395 nm to about 410 nm.

**[024]** A fifth aspect of the invention is the three-dimensional part formed by the process according to the fourth aspect of the invention using the liquid radiation curable composition of any of the first, second, or third aspects of the invention.

#### Brief Description of the Drawings

**[025]** Figure 1 is a plot depicting the RT-FTIR (under a 365nm cure condition) of cycloaliphatic epoxide conversion of Plastcure ABS 3650, a commercially available liquid hybrid radiation curable composition for additive fabrication that is designed to be suitable for additive fabrication machines operating with a peak spectral intensity at 365nm.

**[026]** Figure 2 is a plot depicting the RT-FTIR (under a 365nm cure condition) of oxetane conversion of Plastcure ABS 3650.

**[027]** Figure 3 is a plot depicting the RT-FTIR (under a 400 nm cure condition) of cycloaliphatic epoxide conversion of a liquid hybrid radiation curable composition for additive fabrication employing a photoinitiating package that uses a photoinitiator claimed to be useful for 400 nm wavelengths.

**[028]** Figure 4 is a plot depicting the RT-FTIR (under a 400 nm cure condition) of oxetane conversion of a liquid hybrid radiation curable composition for additive fabrication employing a photoinitiating package that uses a photoinitiator claimed to be useful for 400 nm wavelengths.

**[029]** Figure 5 is a plot depicting the RT-FTIR (under a 365nm cure condition) of cycloaliphatic epoxide conversion of a liquid hybrid radiation curable composition for additive

fabrication employing a photoinitiating package that is designed to be suitable for additive fabrication machines operating with a peak spectral intensity at 365nm.

**[030]** Figure 6 is a plot depicting the RT-FTIR (under a 365nm cure condition) of oxetane conversion of a liquid hybrid radiation curable composition for additive fabrication employing a photoinitiating package that has is designed to be suitable for additive fabrication machines operating with a peak spectral intensity at 365nm.

**[031]** Figures 7, 9, 11, and 13 are plots depicting the RT-FTIR (under a 400nm cure condition) of cycloaliphatic epoxide conversion of a liquid hybrid radiation curable composition for additive fabrication according to the present invention.

**[032]** Figures 8, 10, 12, and 14 are plots depicting the RT-FTIR (under a 400nm cure condition) of oxetane conversion of a liquid hybrid radiation curable composition for additive fabrication according to the present invention.

#### Detailed Description

**[033]** Throughout this document, “UV/vis” is defined as the region of the electromagnetic spectrum from 375 nanometers (nm) to 500 nanometers (nm).

**[034]** Accordingly, throughout this document “UV/vis optics” is defined as any electrical, mechanical, or electro-mechanical system which generates and directs/displays actinic radiation that operates at a peak spectral intensity of between 375nm to 500nm. Specific non-limiting examples of UV/vis optics include lasers, LEDs, one or more LEDs coupled to a DLP display system, one or more LEDs which are coupled to a LCD display system, lasers coupled to a DLP display system, and lasers coupled to a LCD display system.

**[035]** A first embodiment of the invention is a liquid UV/vis radiation curable composition for additive fabrication comprising:

a cationically curable constituent which undergoes a cationic polymerization, the cationically curable constituent further comprising a cycloaliphatic epoxy component and an oxetane component;

a free-radically curable constituent that undergoes a free-radical polymerization; and  
a photoinitiating package further comprising

a cationic photoinitiator; a  
vinyl ether diluent monomer; and  
a free-radical photoinitiator;

wherein when the liquid UV/vis radiation curable composition is exposed to UV/vis optics emitting radiation with a peak spectral output at 400nm and an irradiance at a surface of the liquid UV/vis radiation curable composition of  $2\text{mW}/\text{cm}^2$  for 10 seconds,

the cycloaliphatic epoxy component achieves the following:

- i. a  $T_{95}$  value of at less than or equal to about 70 seconds, more preferably less than or equal to about 55 seconds, more preferably less than or equal to about 53 seconds, more preferably less than or equal to about 50 seconds; and
- ii. a plateau conversion of at least about 20%, more preferably at least about 30%; more preferably at least about 36%, more preferably at least about 43%; and

the oxetane component achieves the following:

- i. a  $T_{95}$  value of at less than or equal to about 50 seconds, more preferably less than about 42 seconds, more preferably less than about 34 seconds, more preferably less than about 23 seconds; and
- ii. a plateau conversion of at least about 29%, more preferably at least about 34%, more preferably at least about 50%, more preferably at least about 59%.

#### *Cationically Curable Constituent*

**[036]** In accordance with an embodiment, the liquid radiation curable resins for additive fabrication of the invention comprise at least one cationically polymerizable component; that is a component which undergoes polymerization initiated by cations or in the presence of acid generators. The cationically polymerizable components may be monomers, oligomers, and/or polymers, and may contain aliphatic, aromatic, cycloaliphatic, arylaliphatic, heterocyclic moiety(ies), and any combination thereof. Preferably, the cationically polymerizable component includes at least one cycloaliphatic compound. Suitable cyclic ether compounds can comprise cyclic ether groups as side groups or groups that form part of an alicyclic or heterocyclic ring system.

**[037]** The cationic polymerizable component is selected from the group consisting of cyclic ether compounds, cyclic acetal compounds, cyclic thioethers compounds, spiro-orthoester compounds, cyclic lactone compounds, and any combination thereof.

**[038]** Suitable cationically polymerizable components include cyclic ether compounds such as epoxy compounds and oxetanes, cyclic lactone compounds, cyclic acetal compounds, cyclic thioether compounds, and spiro-orthoester compounds. Specific examples of cationically

polymerizable components include bisphenol A diglycidyl ether, bisphenol F diglycidyl ether, bisphenol S diglycidyl ether, brominated bisphenol A diglycidyl ether, brominated bisphenol F diglycidyl ether, brominated bisphenol S diglycidyl ether, epoxy novolac resins, hydrogenated bisphenol A diglycidyl ether, hydrogenated bisphenol F diglycidyl ether, hydrogenated bisphenol S diglycidyl ether, 3,4-epoxycyclohexylmethyl-3',4'-epoxycyclohexanecarboxylate, 2-(3,4-epoxycyclohexyl-5,5-spiro-3,4-epoxy)-cyclohexane-1,4-dioxane, bis(3,4-epoxycyclohexylmethyl)adipate, vinylcyclohexene oxide, 4-vinylepoxy cyclohexane, vinylcyclohexene dioxide, limonene oxide, limonene dioxide, bis(3,4-epoxy-6-methylcyclohexylmethyl)adipate, 3,4-epoxy-6-methylcyclohexyl-3',4'-epoxy-6'-methylcyclohexanecarboxylate,  $\epsilon$ -caprolactone-modified 3,4-epoxycyclohexylmethyl-3',4'-epoxycyclohexane carboxylates, trimethylcaprolactone-modified 3,4-epoxycyclohexylmethyl-3',4'-epoxycyclohexane carboxylates,  $\beta$ -methyl- $\delta$ -valerolactone-modified 3,4-epoxycyclohexylmethyl-3',4'-epoxycyclohexane carboxylates, methylenebis(3,4-epoxycyclohexane), bicyclohexyl-3,3'-epoxide, bis(3,4-epoxycyclohexyl) with a linkage of -O-, -S-, -SO-, -SO<sub>2</sub>-, -C(CH<sub>3</sub>)<sub>2</sub>-, -CBr<sub>2</sub>-, -C(CBr<sub>3</sub>)<sub>2</sub>-, -C(CF<sub>3</sub>)<sub>2</sub>-, -C(CCl<sub>3</sub>)<sub>2</sub>-, or -CH(C<sub>6</sub>H<sub>5</sub>)-, dicyclopentadiene diepoxide, di(3,4-epoxycyclohexylmethyl) ether of ethylene glycol, ethylenebis(3,4-epoxycyclohexanecarboxylate), epoxyhexahydrodioctylphthalate, epoxyhexahydro-di-2-ethylhexyl phthalate, 1,4-butanediol diglycidyl ether, 1,6-hexanediol diglycidyl ether, neopentylglycol diglycidyl ether, glycerol triglycidyl ether, trimethylolpropane triglycidyl ether, polyethylene glycol diglycidyl ether, polypropylene glycol diglycidyl ether, diglycidyl esters of aliphatic long-chain dibasic acids, monoglycidyl ethers of aliphatic higher alcohols, monoglycidyl ethers of phenol, cresol, butyl phenol, or polyether alcohols obtained by the addition of alkylene oxide to these compounds, glycidyl esters of higher fatty acids, epoxidated soybean oil, epoxybutylstearic acid, epoxyoctylstearic acid, epoxidated linseed oil, epoxidated polybutadiene, 1,4-bis[(3-ethyl-3-oxetanylmethoxy)methyl]benzene, 3-ethyl-3-hydroxymethyloxetane, 3-ethyl-3-(3-hydroxypropyl)oxymethyloxetane, 3-ethyl-3-(4-hydroxybutyl)oxymethyloxetane, 3-ethyl-3-(5-hydroxypentyl)oxymethyloxetane, 3-ethyl-3-phenoxyoxymethyloxetane, bis((1-ethyl(3-oxetanyl)methyl)ether, 3-ethyl-3-((2-ethylhexyloxy)methyl)oxetane, 3-ethyl-((triethoxysilylpropoxymethyl)oxetane, 3-(meth)allyloxymethyl-3-ethyloxetane, 3-hydroxymethyl-3-ethyloxetane, (3-ethyl-3-oxetanylmethoxy)methylbenzene, 4-fluoro-[1-(3-ethyl-3-oxetanylmethoxy)methyl]benzene, 4-methoxy-[1-(3-ethyl-3-oxetanylmethoxy)methyl]-benzene, [1-(3-ethyl-3-oxetanylmethoxy)ethyl]phenyl ether, isobutoxymethyl(3-ethyl-3-oxetanylmethyl)ether, 2-ethylhexyl(3-ethyl-3-oxetanylmethyl)ether, ethyldiethylene glycol(3-ethyl-3-

oxetanylmethyl)ether, dicyclopentadiene (3-ethyl-3-oxetanylmethyl)ether, dicyclopentenyl(3-ethyl-3-oxetanylmethyl)ether, dicyclopentenyl(3-ethyl-3-oxetanylmethyl)ether, tetrahydrofurfuryl(3-ethyl-3-oxetanylmethyl)ether, 2-hydroxyethyl(3-ethyl-3-oxetanylmethyl)ether, 2-hydroxypropyl(3-ethyl-3-oxetanylmethyl)ether, and any combination thereof.

**[039]** The cationically polymerizable component may optionally also contain polyfunctional materials including dendritic polymers such as dendrimers, linear dendritic polymers, dendrigraft polymers, hyperbranched polymers, star branched polymers, and hypergraft polymers with epoxy or oxetane functional groups. The dendritic polymers may contain one type of polymerizable functional group or different types of polymerizable functional groups, for example, epoxy and oxetane functions.

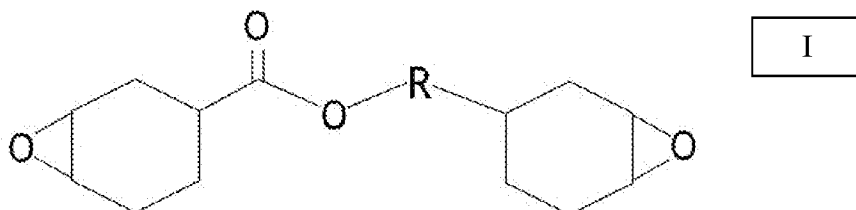
**[040]** In an embodiment, the composition of the present invention also comprises one or more mono or poly glycidylethers of aliphatic alcohols, aliphatic polyols, polyesterpolyols or polyetherpolyols. Examples of preferred components include 1,4-butanedioldiglycidylether, glycidylethers of polyoxyethylene and polyoxypropylene glycols and triols of molecular weights from about 200 to about 10,000; glycidylethers of polytetramethylene glycol or poly(oxyethylene-oxybutylene) random or block copolymers. In a specific embodiment, the cationically polymerizable component comprises a polyfunctional glycidylether that lacks a cyclohexane ring in the molecule. In another specific embodiment, the cationically polymerizable component includes a neopentyl glycol diglycidyl ether. In another specific embodiment, the cationically polymerizable component includes a 1,4 cyclohexanedimethanol diglycidyl ether.

**[041]** Examples of commercially available preferred polyfunctional glycidylethers are Erisys™ GE 22 (Erisys™ products are available from Emerald Performance Materials™), Heloxy™ 48, Heloxy™ 67, Heloxy™ 68, Heloxy™ 107 (Heloxy™ modifiers are available from Momentive Specialty Chemicals), and Grilonit® F713. Examples of commercially available preferred monofunctional glycidylethers are Heloxy™ 71, Heloxy™ 505, Heloxy™ 7, Heloxy™ 8, and Heloxy™ 61.

**[042]** In an embodiment, the epoxide is 3,4-epoxycyclohexylmethyl-3',4'-epoxycyclohexanecarboxylate (available as CELLOXIDE™ 2021P from Daicel Chemical, or as CYRACURE™ UVR-6105 from Dow Chemical), hydrogenated bisphenol A-epichlorohydrin based epoxy resin (available as EPON™ 1510 from Momentive), 1,4-cyclohexanedimethanol diglycidyl ether (available as HELOXY™ 107 from Momentive), a hydrogenated bisphenol A

diglycidyl ether (available as EPON™ 825 from Momentive) a mixture of dicyclohexyl diepoxide and nanosilica (available as NANOPOX™), and any combination thereof.

**[043]** In a specific embodiment, the cationic polymerizable component includes a cycloaliphatic epoxy, for example, a cycloaliphatic epoxy with 2 or more than 2 epoxy groups according to the following formula I:

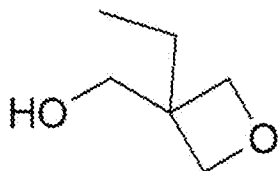


wherein R is a carbon atom, an ester-containing C<sub>1</sub>-C<sub>10</sub> aliphatic chain, or a C<sub>1</sub>-C<sub>10</sub> alkyl chain.

**[044]** In another specific embodiment, the cationic polymerizable component includes an epoxy having an aromatic or aliphatic glycidyl ether group with 2 (difunctional) or more than 2 (polyfunctional) epoxy groups.

**[045]** The above-mentioned cationically polymerizable compounds can be used singly or in combination of two or more thereof. In embodiments of the invention, the cationic polymerizable component further comprises at least two different epoxy components.

**[046]** In other embodiments of the invention, the cationic polymerizable component also comprises an oxetane component. In a specific embodiment, the cationic polymerizable component includes an oxetane, for example, an oxetane containing 1, 2 or more than 2 oxetane groups. In another embodiment, the oxetane employed is monofunctional, and additionally possesses a hydroxyl group. According to an embodiment, the oxetane possesses the following structure:



**[047]** If utilized in the composition, the oxetane component is present in a suitable amount from about 5 to about 50 wt% of the resin composition. In another embodiment, the oxetane component is present in an amount from about 10 to about 25 wt% of the resin composition, and in yet another embodiment, the oxetane component is present in an amount from 20 to about 30 wt% of the resin composition.

**[048]** The liquid radiation curable resin for additive fabrication can therefore include suitable amounts of the cationic polymerizable component, for example, in certain embodiments, in an amount from about 10 to about 80% by weight of the resin composition, in further embodiments from about 20 to about 70 wt% of the resin composition, and in further embodiments from about 25 to about 65 wt% of the resin composition, in further preferred embodiments from about 30 to about 80 wt%, more preferably from about 50 to about 85 wt% of the resin composition

*Free-Radically Polymerizable Compounds*

**[049]** In accordance with an embodiment of the invention, the liquid radiation curable resin for additive fabrication of the invention comprises at least one free-radical polymerizable component, that is, a component which undergoes polymerization initiated by free radicals. The free-radical polymerizable components are monomers, oligomers, and/or polymers; they are monofunctional or polyfunctional materials, i.e., have 1, 2, 3, 4, 5, 6, 7, 8, 9, 10...20...30...40...50...100, or more functional groups that can polymerize by free radical initiation, may contain aliphatic, aromatic, cycloaliphatic, arylaliphatic, heterocyclic moiety(ies), or any combination thereof. Examples of polyfunctional materials include dendritic polymers such as dendrimers, linear dendritic polymers, dendrigraft polymers, hyperbranched polymers, star branched polymers, and hypergraft polymers; see, e.g., US 2009/0093564 A1. The dendritic polymers may contain one type of polymerizable functional group or different types of polymerizable functional groups, for example, acrylates and methacrylate functions.

**[050]** Examples of free-radical polymerizable components include acrylates and methacrylates such as isobornyl (meth)acrylate, bornyl (meth)acrylate, tricyclodecanyl (meth)acrylate, dicyclopentanyl (meth)acrylate, dicyclopentenyl (meth)acrylate, cyclohexyl (meth)acrylate, benzyl (meth)acrylate, 4-butylcyclohexyl (meth)acrylate, acryloyl morpholine, (meth)acrylic acid, 2-hydroxyethyl (meth)acrylate, 2-hydroxypropyl (meth)acrylate, 2-hydroxybutyl (meth)acrylate, methyl (meth)acrylate, ethyl (meth)acrylate, propyl (meth)acrylate, isopropyl (meth)acrylate, butyl (meth)acrylate, amyl (meth)acrylate, isobutyl (meth)acrylate, t-butyl (meth)acrylate, pentyl (meth)acrylate, caprolactone acrylate, isoamyl (meth)acrylate, hexyl (meth)acrylate, heptyl (meth)acrylate, octyl (meth)acrylate, isooctyl (meth)acrylate, 2-ethylhexyl (meth)acrylate, nonyl (meth)acrylate, decyl (meth)acrylate, isodecyl (meth)acrylate, tridecyl (meth)acrylate, undecyl (meth)acrylate, lauryl (meth)acrylate, stearyl (meth)acrylate, isostearyl (meth)acrylate, tetrahydrofurfuryl (meth)acrylate, butoxyethyl (meth)acrylate, ethoxydiethylene glycol (meth)acrylate, benzyl (meth)acrylate, phenoxyethyl (meth)acrylate, polyethylene glycol

mono(meth)acrylate, polypropylene glycol mono(meth)acrylate, methoxyethylene glycol (meth)acrylate, ethoxyethyl (meth)acrylate, methoxypolyethylene glycol (meth)acrylate, methoxypolypropylene glycol (meth)acrylate, diacetone (meth)acrylamide, beta-carboxyethyl (meth)acrylate, phthalic acid (meth)acrylate, dimethylaminoethyl (meth)acrylate, diethylaminoethyl (meth)acrylate, butylcarbamyethyl (meth)acrylate, n-isopropyl (meth)acrylamide fluorinated (meth)acrylate, 7-amino-3,7-dimethyloctyl (meth)acrylate.

**[051]** Examples of polyfunctional free-radical polymerizable components include those with (meth)acryloyl groups such as trimethylolpropane tri(meth)acrylate, pentaerythritol (meth)acrylate, ethylene glycol di(meth)acrylate, bisphenol A diglycidyl ether di(meth)acrylate, dicyclopentadiene dimethanol di(meth)acrylate, [2-[1,1-dimethyl-2-[(1-oxoallyl)oxy]ethyl]-5-ethyl-1,3-dioxan-5-yl]methyl acrylate; 3,9-bis(1,1-dimethyl-2-hydroxyethyl)-2,4,8,10-tetraoxaspiro[5.5]undecane di(meth)acrylate; dipentaerythritol monohydroxypenta(meth)acrylate, propoxylated trimethylolpropane tri(meth)acrylate, propoxylated neopentyl glycol di(meth)acrylate, tetraethylene glycol di(meth)acrylate, polyethylene glycol di(meth)acrylate, 1,4-butanediol di(meth)acrylate, 1,6-hexanediol di(meth)acrylate, neopentyl glycol di(meth)acrylate, polybutanediol di(meth)acrylate, tripropyleneglycol di(meth)acrylate, glycerol tri(meth)acrylate, phosphoric acid mono- and di(meth)acrylates, C<sub>7</sub>-C<sub>20</sub> alkyl di(meth)acrylates, tris(2-hydroxyethyl)isocyanurate tri(meth)acrylate, tris(2-hydroxyethyl)isocyanurate di(meth)acrylate, pentaerythritol tri(meth)acrylate, pentaerythritol tetra(meth)acrylate, dipentaerythritol hexa(meth)acrylate, tricyclodecane diyl dimethyl di(meth)acrylate and alkoxyated versions (e.g., ethoxyated and/or propoxylated) of any of the preceding monomers, and also di(meth)acrylate of a diol which is an ethylene oxide or propylene oxide adduct to bisphenol A, di(meth)acrylate of a diol which is an ethylene oxide or propylene oxide adduct to hydrogenated bisphenol A, epoxy (meth)acrylate which is a (meth)acrylate adduct to bisphenol A of diglycidyl ether, diacrylate of polyoxyalkylated bisphenol A, and triethylene glycol divinyl ether, and adducts of hydroxyethyl acrylate.

**[052]** In accordance with an embodiment, the radically polymerizable component is a polyfunctional (meth)acrylate. The polyfunctional (meth)acrylates may include all methacryloyl groups, all acryloyl groups, or any combination of methacryloyl and acryloyl groups. In an embodiment, the free-radical polymerizable component is selected from the group consisting of bisphenol A diglycidyl ether di(meth)acrylate, ethoxyated or propoxylated bisphenol A or bisphenol F di(meth)acrylate, dicyclopentadiene dimethanol di(meth)acrylate, [2-[1,1-dimethyl-2-[(1-oxoallyl)oxy]ethyl]-5-ethyl-1,3-dioxan-5-yl]methyl acrylate, dipentaerythritol monohydroxypenta(meth)acrylate, dipentaerythritol penta(meth)acrylate, dipentaerythritol

hexa(meth)acrylate, propoxylated trimethylolpropane tri(meth)acrylate, and propoxylated neopentyl glycol di(meth)acrylate, and any combination thereof.

**[053]** In an embodiment, the polyfunctional (meth)acrylate has more than 2 functional groups. According to another embodiment, the polyfunctional (meth)acrylate has more than 3 functional groups. In yet another embodiment, the polyfunctional (meth)acrylate has more than 4 functional groups. In another preferred embodiment, the radically polymerizable component consists exclusively of a single polyfunctional (meth)acrylate component. In further embodiments, the exclusive radically polymerizable component is tetra-functional, in further embodiments, the exclusive radically polymerizable component is penta-functional, and in further embodiments, the exclusive radically polymerizable component is hexa-functional.

**[054]** In another embodiment, the free-radical polymerizable component contains an aromatic (meth)acrylate. Aromatic acrylates may be derived from, as non-limiting examples, bisphenol-A, bisphenol-S, or bisphenol-F. In certain embodiments the aromatic selected from the group consisting of bisphenol A diglycidyl ether diacrylate, dicyclopentadiene dimethanol diacrylate, [2-[1,1-dimethyl-2-[(1-oxoallyl)oxy]ethyl]-5-ethyl-1,3-dioxan-5-yl]methyl acrylate, dipentaerythritol monohydroxypentaacrylate, propoxylated trimethylolpropane triacrylate, and propoxylated neopentyl glycol diacrylate, and any combination thereof. In an embodiment, the aromatic (meth)acrylate is difunctional.

**[055]** In specific embodiments, the liquid radiation curable resins for additive fabrication of the invention include one or more of bisphenol A diglycidyl ether di(meth)acrylate, dicyclopentadiene dimethanol di(meth)acrylate, dipentaerythritol monohydroxypenta(meth)acrylate, propoxylated trimethylolpropane tri(meth)acrylate, and/or propoxylated neopentyl glycol di(meth)acrylate, and more specifically one or more of bisphenol A diglycidyl ether diacrylate, dicyclopentadiene dimethanol diacrylate, dipentaerythritol pentaacrylate, propoxylated trimethylolpropane triacrylate, and/or propoxylated neopentyl glycol diacrylate.

**[056]** The above-mentioned radically polymerizable compounds can be used singly or in combination of two or more thereof. The liquid radiation curable resin for additive fabrication can include any suitable amount of the free-radical polymerizable components, for example, in certain embodiments, in an amount up to about 50 wt% of the resin composition, in certain embodiments, from about 2 to about 40 wt% of the resin composition, in other embodiments from about 5 to about 30 wt%, and in further embodiments from about 10 to about 20 wt% of the resin composition, in yet further preferred embodiments from about 8 to about 50 wt%, more preferably from about 15 to about 25 wt% of the resin composition.

*Cationic Photoinitiators*

**[057]** In accordance with an embodiment, the liquid radiation curable resin composition includes a cationic photoinitiator. The cationic photoinitiator initiates cationic ring-opening polymerization upon irradiation of light.

**[058]** In an embodiment, any suitable iodonium-based cationic photoinitiator can be used, for example, those with cations selected from the group consisting of diaryl iodonium salts, triaryl iodonium salts, aromatic iodonium salts, and any combination thereof.

**[059]** In another embodiment, the cation of the cationic photoinitiator is selected from the group consisting of aromatic diazonium salts, aromatic sulfonium salts, aromatic iodonium salts, metallocene based compounds, aromatic phosphonium salts, acylsulphonium salts, and any combination thereof. In another embodiment, the cation is a polymeric sulfonium salt, such as in US5380923 or US5047568, or other aromatic heteroatom-containing cations and naphthyl-sulfonium salts such as in US7611817, US7230122, US2011/0039205, US2009/0182172, US7678528, EP2308865, WO2010046240, or EP2218715. In another embodiment, the cationic photoinitiator is selected from the group consisting of triarylsulfonium salts, diaryliodonium salts, and metallocene based compounds, and any combination thereof. Onium salts, e.g., iodonium salts and sulfonium salts, and ferrocenium salts, have the advantage that they are generally more thermally stable.

**[060]** In a particular embodiment, the cationic photoinitiator has an anion selected from the group consisting of  $\text{BF}_4^-$ ,  $\text{AsF}_6^-$ ,  $\text{SbF}_6^-$ ,  $\text{PF}_6^-$ ,  $[\text{B}(\text{CF}_3)_4]^-$ ,  $\text{B}(\text{C}_6\text{F}_5)_4^-$ ,  $\text{B}[\text{C}_6\text{H}_3\text{-}3,5(\text{CF}_3)_2]_4^-$ ,  $\text{B}(\text{C}_6\text{H}_4\text{CF}_3)_4^-$ ,  $\text{B}(\text{C}_6\text{H}_3\text{F}_2)_4^-$ ,  $\text{B}[\text{C}_6\text{F}_4\text{-}4(\text{CF}_3)]_4^-$ ,  $\text{Ga}(\text{C}_6\text{F}_5)_4^-$ ,  $[(\text{C}_6\text{F}_5)_3\text{B-C}_3\text{H}_3\text{N}_2\text{-B}(\text{C}_6\text{F}_5)_3]^-$ ,  $[(\text{C}_6\text{F}_5)_3\text{B-NH}_2\text{-B}(\text{C}_6\text{F}_5)_3]^-$ , tetrakis(3,5-difluoro-4-alkyloxyphenyl)borate, tetrakis(2,3,5,6-tetrafluoro-4-alkyloxyphenyl)borate, perfluoroalkylsulfonates, tris[(perfluoroalkyl)sulfonyl]methides, bis[(perfluoroalkyl)sulfonyl]imides, perfluoroalkylphosphates, tris(perfluoroalkyl)trifluorophosphates, bis(perfluoroalkyl)tetrafluorophosphates, tris(pentafluoroethyl)trifluorophosphates, and  $(\text{CH}_6\text{B}_{11}\text{Br}_6)^-$ ,  $(\text{CH}_6\text{B}_{11}\text{Cl}_6)^-$  and other halogenated carborane anions.

**[061]** A survey of other onium salt initiators and/or metallocene salts can be found in "UV Curing, Science and Technology", (Editor S. P. Pappas, Technology Marketing Corp., 642 Westover Road, Stamford, Conn., U.S.A.) "Chemistry & Technology of UV & EB Formulation for Coatings, Inks & Paints", Vol. 3 (edited by P. K. T. Oldring), or J.P. Fouassier, J. Lavelee, "Photoinitiators for polymer synthesis" Wiley 2012 ISBN978-3-527-33210-6.

**[062]** In an embodiment, the cationic photoinitiator has a cation selected from the group consisting of aromatic sulfonium salts, aromatic iodonium salts, and metallocene based compounds with at least an anion selected from the group consisting of  $\text{SbF}_6^-$ ,  $\text{PF}_6^-$ ,  $\text{B}(\text{C}_6\text{F}_5)_4^-$ ,  $[\text{B}(\text{CF}_3)_4]^-$ , tetrakis(3,5-difluoro-4-methoxyphenyl)borate, perfluoroalkylsulfonates, perfluoroalkylphosphates, tris[(perfluoroalkyl)sulfonyl]methides, and  $[(\text{C}_2\text{F}_5)_3\text{PF}_3]^-$ .

**[063]** Examples of cationic photoinitiators suitable in other embodiments include 4-[4-(3-chlorobenzoyl)phenylthio]phenylbis(4-fluorophenyl)sulfonium hexafluoroantimonate, 4-[4-(3-chlorobenzoyl)phenylthio]phenylbis(4-fluorophenyl)sulfonium tetrakis(pentafluorophenyl)borate, 4-[4-(3-chlorobenzoyl)phenylthio]phenylbis(4-fluorophenyl)sulfonium tetrakis(3,5-difluoro-4-methoxyphenyl)borate, 4-[4-(3-chlorobenzoyl)phenylthio]phenylbis(4-fluorophenyl)sulfonium tetrakis(2,3,5,6-tetrafluoro-4-methoxyphenyl)borate, tris(4-(4-acetylphenyl)thiophenyl)sulfonium tetrakis(pentafluorophenyl)borate (Irgacure® PAG 290 from BASF), tris(4-(4-acetylphenyl)thiophenyl)sulfonium tris[(trifluoromethyl)sulfonyl]methide (Irgacure® GSID 26-1 from BASF), tris(4-(4-acetylphenyl)thiophenyl)sulfonium hexafluorophosphate (Irgacure® 270 from BASF), and HS-1 available from San-Apro Ltd.

**[064]** In a preferred embodiment, the cationic photoinitiator component includes, either alone or in a mixture: bis[4-diphenylsulfoniumphenyl]sulfide bishexafluoroantimonate; thiophenoxyphenylsulfonium hexafluoroantimonate (available as Chivacure 1176 from Chitec), tris(4-(4-acetylphenyl)thiophenyl)sulfonium tetrakis(pentafluorophenyl)borate (Irgacure® PAG 290 from BASF), tris(4-(4-acetylphenyl)thiophenyl)sulfonium tris[(trifluoromethyl)sulfonyl]methide (Irgacure® GSID 26-1 from BASF), and tris(4-(4-acetylphenyl)thiophenyl)sulfonium hexafluorophosphate (Irgacure® 270 from BASF), [4-(1-methylethyl)phenyl](4-methylphenyl) iodonium tetrakis(pentafluorophenyl)borate (available as Rhodorsil 2074 from Rhodia), 4-[4-(2-chlorobenzoyl)phenylthio]phenylbis(4-fluorophenyl)sulfonium hexafluoroantimonate (as SP-172 from Adeka), SP-300 from Adeka, and aromatic sulfonium salts with anions of  $(\text{PF}_{6-m}(\text{C}_n\text{F}_{2n+1})_m)^-$  where m is an integer from 1 to 5, and n is an integer from 1 to 4 (available as CPI-200K or CPI-200S, which are monovalent sulfonium salts from San-Apro Ltd., TK-1 available from San-Apro Ltd., or HS-1 available from San-Apro Ltd.).

**[065]** In an embodiment of the invention, the liquid radiation curable resin for additive fabrication comprises an aromatic triaryl sulfonium salt cationic photoinitiator. Use of aromatic triaryl sulfonium salts in additive fabrication applications is known. Please see US 20120251841 to DSM IP Assets, B.V., U.S. Pat. No. 6,368,769, to Asahi Denki Kogyo, which discusses aromatic triaryl sulfonium salts with tetraryl borate anions, including tetrakis(pentafluorophenyl)borate, and

use of the compounds in stereolithography applications. Triarylsulfonium salts are disclosed in, for example, J Photopolymer Science & Tech (2000), 13(1), 117-118 and J Poly Science, Part A (2008), 46(11), 3820-29. Triarylsulfonium salts  $Ar_3S^+MX_n^-$  with complex metal halide anions such as  $BF_4^-$ ,  $AsF_6^-$ ,  $PF_6^-$ , and  $SbF_6^-$ , are disclosed in J Polymr Sci, Part A (1996), 34(16), 3231-3253.

**[066]** An example of a triaryl sulfonium tetrakis(pentafluorophenyl)borate cationic photoinitiator is tris(4-(4-acetylphenyl)thiophenyl)sulfonium tetrakis(pentafluorophenyl)borate. Tris(4-(4-acetylphenyl)thiophenyl)sulfonium tetrakis(pentafluorophenyl)borate is known commercially as IRGACURE® PAG-290, and is available from Ciba/BASF.

**[067]** In another embodiment, the cationic photoinitiator is an aromatic triaryl sulfonium salt that possesses an anion represented by  $SbF_6^-$ ,  $PF_6^-$ ,  $BF_4^-$ ,  $(CF_3CF_2)_3PF_3^-$ ,  $(C_6F_5)_4B^-$ ,  $((CF_3)_2C_6H_3)_4B^-$ ,  $(C_6F_5)_4Ga^-$ ,  $((CF_3)_2C_6H_3)_4Ga^-$ , trifluoromethanesulfonate, nonafluorobutanesulfonate, methanesulfonate, butanesulfonate, benzenesulfonate, or p-toluenesulfonate. Such photoinitiators are described in, for example, US Patent No. 8,617,787.

**[068]** Another cationic photoinitiator is an aromatic triaryl sulfonium cationic photoinitiator has an anion that is a fluoroalkyl-substituted fluorophosphate. Commercial examples of an aromatic triaryl sulfonium cationic photoinitiator having a fluoroalkyl-substituted fluorophosphate anion is the CPI-200 series (for example CPI-200K® or CPI-210S®) or 300 series, available from San-Apro Limited.

**[069]** There are also several commercially available cationic photoinitiators which are designed to be especially suitable for absorbing light and generating photoreactive species at UV/vis wavelengths. Incorporation of one or more of these cationic photoinitiators into a liquid radiation curable composition for UV/vis cure would be achieved through “direct” excitation of the photoinitiator. Some non-limiting examples of UV/vis-direct excitation cationic photoinitiators include: Irgacure 261, Irgacure PAG 103, and Irgacure PAG 121, each of which is available commercially from BASF, R-Gen® 262 ( $\eta$  5 -2,4-cyclopentadien-1-yl)[(1,2,3,4,5,6- $\eta$ )-(1-methylethyl)benzene]-iron(I)- hexafluoroantimonate), which is available commercially from Chitec Technology Co., and the CPI-400 series photoinitiators, which are available from San-Apro Limited.

**[070]** Surprisingly, however, Applicants have found that the aforementioned UV/vis direct excitation cationic photoinitiators are not suitable for achieving sufficient hybrid cure of compositions used in additive fabrication processes utilizing UV/vis optics. Although not wishing to be bound by any theory, it is surmised that, since the free radical portion of the polymer network cures at a much higher rate, the free radical curing portion of the resin builds up viscosity and

polymer structure thus significantly reducing the molecular mobility of the slower curing cationic curing species thereby significantly reducing overall cure speed to an unacceptably low rate. This problem is inherent to in a dual-cure hybrid resin which is exacerbated at the longer wavelengths, lower energies, and lower intensities characteristic of modern UV/vis optics. Therefore, Applicants have discovered that formulation of a suitable hybrid-cure, radiation curable composition for additive fabrication at UV/vis wavelengths is not accomplished by merely changing the cationic photoinitiators in a hybrid resin suitable for UV cure by, for example 355nm laser-based systems. Inventors have discovered therefore that such “direct excitation” mechanisms for achieving suitable hybrid cure are insufficient to meet the processing realities of modern additive fabrication systems utilizing UV/vis optics.

**[071]** Rather, Applicants have surprisingly discovered that a combination of one or more alternative mechanisms are instead needed to effectuate sufficient cure in additive fabrication systems utilizing UV/vis optics. The first is via an “indirect excitation” mechanism. A second is via a free-radically promoted cationic polymerization mechanism. A third is via a vinyl ether polymerization mechanism. As is discussed further, *infra*, liquid radiation curable compositions for additive fabrication fashioned according to the present invention synergistically employ one or more of these mechanisms to achieve suitable hybrid cure in additive fabrication processes incorporating UV/vis optics.

**[072]** The liquid radiation curable resin composition can include any suitable amount of the cationic photoinitiator, for example, in certain embodiments, in an amount up to about 15% by weight of the resin composition, in certain embodiments, up to about 5% by weight of the resin composition, and in further embodiments from about 2% to about 10% by weight of the resin composition, and in other embodiments, from about 0.1% to about 5% by weight of the resin composition. In a further embodiment, the amount of cationic photoinitiator is from about 0.2 wt% to about 4 wt% of the total resin composition, and in other embodiments from about 0.5 wt% to about 3 wt%.

#### *Free-Radical Photoinitiators*

**[073]** In embodiments, the liquid radiation curable resin for additive fabrication of the present invention includes a free-radical photoinitiator. In accordance with an embodiment, the liquid radiation curable resin composition includes a photoinitiating system contains at least one photoinitiator having a cationic initiating function, and at least one photoinitiator having a free radical initiating function. Additionally, the photoinitiating system can include a photoinitiator that

contains both free-radical initiating function and cationic initiating function on the same molecule. The photoinitiator is a compound that chemically changes due to the action of light or the synergy between the action of light and the electronic excitation of a sensitizing dye to produce at least one of a radical, an acid, and a base.

**[074]** Typically, free radical photoinitiators are divided into those that form radicals by cleavage, known as “Norrish Type I” and those that form radicals by hydrogen abstraction, known as “Norrish type II”. The Norrish type II photoinitiators require a hydrogen donor, which serves as the free radical source. As the initiation is based on a bimolecular reaction, the Norrish type II photoinitiators are generally slower than Norrish type I photoinitiators which are based on the unimolecular formation of radicals. On the other hand, Norrish type II photoinitiators possess better optical absorption properties in the near-UV spectroscopic region. Photolysis of aromatic ketones, such as benzophenone, thioxanthenes, benzil, and quinones, in the presence of hydrogen donors, such as alcohols, amines, or thiols leads to the formation of a radical produced from the carbonyl compound (ketyl-type radical) and another radical derived from the hydrogen donor. The photopolymerization of vinyl monomers is usually initiated by the radicals produced from the hydrogen donor. The ketyl radicals are usually not reactive toward vinyl monomers because of the steric hindrance and the delocalization of an unpaired electron.

**[075]** To successfully formulate a liquid radiation curable resin for additive fabrication, it is necessary to review the wavelength sensitivity of the photoinitiator(s) present in the resin composition to determine if they will be activated by the radiation source chosen to provide the curing light.

**[076]** In accordance with an embodiment, the liquid radiation curable resin for additive fabrication includes at least one free radical photoinitiator, e.g., those selected from the group consisting of benzoylphosphine oxides, aryl ketones, benzophenones, hydroxylated ketones, 1-hydroxyphenyl ketones, ketals, metallocenes, and any combination thereof.

**[077]** In an embodiment, the liquid radiation curable resin for additive fabrication includes at least one free-radical photoinitiator selected from the group consisting of 2,4,6-trimethylbenzoyl diphenylphosphine oxide and 2,4,6-trimethylbenzoyl phenyl, ethoxy phosphine oxide, *bis*(2,4,6-trimethylbenzoyl)-phenylphosphineoxide, 2-methyl-1-[4-(methylthio)phenyl]-2-morpholinopropanone-1, 2-benzyl-2-(dimethylamino)-1-[4-(4-morpholinyl) phenyl]-1-butanone, 2-dimethylamino-2-(4-methyl-benzyl)-1-(4-morpholin-4-yl-phenyl)-butan-1-one, 4-benzoyl-4'-methyl diphenyl sulphide, 4,4'-bis(diethylamino) benzophenone, and 4,4'-bis(N,N'-dimethylamino) benzophenone (Michler's ketone), benzophenone, 4-methyl benzophenone, 2,4,6-trimethyl

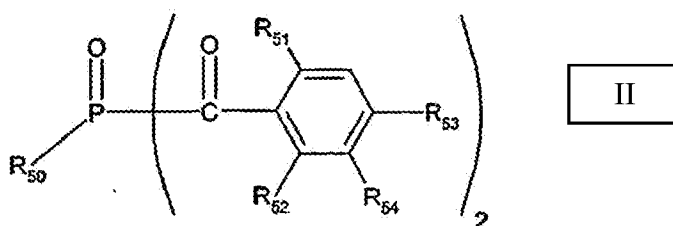
benzophenone, dimethoxybenzophenone, 1-hydroxycyclohexyl phenyl ketone, phenyl (1-hydroxyisopropyl)ketone, 2-hydroxy-1-[4-(2-hydroxyethoxy) phenyl]-2-methyl-1-propanone, 4-isopropylphenyl(1-hydroxyisopropyl)ketone, oligo-[2-hydroxy-2-methyl-1-[4-(1-methylvinyl)phenyl] propanone], camphorquinone, 4,4'-bis(diethylamino) benzophenone, benzil dimethyl ketal, bis(eta 5-2-4-cyclopentadien-1-yl) bis[2,6-difluoro-3-(1*H*-pyrrol-1-yl) phenyl] titanium, and any combination thereof.

**[078]** For light sources emitting in the 300-475 nm wavelength range, especially those emitting at 365 nm, 390 nm, or 395 nm, examples of suitable free-radical photoinitiators absorbing in this area include: benzoylphosphine oxides, such as, for example, 2,4,6-trimethylbenzoyl diphenylphosphine oxide (Lucirin TPO from BASF) and 2,4,6-trimethylbenzoyl phenyl, ethoxy phosphine oxide (Lucirin TPO-L from BASF), bis(2,4,6-trimethylbenzoyl)-phenylphosphineoxide (Irgacure 819 or BAPO from Ciba), 2-methyl-1-[4-(methylthio)phenyl]-2-morpholinopropanone-1 (Irgacure 907 from Ciba), 2-benzyl-2-(dimethylamino)-1-[4-(4-morpholinyl) phenyl]-1-butanone (Irgacure 369 from Ciba), 2-dimethylamino-2-(4-methyl-benzyl)-1-(4-morpholin-4-yl-phenyl)-butan-1-one (Irgacure 379 from Ciba), 4-benzoyl-4'-methyl diphenyl sulphide (Chivacure BMS from Chitec), 4,4'- bis(diethylamino) benzophenone (Chivacure EMK from Chitec), and 4,4'-bis(N,N'-dimethylamino) benzophenone (Michler's ketone). Also suitable are mixtures thereof. These acyl phosphine oxide photoinitiators are preferred since they have a good delocalization of the phosphinoyl radical upon photo irradiation.

**[079]** According to an embodiment of the present invention, the free-radical photoinitiator is an acylphosphine oxide photoinitiator. Acylphosphine oxide photoinitiators are disclosed for example in U.S. Pat. Nos. 4,324,744, 4,737,593, 5,942,290, 5,534,559, 6,020,528, 6,486,228, and 6,486,226.

**[080]** The acylphosphine oxide photoinitiators are bisacylphosphine oxides (BAPO) or monoacylphosphine oxides (MAPO).

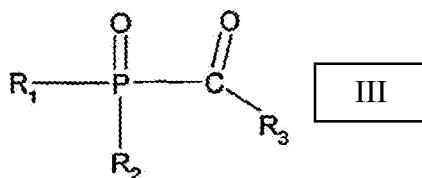
**[081]** The bisacylphosphine oxide photoinitiators are of the formula II:



**[082]** wherein  $R_{50}$  is  $C_1$ - $C_{12}$  alkyl, cyclohexyl or phenyl which is unsubstituted or is substituted by 1 to 4 halogen or  $C_1$ - $C_8$  alkyl;  $R_{51}$  and  $R_{52}$  are each independently of the other  $C_1$ - $C_8$  alkyl or  $C_1$ - $C_8$ alkoxy;  $R_{53}$  is hydrogen or  $C_1$ - $C_8$  alkyl; and  $R_{54}$  is hydrogen or methyl.

**[083]** For example,  $R_{50}$  is  $C_2$ - $C_{10}$  alkyl, cyclohexyl or phenyl which is unsubstituted or is substituted by 1 to 4  $C_1$ - $C_4$  alkyl, Cl or Br. Another embodiment is where  $R_{50}$  is  $C_3$ - $C_8$  alkyl, cyclohexyl or phenyl which is unsubstituted or is substituted in the 2-, 3-, 4- or 2,5-positions by  $C_1$ - $C_4$  alkyl. For instance,  $R_{50}$  is  $C_4$ - $C_{12}$  alkyl or cyclohexyl,  $R_{51}$  and  $R_{52}$  are each independently of the other  $C_1$ - $C_8$  alkyl or  $C_1$ - $C_8$ alkoxy and  $R_{53}$  is hydrogen or  $C_1$ - $C_8$  alkyl. For instance,  $R_{51}$  and  $R_{52}$  are  $C_1$ - $C_4$  alkyl or  $C_1$ - $C_4$ alkoxy and  $R_{53}$  is hydrogen or  $C_1$ - $C_4$  alkyl. Another embodiment is where  $R_{51}$  and  $R_{52}$  are methyl or methoxy and  $R_{53}$  is hydrogen or methyl. For example  $R_{51}$ ,  $R_{52}$  and  $R_{53}$  are methyl. Another embodiment is where  $R_{51}$ ,  $R_{52}$  and  $R_{53}$  are methyl and  $R_{54}$  is hydrogen. Another embodiment is where  $R_{50}$  is  $C_3$ - $C_8$  alkyl. For example,  $R_{51}$  and  $R_{52}$  are methoxy,  $R_{53}$  and  $R_{54}$  are hydrogen and  $R_{50}$  is isooctyl. For instance  $R_{50}$  is isobutyl. For example  $R_{50}$  is phenyl. The present bisacylphosphine oxide photoinitiator is for example bis(2,4,6-trimethylbenzoyl)-phenylphosphine oxide (CAS# 162881-26-7) or is bis(2,4,6-trimethylbenzoyl)-(2,4-bis-pentyloxyphenyl)phosphine oxide.

**[084]** The monoacylphosphine oxide photoinitiators are of the formula III:



in which  $R_1$  and  $R_2$  independently of one another are  $C_1$ - $C_{12}$ alkyl, benzyl, phenyl which is unsubstituted or substituted from one to four times by halogen,  $C_1$ - $C_8$  alkyl and/or  $C_1$ - $C_8$  alkoxy, or are cyclohexyl or a group  $-COR_3$ , or  $R_1$  is  $-OR_4$ ;  $R_3$  is phenyl which is unsubstituted or substituted from one to four times by  $C_1$ - $C_8$  alkyl,  $C_1$ - $C_8$  alkoxy,  $C_1$ - $C_8$  alkylthio and/or halogen; and  $R_4$  is  $C_1$ - $C_8$  alkyl, phenyl or benzyl. For example,  $R_1$  is  $-OR_4$ . For example  $R_2$  is phenyl which is unsubstituted or substituted from one to four times by halogen,  $C_1$ - $C_8$  alkyl and/or  $C_1$ - $C_8$  alkoxy. For example  $R_3$  is phenyl which is unsubstituted or substituted from one to four times by  $C_1$ - $C_8$ alkyl. For example, the present monoacylphosphine oxide is 2,4,6-trimethylbenzoylthioxyphenylphosphine oxide or 2,4,6-trimethylbenzoyldiphenylphosphine oxide.

**[085]** The liquid radiation curable resin for additive fabrication can include any suitable amount of the free-radical photoinitiator as component (d), for example, in certain embodiments, in an amount up to about 10 wt% of the resin composition, in certain embodiments, from about 0.1 to

about 10 wt% of the resin composition, and in further embodiments from about 1 to about 6 wt% of the resin composition.

#### *Photoinitiating Packages*

**[086]** According to certain embodiments, one or more cationic and/or free-radical photoinitiators are included in the resin composition with a diluent monomer. The cationic and free-radical photoinitiators are those discussed herein, and any suitable diluent may be used. Common liquid diluents for dispersing certain cationic photoinitiators include (poly)propylene glycol or (poly)propylene carbonate. Surprisingly, inventors have discovered that the use of vinyl ether as a diluent monomer or dispersing agent in combination with at least one cationic photoinitiator induces improved photopolymerization efficacy when subjected to cure under UV/vis optics conditions according to the present invention.

**[087]** In an embodiment, relative to the entire weight of the photoinitiating package, the cationic photoinitiator is present in an amount from about 8 wt% to about 50 wt%, more preferably from about 30 wt% to about 45 wt%; the vinyl ether diluent monomer is present in an amount from about 25 wt% to about 90 wt%, more preferably from about 40 wt% to about 60 wt%; and the free-radical photoinitiator is present in amount from about 8 wt% to about 30 wt%, more preferably from about 10 wt% to about 25 wt%; wherein the cationic photoinitiator is at least partially dissolved in a solution with the vinyl ether diluent monomer in a ratio of from 0.1:1 to 1:1.

**[088]** A second aspect of the claimed invention is a liquid radiation curable composition for additive fabrication comprising:

- (a) a cationically polymerizable component;
- (b) an iodonium salt cationic photoinitiator;
- (c) a photosensitizer for photosensitizing component (b);
- (d) a first reductant for reducing component (b);
- (e) a free-radically polymerizable component;
- (f) optionally, a free-radical photoinitiator; and
- (g) a second reductant for reducing component (b) possessing an electron-donating substituent attached to a vinyl group;

wherein the composition is curable by UV/vis optics imparting a dose of  $20\text{mJ/cm}^2$  and emitting radiation at a peak spectral intensity from about 375nm to about 500nm, more

preferably from about 380nm to about 450nm, more preferably from about 390 nm to about 425 nm, more preferably from about 395 nm to about 410 nm.

**[089]** The cationically polymerizable components, the free-radically polymerizable components, and the free-radical photoinitiators according to a first aspect of the invention are equally suitable for use in the second aspect of the claimed invention. Furthermore, the description of iodonium salt cationic photoinitiators above pertaining to the first aspect of the claimed invention is also equally suitable for use in the second aspect of the claimed invention. In a preferred embodiment, the iodonium salt cationic photoinitiator is a diphenyl iodonium salt. Some suitable diphenyl iodonium salts photoinitiators are, for example, (4-methylphenyl)[4-(2-methylpropyl)phenyl]-, hexafluorophosphate, [4-(1-methylethyl)phenyl](4-methylphenyl)-, tetrakis(pentafluorophenyl)borate(1-), (Bis(4-dodecylphenyl)iodonium hexafluorantimonate), and (Bis(4-tert-butylphenyl)iodonium hexafluorophosphate).

#### *Photosensitizers*

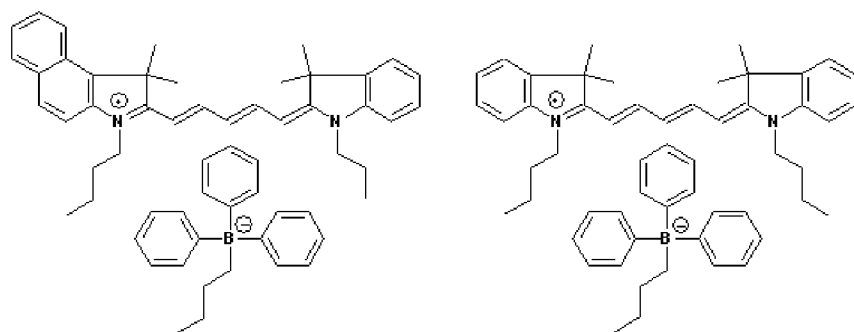
**[090]** In some embodiments, depending on the wavelength of light used for curing the liquid radiation curable resin, it is desirable for the liquid radiation curable resin composition to include a photosensitizer. The term “photosensitizer” is used to refer to any substance that either increases the rate of photoinitiated polymerization or shifts the wavelength at which polymerization occurs; see textbook by G. Odian, *Principles of Polymerization*, 3<sup>rd</sup> Ed., 1991, page 222. Substances which operate by way of the latter definition, and are used in conjunction with photoinitiators that would otherwise not absorb light of a specific wavelength are said to operate by way of an “indirect excitation” mechanism with their associated photoinitiator. Applicants have harnessed this mechanism to formulate compositions of the current invention which are suitable for cure via UV/vis optics.

**[091]** A variety of compounds can be used as photosensitizers, including heterocyclic and fused-ring aromatic hydrocarbons, organic dyes, and aromatic ketones. Examples of photosensitizers include those selected from the group consisting of methanones, xanthenones, pyrenemethanols, anthracenes, pyrene, perylene, quinones, xanthenes, thioxanthenes, benzoyl esters, benzophenones, and any combination thereof. Particular examples of photosensitizers include those selected from the group consisting of [4-[(4-methylphenyl)thio]phenyl]phenylmethanone, isopropyl-9H-thioxanthen-9-one, 1-pyrenemethanol, 9-(hydroxymethyl)anthracene,

9,10-diethoxyanthracene, 9,10-dimethoxyanthracene, 9,10-dipropoxyanthracene, 9,10-dibutyloxyanthracene, 9-anthracenemethanol acetate, 2-ethyl-9,10-dimethoxyanthracene, 2-methyl-9,10-dimethoxyanthracene, 2-t-butyl-9,10-dimethoxyanthracene, 2-ethyl-9,10-diethoxyanthracene and 2-methyl-9,10-diethoxyanthracene, anthracene, anthraquinones, 2-methylanthraquinone, 2-ethylanthraquinone, 2-tertbutylanthraquinone, 1-chloroanthraquinone, 2-amylanthraquinone, thioxanthenes and xanthenes, isopropyl thioxanthone, 2-chlorothioxanthone, 2,4-diethylthioxanthone, 1-chloro-4-propoxythioxanthone, methyl benzoyl formate (Darocur MBF from BASF), methyl-2-benzoyl benzoate (Chivacure OMB from Chitec), 4-benzoyl-4'-methyl diphenyl sulphide (Chivacure BMS from Chitec), 4,4'-bis(diethylamino) benzophenone (Chivacure EMK from Chitec), and any combination thereof.

**[092]** The novel mixtures may also contain various photoinitiators of different sensitivity to radiation of emission lines with different wavelengths to obtain a better utilization of a UV light source. The use of known photoinitiators of different sensitivity to radiation of emission lines is well known in the art of additive fabrication, and may be selected in accordance with radiation sources of, for example, 351, nm 355 nm, 365 nm, 385 nm, and 405nm. In this context it is advantageous for the various photoinitiators to be selected such, and employed in a concentration such, that equal optical absorption is produced with the emission lines used.

**[093]** In an embodiment, the photosensitizer is a fluorone, e.g., 5,7-diiodo-3-butoxy-6-fluorone, 5,7-diiodo-3-hydroxy-6-fluorone, 9-cyano-5,7-diiodo-3-hydroxy-6-fluorone, or a photosensitizer is



, and any combination thereof.

**[094]** When photosensitizers are employed, other photoinitiators absorbing at shorter wavelengths can be used. Examples of such photoinitiators include: benzophenones, such as benzophenone, 4-methyl benzophenone, 2,4,6-trimethyl benzophenone, and dimethoxybenzophenone, and 1-hydroxyphenyl ketones, such as 1-hydroxycyclohexyl phenyl ketone, phenyl (1-hydroxyisopropyl)ketone, 2-hydroxy-1-[4-(2-hydroxyethoxy) phenyl]-2-methyl-

1-propanone, and 4-isopropylphenyl(1-hydroxyisopropyl)ketone, benzil dimethyl ketal, and oligo-[2-hydroxy-2-methyl-1-[4-(1-methylvinyl)phenyl] propanone] (Esacure KIP 150 from Lamberti).

**[095]** It can be noted that some cationic photoinitiators have low absorption at the preferred actinic wavelength. For example, in an embodiment, an additive fabrication application of interest utilizes UV/optics having a peak intensity at about 400 nm. Iodonium salts, such as, for example, Rhodorsil 2074, available from Rhodia Silicones, Irgacure 250 Iodonium, (4-methylphenyl)[4-(2-methylpropyl)phenyl]-hexafluorophosphate(1-) available from Ciba, and UV9380c, available from GE Silicones, have insufficient direct absorption at the preferred wavelength and therefore require excessive concentration or require a sensitizer. Therefore, triplet sensitizers such as thioxanthenes and Michelers ketone are sometimes used to absorb the actinic energy and then transfer the energy to the iodonium initiator in an efficient manner. However, some thioxanthenes and Michelers ketones are prone to orange or red color formation, safety concerns, and, while they have significant actinic absorption out to 430 nm, they are not very effective at sensitizing the photoreaction at curing light wavelengths of about 400 nm.

**[096]** In an embodiment, however, chloropropyl thioxanthone (CPTX) is a suitable sensitizer for iodonium initiators especially for use in stereolithography since it does not have significant light absorption above 500 nm and creates articles with less color.

**[097]** In order to reduce the concentration of sensitizers used in a formulation and prevent adverse effects that may result from relatively large concentrations of sensitizers on the final physical properties of the composition, it is preferable to use sensitizers with high extinction coefficients at 400 nm. For example, benzophenone may, in some cases, act as a triplet sensitizer, but at laser wavelengths of, for example, a frequency tripled YAG laser (Coherent AVIA model #355-1800) operating at approximately 355 nm, the extinction coefficient is on the order of 108 liters/mole-cm. On the other hand, CPTX at the using the same laser at the same laser wavelength of approximately 400 nm, has an extinction coefficient of almost X times that of benzophenone, 2585 liters/mole-cm. This suggests that CPTX may require 1/X the concentration in a formulation to provide an equivalent light absorption effect. It is, therefore, preferred – although not required – for the sensitizer to have an extinction coefficient greater than 300 liters/mole-cm, or higher such as greater than 1000 liters/mole-cm, and preferably greater than 2000 liters/mole-cm at curing light wavelengths greater than 380 nm.

**[098]** While it is taught that CPTX may be used to improve the activity of the cationic photoinitiator, the sensitizer used in combination with the above-mentioned cationic photoinitiators is not necessarily limited thereto. A variety of compounds can be used as photosensitizers,

including heterocyclic and fused-ring aromatic hydrocarbons, organic dyes, and aromatic ketones. Examples of sensitizers include compounds disclosed by J. V. Crivello in *Advances in Polymer Science*, 62, 1 (1984), and by J. V. Crivello & K. Dietliker, "Photoinitiators for Cationic Polymerization" in *Chemistry & technology of UV & EB formulation for coatings, inks & paints. Volume III, Photoinitiators for free radical and cationic polymerization.* by K. Dietliker; [Ed. by P.K.T. Oldring], SITA Technology Ltd, London, 1991. Specific examples include polyaromatic hydrocarbons and their derivatives such as anthracene, pyrene, perylene and their derivatives, substituted thioxanthenes,  $\alpha$ -hydroxyalkylphenones, 4-benzoyl-4'-methyldiphenyl sulfide, acridine orange, and benzoflavin.

**[099]** The liquid radiation curable resin for additive fabrication can include any suitable amount of the other cationic photoinitiator or photosensitizer, for example, in certain embodiments, in an amount an amount from 0.1 to 10 wt% of the resin composition, in certain embodiments, from about 1 to about 8 wt% of the resin composition, and in further embodiments from about 2 to about 6 wt% of the resin composition. In an embodiment, the above ranges are particularly suitable for use with epoxy monomers. In another embodiment, the photosensitizer may be employed in an amount of from about 0.05% to about 2% by weight of the total composition to which it is incorporated.

#### *Reductants*

**[0100]** As used herein, reductants are components that lose, or "donate", one or more electrons to the cationic photoinitiator component in a redox chemical reaction during polymerization of the liquid radiation compositions for additive fabrication according to the current invention. Such components are still considered to be reductants for present purposes even though they may not possess the ability to readily donate an electron until they have formed or decomposed into a free-radical after dissociation, or otherwise have entered an excited state upon being subjected to actinic radiation at UV/vis wavelengths. As such, they may be alternatively referred to herein as "activated reductants".

**[0101]** Photoinitiated cationic polymerization of monomers, such as epoxides and vinyl ethers, plays a necessary role in hybrid cure additive fabrication applications. Because of the additives used in different applications, when targeting a specific spectral sensitivity, the wavelength flexibility of photoinitiation becomes a fundamental factor in determining the curing performance of specific formulations. Therefore, photoinitiating systems for cationic polymerization that are sensitive particularly to longer wavelengths, such as those emitted by modern UV/vis optics, are

increasingly important. Many of the existing photoinitiating systems for cationic polymerization are based on the use of certain onium salts, such as diphenyliodonium, triphenylsulfonium, and alkoxy pyridinium salts. However, these salts do not absorb significantly (if at all) in the UV/vis spectra unless additional chromophores are incorporated into the salt structure. Therefore, it is important to find alternative ways to synthetically extend the sensitivity range of easily available onium salts to UV/vis wavelengths, especially in light of the fact that commercially-available photoinitiators that are already designed to absorb in the UV/vis spectra are unsuitable for incorporation into hybrid cure systems for additive fabrication for other reasons.

**[0102]** As discussed herein, Applicants have at least partially achieved with the aid of a combination of sensitizers via a mechanism called indirect excitation. Additionally, onium salts act as electron acceptors in redox reactions with free radicals, electron donor compounds in charge transfer complexes, and long-living electronically excited states of sensitizers, respectively. Among these approaches, so-called “free radical promoted” cationic polymerization seems to be an additional effective and flexible way to generate cationic species capable of initiating the cationic polymerization of monomers. The overall mechanism involves oxidation of photochemically formed radicals by onium salts ( $\text{ON}^+$ ) with suitable reduction potentials:



**[0103]** Suitable reductants for facilitating free radical promoted cationic polymerization generally include some of the aforementioned free-radical photoinitiators such as acylphosphine oxides, along with amines, benzoin and its derivatives, o-phthalaldehyde, polysilanes, and compounds having electron-donating substituents attached to a vinyl group such as vinyl ethers or vinyl halides, to name a few.

**[0104]** Amines are considered to be efficient hydrogen donors, and by virtue of chain transfer mechanisms will readily form free-radicals which will reduce a cationic photoinitiator with which they are associated. Therefore, in certain embodiments, they can act as suitable reductants. However, caution needs to be taken when including such compounds in hybrid radiation curable compositions for additive fabrication because of the known tendency for their included nitrogen atom to otherwise inhibit cationic polymerization reactions.

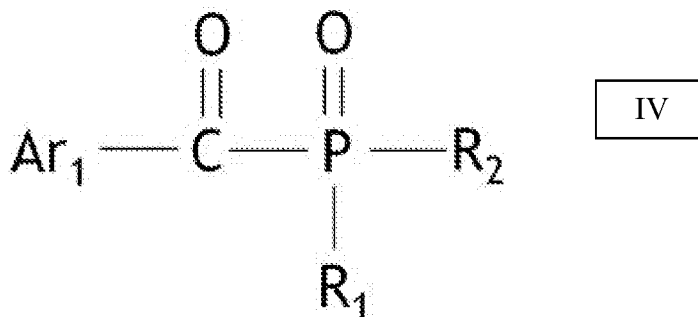
**[0105]** There exist several systems to generate oxidizable radicals in the presence of UV/vis light sources. For instance, radicals formed by the irradiation of systems containing a xanthene dye and an aromatic amine can serve as reductants to a diphenyliodonium salt. Similarly, the dimanganese decacarbonyl-organic halide combination is an efficient reductant for cationic polymerization at UV/vis wavelengths when used in conjunction with onium salts. Additionally, a

commercial titanocene type photoinitiator, such as Irgacure 784, can be used as a reductant source generated by irradiation with visible light.

**[0106]** Acylphosphine oxides and acylphosphanates with different structures have been used as photoinitiators for free radical polymerization. Extensive investigations on the photochemistry of acylphosphine oxides revealed that they undergo  $\alpha$  cleavage with fairly high quantum yields.

**[0107]** In an embodiment, at least when paired with a second reductant having electron-donating substituent attached to a vinyl group, acylphosphine oxides are suitable reductants to contribute to the promotion the cationic polymerization of appropriate monomers at UV/vis wavelengths. Cationic polymerizations of tetrahydrofuran and butyl vinyl ether can be readily initiated upon irradiation in the presence of bisacylphosphine oxide and diphenyliodonium salt at UV/vis wavelengths. It is believed, without wishing to be bound by theory, that photoinitiated bisacylphosphine oxide readily abstracts hydrogen from appropriate donors (e.g. solvent or monomer), thereby makes it a reductant when used with a cationic photoinitiator. The resulting carbon centered radicals are converted to carbocations by reaction with  $\text{PhI}^+$  ions, which initiate the cationic polymerization. As disclosed herein, acylphosphine oxides and, more preferably substituted acylphosphine oxides, in combination with suitable onium salts, such as iodonium and pyridinium salts, have been found to be efficient and effective reductants for facilitating free cationic polymerization at UV/vis curing wavelengths. The proposed initiation mechanism seems to involve the photogeneration of phosphinoyl radicals and benzoyl radicals in the first step. Subsequent oxidation of phosphinoyl radicals by onium salts yield phosphonium ions capable of initiating the polymerization of monomers. The efficiency of the latter step should be controlled by the redox potential of the onium salt and electron delocalization (p-character) of the phosphinoyl radical. One embodiment of this invention, therefore, is to maximize the redox potential between the onium salt and acylphosphine oxide free radical photoinitiator while also seeking an acyl phosphine oxide that has maximum electron delocalization (p-character) such that the impact of this mechanism is maximized at 400 nm wavelength light and maximum cationic cure speed is realized.

**[0108]** In an embodiment, the reductant for reducing the cationic photoinitiator is represented by the following formula IV:



wherein Ar<sub>1</sub> is a substituted or unsubstituted aromatic group, R<sub>1</sub> is Ar<sub>1</sub>, a C<sub>2</sub>-C<sub>20</sub> aliphatic chain, or a C<sub>2</sub>-C<sub>20</sub> alkyl chain, and R<sub>2</sub> is R<sub>1</sub> or contains one or more substituted or unsubstituted acyl phenyl groups.

**[0109]** The liquid radiation curable resin for additive fabrication can include any suitable amount of a reductant for reducing the cationic photoinitiator, for example, in certain embodiments, in an amount from 0.01 to 30 wt% in certain embodiments, in an amount an amount from 0.01 to 10 wt% of the resin composition in other preferred embodiments, in other certain embodiments, from about 1 to about 8 wt% of the resin composition, and in further embodiments from about 2 to about 6 wt% of the resin composition. In an embodiment, the above ranges are particularly suitable for use with iodonium salt photoinitiators. In an embodiment, the same reductant component may simultaneously serve as a free-radical photoinitiator and reductant, thereby simultaneously promoting both free-radical polymerization and cationic polymerization. In another embodiment, the reductant may be employed in an amount of from about 0.05% to about 4% by weight of the total composition to which it is incorporated.

*Reductants having an electron-donating substituent attached to a vinyl group*

**[0110]** The additional inclusion of a component possessing an electron-donating substituent attached to a vinyl group can further provide a mechanism by which to improve the cationic cure of liquid radiation curable compositions for additive fabrication systems employing UV/vis optics. Such compounds such as vinyl ethers are avoided in many modern commercial hybrid curable compositions which are subjected to additive fabrication systems employing traditional UV-based radiation sources due to their tendency to (1) produce excessive heat due to the exothermic reaction of their rapid polymerization; and (2) induce co-polymerization and a concomitantly heterogeneous polymer, thereby producing three dimensional parts with inconsistent and inferior physical properties. Nonetheless, inventors have surprisingly discovered that their inclusion in compositions tailored for systems utilizing UV/vis optics with lower energies/intensities becomes desirable if

used with the other required components according to the present invention. Specifically, Inventors have surprisingly further found that the inclusion of an additional component possessing an electron-donating substituent attached to a vinyl group synergistically improves the polymerization when accompanied by the presence of components inducing other reaction mechanisms cited herein (i.e. indirect excitation and free-radically promoted cationic polymerization).

**[0111]** One preferred example of a component possessing an electron-donating substituent attached to a vinyl group is vinyl ether. Vinyl ethers can be created from a variety of starting materials such as ethers, esters or biscarbamates, or vinyl ether terminated (poly) urethane or carbonates. Some non-limiting examples of each are included below:

**[0112]** Vinyl ether monomers from ethers: Specific examples of polyfunctional vinyl ethers include divinyl ether such as ethylene glycol divinyl ether, diethylene glycol divinyl ether, triethylene glycol divinyl ether, polyethylene glycol divinyl ether, propylene glycol divinyl ether, dipropylene glycol divinyl ether, isobutyl vinyl ether, butylene glycol divinyl ether, butanediol divinyl ether, hexanediol divinylether, cyclohexanediol divinyl ether, bisphenol A alkylene oxide divinyl ether, and bisphenol F alkylene oxide divinyle ether; and polyfunctional vinyl ethers such as trimethylolethane trivinyl ether, trimethylolpropane trivinyl ether, ditrimethylolpropane tetravinyl ether, glycerol trivinyl ether, pentaerythritol tetravinyl ether, pentaerythritol divinyl ether dipentaerythritol pentavinyl ether, dipentaerythritol hexavinyl ether, an ethylene oxide adduct of trimethylolpropane trivinyl ether, a propylene oxide adduct of trimethylolpropane trivinyl ether, an ethylene oxide adduct of ditrimethylolpropane tetravinyl ether, a propylene oxide adduct of ditrimethylolpropane tetravinyl ether, an ethylene oxide adduct of pentaerythritol tetravinyl ether, an propylene oxide adduct of pentaerythritol tetravinyl ether, an ethylene oxide adduct of dipentaerythritol hexavinyl ether, an propylene oxide adduct of dipentaerythritol hexavinyl ether.

**[0113]** Vinyl ether monomers from esters or biscarbamate: Specific examples of polyfunctional vinyl ethers such as divinyl adipate, divinyl terephthalate, divinyl cyclohexyl dicaroxylate. Bis[4-(vinylloxy)butyl] adipate (VEctomer®4060), bis[4-(vinylloxy)butyl] succinate (VEctomer®4030), bis[4-(vinylloxy)butyl] isophthalate (VEctomer®4010), bis[4-(vinylloxymethyl)cyclohexylmethyl] glutarate (VEctomer®4020), tris[4-(vinylloxy)butyl] trimellitate (VEctomer®5015), bis[4-(vinylloxymethyl)cyclohexylmethyl] isophthalate (VEctomer®4040), bis[4-(vinylloxy)butyl](4-methyl-1,3-phenylene) biscarbamate (VEctomer®4220) and bis[4-(vinylloxy)butyl] (methylenedi-4,1-phenylene) biscarbamate (VEctomer®4210) etc.

**[0114]** Vinyl ether terminated urethanes or carbonate: Specific examples of polyfunctional vinyl ether, such as polyurethane or polycarbonate endcapped with hydroxy vinyl ether in which it

has at least a hydroxyl group and at least a vinyl ether group in intramolecular. For example, 2-hydroxyethyl vinyl ether, 3-hydroxypropyl vinyl ether, 2-hydroxypropyl vinyl ether, 2-hydroxy isopropylvinyl ether, 4-hydroxybutyl vinyl ether, 3-hydroxybutylvinyl ether, 2-hydroxybutylvinyl ether, 3-hydroxy isobutyl vinyl ether, 2-hydroxy isobutyl vinyl ether, 1-methyl-3-hydroxypropyl vinyl ether, 1-methyl-2-hydroxypropyl vinyl ether, 1-hydroxy methylpropyl vinyl ether, 4-hydroxycyclohexylvinyl ether, 1,6-hexanediol monovinyl ether, 1,4-cyclohexane dimethanol monovinyl ether, 1,3-cyclohexane dimethanol monovinyl ether, 1,2-cyclohexane dimethanol monovinyl ether, p-xylene glycol monovinyl ether, m-xylene glycol monovinyl ether, o-xylene glycol monovinyl ether, diethylene-glycol monovinyl ether, Triethylene glycol monovinyl ether, tetraethylene glycol monovinyl ether, Pentaethylene glycol monovinyl ether, oligo ethylene glycol monovinyl ether, Polyethylene-glycol monovinyl ether, dipropylene glycol monovinyl ether, Tripropylene glycol monovinyl ether, tetrapropylene glycol monovinyl ether, These derivatives, such as pentapropylene glycol monovinyl ether, oligo propylene glycol monovinyl ether, and polypropylene-glycol monovinyl ether, and so on.

**[0115]** In a preferred embodiment, the component possessing an electron-donating substituent attached to a vinyl group is one or more of the following: vinyl ether, vinyl ester, vinyl thioether, n-vinyl carbazole, n-vinyl pyrrolidone, n-vinyl caprolactam, allyl ether, and vinyl carbonate.

**[0116]** In another a preferred embodiment, the component possessing an electron-donating substituent attached to a vinyl group is multifunctional.

**[0117]** One or more of the aforementioned components possessing an electron-donating substituent attached to a vinyl group can be employed in compositions according to the present invention in any suitable amount, and may be chosen singly or in combination of one or more of the types enumerated herein. In a preferred embodiment, the component possessing an electron-donating substituent attached to a vinyl group is present in an amount, relative to the entire weight of the composition, of from about 1 wt.% to about 25 wt.%, more preferably from about 5 wt.% to about 20 wt.%, more preferably about 5 wt.% to about 12 wt.%. In another embodiment, the component possessing an electron-donating substituent attached to a vinyl group is present in an amount from 1 wt.% to 15wt.%, more preferably from 1 wt.% to 10 wt%, more preferably from 3 wt.% to about 8 wt.%.

#### *Other Components*

**[0118]** Stabilizers are often added to the resin compositions in order to further prevent a viscosity build-up, for instance a viscosity build-up during usage in a solid imaging process. Useful

stabilizers include those described in U.S. Pat. No. 5,665,792. The presence of a stabilizer is optional. In a specific embodiment, the liquid radiation curable resin composition for additive fabrication comprises from 0.1wt% to 3% of a stabilizer.

**[0119]** Other possible additives include organic and inorganic fillers, dyes, pigments, antioxidants, wetting agents, bubble breakers, chain transfer agents, leveling agents, defoamers, surfactants and the like. Such additives are known and can be generally employed as is desirable for a particular application, as will be appreciated by one of ordinary skill in the art.

**[0120]** The liquid radiation curable resin composition for additive fabrication of the invention can further include one or more additives selected from the group consisting of bubble breakers, antioxidants, surfactants, acid scavengers, pigments, dyes, thickeners, flame retardants, silane coupling agents, ultraviolet absorbers, resin particles, core-shell particle impact modifiers, soluble polymers and block polymers.

**[0121]** Additionally, many of the known liquid radiation curable resin compositions for additive fabrication use hydroxy-functional compounds to enhance the properties of the parts made from the resin compositions. If present, any hydroxy group may be employed for the particular purpose. If present, the hydroxyl-containing material preferably contains one or more primary or secondary aliphatic hydroxyl. The hydroxyl group may be internal in the molecule or terminal. Monomers, oligomers or polymers can be used. The hydroxyl equivalent weight, i.e., the number average molecular weight divided by the number of hydroxyl groups, is preferably in the range of 31 to 5000. If present, the resin composition preferably comprises, relative to the total weight of the resin composition, at most 10 wt % of one or more non-free radical polymerizable hydroxy-functional compounds, more preferably at most 5 wt %, and most preferably at most 2 wt %.

#### *Ratios*

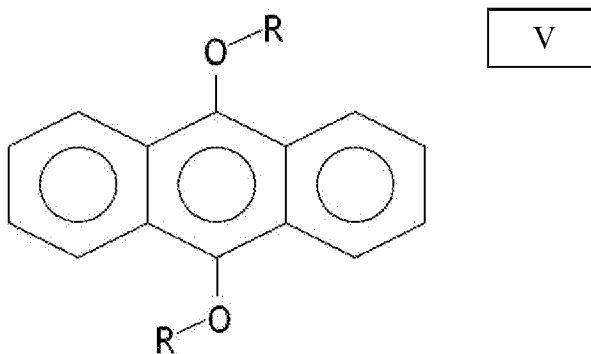
**[0122]** Inventors have surprisingly found that compositions according to the present invention may become particularly optimized for curing via certain additive fabrication processes utilizing UV/vis optics if ratios of the various required components are controlled relative to each other. In a preferred embodiment, the weight ratio of the iodonium salt cationic photoinitiator to the photosensitizer to the first reductant to the second reductant possessing an electron-donating substituent attached to a vinyl group is from about 2:2:1:2 to about 20:1:5:25, more preferably about 10:1:2:12. If the amount of the iodonium salt cationic photoinitiator becomes too large, radiation absorbance becomes too significant, impeding the ability to cure to layers of a sufficient depth. If it becomes too low relative the other constituents, cationic cure is not initiated to required levels to

produce a three-dimensional part with adequate green strength. The amount of the photosensitizer generally should not exceed that of the amount of the iodonium salt cationic photoinitiator, although it should be present in an amount sufficient to enable the indirect excitation of said cationic photoinitiator. The reductant also should generally not exceed that of the cationic photoinitiator which it reduces, but it similarly should be present in an amount sufficient to facilitate the free-radically promoted cationic polymerization. Finally, the component possessing an electron-donating substituent attached to a vinyl group can be present in the greatest amount by weight relative the aforementioned other constituents to sufficiently enable additional cationic polymerization mechanisms, but it should not be present in disproportionately high amount as the accelerated cure could result in an uncontrolled exothermic reaction and excessive heat generation.

**[0123]** In another embodiment, the ratio of the iodonium salt cationic photoinitiator to the photosensitizer is from 1:3 to 10:1. In an embodiment, the ratio of the iodonium salt cationic photoinitiator to the reductant is from 1:5 to 10:1.

**[0124]** The third aspect of the claimed invention is a liquid radiation curable composition for additive fabrication comprising:

- (a) from about 30 wt.% to about 80 wt.% of at least one cationically polymerizable component further comprising a cycloaliphatic epoxide and an oxetane;
- (b) from about 1 wt.% to about 8 wt.% of a sulfonium salt cationic photoinitiator that possesses an absorbance of less than 0.01 at 400nm;
- (c) from about 0.5 wt.% to about 3 wt.% of a compound according to the following formula (V):



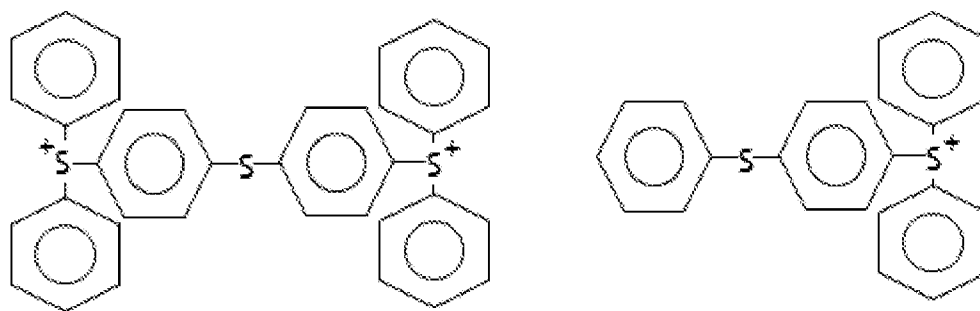
wherein R contains an aliphatic chain from C<sub>1</sub>-C<sub>20</sub>;

- (d) a free-radically polymerizable component; and
- (e) a diphenyl(2,4,6-trimethylbenzoyl)phosphine oxide free-radical photoinitiator;

wherein the composition is curable by UV/vis optics imparting a dose of  $20\text{mJ}/\text{cm}^2$  and emitting radiation at a peak spectral intensity from about 375nm to about 500nm, more preferably from about 380nm to about 450nm, more preferably from about 390 nm to about 425 nm.

**[0125]** According to another aspect of the invention, the cationic photoinitiator used in the formulation of a liquid radiation curable composition for additive fabrication wherein the composition is curable by UV/vis optics is a sulfonium salt. The description of sulfonium salt cationic photoinitiators above pertaining to the first aspect of the claimed invention is also equally suitable for use in the this third aspect of the claimed invention. In a preferred embodiment of the third aspect of the invention the cationic photoinitiator is a triarylsulfonium salt. In a preferred embodiment, the (triaryl)sulfonium salt cationic photoinitiator actually possesses an extremely low direct absorbance at UV/vis wavelengths. In an embodiment, the (triaryl)sulfonium salt photoinitiator used possesses an absorbance at 400nm of less than 0.05, more preferably less than 0.01, more preferably less than 0.005, and most preferably less than 0.001. As noted, Applicants have surprisingly found that indirect excitation of cationic photoinitiators is a more preferable mechanism to initiate cationic polymerization of liquid radiation curable compositions for additive fabrication utilizing UV/vis optics than via direct excitation of those cationic photoinitiators possessing significant absorbance at 400nm.

**[0126]** In an embodiment, the sulfonium salt cationic photoinitiator is a triarylsulfonium salt with a cation according to the following structure:



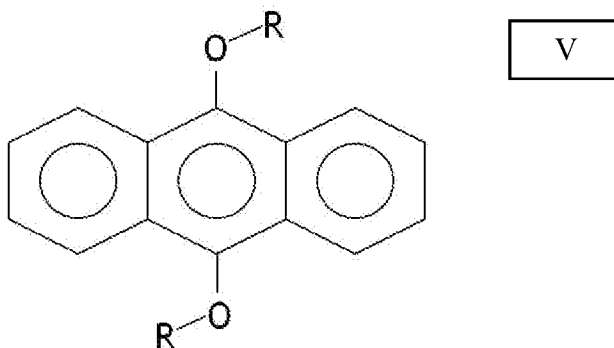
**[0127]** In an embodiment, the triarylsulfonium salt further possesses an hexafluoroantimonate or an hexafluorophosphate counterion.

**[0128]** In an embodiment, the sulfonium salt cationic photoinitiator is present in the composition in any suitable amount from 0.01 wt% to 15 wt%, in another embodiment from 1 wt% to 8 wt%, in another embodiment from 2 wt% to 5wt%.

**[0129]** Furthermore, the cationically polymerizable components and the free-radically polymerizable components according to a first and second aspect of the invention are equally suitable for use in the third aspect of the claimed invention as well.

**[0130]** The liquid radiation curable composition for additive fabrication according to the third aspect of the invention also contains a free-radical photoinitiator. The description of free-radical photoinitiators according to the first and second aspects of the invention is generally equally suitable for use in the third aspect of the claimed invention as well. In a preferred embodiment, however, the free radical photoinitiator includes a diphenyl(2,4,6-trimethylbenzoyl)phosphine oxide. Furthermore, inventors have surprisingly found that in an embodiment, improved curing properties can be generated alongside a sulfonium salt cationic photoinitiator if the free radical photoinitiator component possesses less than 50% of a compound containing two or more carboxyl groups, preferably less than 33% of a compound containing two or more carboxyl groups, relative to the entire amount of free radical photoinitiator present in the composition.

**[0131]** The liquid radiation curable composition for additive fabrication according to the third aspect of the invention also contains a photosensitizer. In an embodiment, the photosensitizer may be chosen generally according to the description of photosensitizers according to the second aspect of the invention. In a preferred embodiment, the photosensitizer employed possesses a structure according to the following formula (V) :



wherein R contains an aliphatic chain from C<sub>1</sub>-C<sub>20</sub>;

**[0132]** In a preferred embodiment of the third aspect of the invention, the photosensitizer employed is an anthracene-based photoinitiator. Commercially available of such photosensitizers include Anthracure™ UVS-1101 and UVS-1331, available from Kawasaki Chemical.

**[0133]** The photosensitizer is present in any suitable amount from about 0.5 wt.% to about 10 wt.%, more preferably from 0.5 wt.% to 3 wt.%.

**[0134]** The fourth aspect of the claimed invention is a method of forming a three-dimensional article via an additive fabrication system utilizing UV/vis optics, the method comprising:

- (1) providing the liquid radiation curable composition for additive fabrication of the first, second, or third aspects of the invention;
- (2) establishing a first liquid layer of the liquid radiation curable resin;
- (3) exposing the first liquid layer imagewise to actinic radiation via a UV/vis optics configuration to form an imaged cross-section, thereby forming a first cured layer;
- (4) forming a new layer of liquid radiation curable resin in contact with the first cured layer;
- (5) exposing said new layer imagewise to actinic radiation to form an additional imaged cross-section; and
- (6) repeating steps (4) and (5) a sufficient number of times in order to build up a three-dimensional article;

wherein the UV/vis optics emit radiation at a peak spectral intensity from about 375nm to about 500nm, more preferably from about 380nm to about 450nm, more preferably from about 390 nm to about 425 nm, more preferably from about 395 nm to about 410 nm.

**[0135]** The liquid radiation curable composition provided in the aspect of the invention as mentioned above must be suitable for cure via additive fabrication systems utilizing UV/vis optics. Such compositions are described in, *inter alia*, the first, second, and third aspects of the current invention. In establishing a first liquid layer or forming a new layer of the liquid radiation curable resin, a layer may be of any suitable thickness and shape, and is dependent on the additive fabrication process utilized. For example, it may be selectively dispensed via jetting, or it may be added by dipping the previously cured layer into a vat of resin, producing a layer of substantially uniform thickness, as is typical with most stereolithography processes. In another non-limiting embodiment, it may alternatively be transferred via a foil, film or carrier in a predefined thickness via a cartridge or dispenser.

**[0136]** In the above, "exposing" refers to irradiating with actinic radiation. As noted previously, the inventive liquid radiation compositions for additive fabrications as described herein are particularly suitable for imparting hybrid cure via UV/vis optics. In an embodiment, the UV/vis optics utilize one or more LEDs as a light source. In an embodiment, the light source is a laser. In an embodiment, the LED or laser light source is coupled to a DLP or LCD image projection system. In an embodiment wherein the image projection systems includes an LCD display, the light source

may be configured to emit actinic radiation exclusively above 400nm, to minimize the detrimental effect UV wavelengths have upon LCD componentry.

**[0137]** The fifth aspect of the claimed invention is the three-dimensional part formed by the fourth aspect of the invention using the liquid radiation curable composition of the first, second, or third aspects of the invention.

**[0138]** The following examples further illustrate the invention but, of course, should not be construed as in any way limiting its scope.

Examples

**[0139]** These examples illustrate embodiments of the liquid radiation curable resins for additive fabrication of the instant invention. Table 1 describes the various components of the liquid radiation curable resins for additive fabrication used in the present examples.

### *Test Methodology*

**[0140]** To measure polymerization rate (cure speed) of each example, a Real Time Fourier Transform Infrared (FTIR) spectroscopy was used. To increase the data acquisition frequency as well as resolution, a mercury cadmium telluride (MCT) detector was used. Instead of transmission mode, Attenuated Total Reflection (ATR) setup was used. All polymerization rate measurements were performed using the Thermo Scientific Nicolet 8700 model. The Table below shows the experimental conditions setup for the measurement. Under this condition, a total of 41 spectra for 200 seconds were obtained for each measurement:

Number of scans	4
Resolution	4
Data collection type	Real Time
Profile type	Ramp
Time sequence	Save 200 seconds
Use repeat time (sec)	5

**[0141]** For UV/Vis light control, a Digital Light Lab LED spot lamp (365nm, 395nm, and 400nm) and controller (AccuCure Photo Rheometer) were used. Calibrated continuous mode was selected. Light intensity and duration (light exposure time) were selected before measurement.

**[0142]** For measurement, a couple of drops of selected sample are placed in the center of ATR crystal setup. Then, an approximately 3 mil film ( $\pm 0.4$  mils) was coated on the top of an ATR crystal using a 3mil ( $\pm 0.4$  mils) draw down bird bar. Immediately after application of the 3mil coating, the LED lamp was held on the top of ATR setup and positioned the hole at the center of the hold. Then the real time FTIR scan was initiated. Once 1 spectrum was obtained, the light source was turned on to start polymerization. Based on program input above, each spectrum was obtained every 5 seconds for a total of 200 seconds. A total of 41 spectra were obtained for each experiment.

**[0143]** Polymerization conversion versus time was calculated based on the specific IR peak change representing each functional group. An example of an IR peak change is shown in the picture above. To calculate the conversion for each relevant functional group, the peak height or peak area was calculated as appropriate according to the table below:

Functional group	Method	Height or area (cm-1)	Baseline (cm-1)
Cycloaliphatic epoxy	Height	787.791	856.253-778.149
Oxetane	Area	998.962-943.999	998.962-943.999
Acrylate	Area	1419.374-1396.232	1419.374-1396.232

**[0144]** With the raw data obtained, it was important to remove the first one to two data points since the experimental cure speed procedure has an unknown short time lag between turning on the

FTIR detecting equipment and the light source used to cure the sample. To account for any uncertainty associated with the amount of statistical noise generated by these preliminary data points, three sets of curve fits were generated for each data set. In each case, the model equation against which the data set was to be fit is  $\text{Conv} = a(1 - e^{-b(\text{time} - c)})$ . For this, Microsoft Excel version 14.0.7116.5000 (32 bit) with the data analysis add on was used to fit the raw data.

**[0145]** In the first case, the entire data set (including the first two data points) was fit. In the second case, the entire data set minus the first data point was fit. In the third case, the entire data set minus the first and second data points was fit. In each case a curve fit coefficient  $r^2$  was created. The data set that has the first data point above 1% conversion and its curve fit combination yields an  $r^2$  above 0.90 was selected for use and the resulting curve fit equation results were used for further calculation of cure speed at 95% of plateau conversion. In the event that the curve fit coefficient  $r^2$  was below 0.90, the data was rerun again.

**[0146]** As discussed above, the data was fit to the equation form  $\text{Conv} = a(1 - e^{-b(\text{time} - c)})$ , where “Conv” is the conversion % as measured by FTIR peak ratios, and time being the time of light exposure duration, “a” being the plateau conversion, “b” being the resulting derived cure speed coefficient which was used to calculate the cure speed, and “c” being the resulting derived cure induction time. Once the data was fit, the software generated the experimentally derived equation with the numerical parameters for “a,” “b,” and “c” being determined from the experimental data and the fit. For cationically curable materials (i.e. epoxies and oxetanes), “c” has no meaning since there is no cure induction time. Therefore in such cases, “c” was disregarded. The variable “a” was used as the plateau conversion under the cure conditions used and represents the total asymptotic extent to which the component was converted. The variable “b” was used to calculate the time to 95% plateau conversion ( $T_{95}$ ) of “a” through the equation  $T_{95} = \ln(.05/b)$ .  $T_{95}$  is entered into Tables 2, 3, and 4 as appropriate (and if available).

#### *Examples 1-8*

**[0147]** First, a base resin for additive fabrication was prepared according to well-known methods in the art by combining an oxetane component, a cycloaliphatic epoxide component, a polyol component, a glycidyl ether epoxide component, and an acrylate component.

**TABLE 1****Resin Base 1 for other experiments**

Values are listed in parts by weight

Component\Formula	Resin Base 1
OXT-101 (3-Ethyl-3-hydroxymethyl-oxetane )	10.5
UVR6105 ((3',4'-Epoxy cyclohexane)methyl 3,4-epoxycyclohexylcarboxylate)	36.8
PolyTHF-1000 (Polytetramethylene glycol MW1000)	10.5
E828 (Bisphenol A Diglycidyl Ether)	21.1
Ebecryl 3700 (Bisphenol A Diglycidyl Diacrylate)	21.1

**TABLE 2**

Values are listed in parts by weight unless otherwise denoted

Component	Comparative Ex 1	Comparative Ex 2	Comparative Ex 3
Resin Base 1	97.0	97.0	96.0
TPO	1.0	1.0	1.0
Irgacure PAG 103	2.0	-	-
Irgacure PAG 121	-	2.0	-
CPI 400	-	-	3.0
Cycloaliphatic Epoxy (CAE) T <sub>95</sub> time to cure to 95% plateau conversion	Insufficient to Measure	Insufficient to Measure	3.4 seconds
Plateau Conversion of Cycloaliphatic Epoxy (CAE)	Insufficient to Measure	Insufficient to Measure	7.5%
Oxetane (OXT) time T <sub>95</sub> to cure to 95% plateau conversion	Insufficient to Measure	Insufficient to Measure	12.1 seconds
Plateau Conversion of Oxetane (OXT)	Insufficient to Measure	Insufficient to Measure	21.4%

**[0148]** Irgacure PAG 103 (used in Comparative Example 1) and Irgacure PAG 121 (used in Comparative Example 2) are available through BASF and are explicitly promoted as non-ionic cationic photoacid photoinitiators for cationic cure resins with significant absorbance at UV/vis spectra. CPI 400 (used in Comparative Example 3) is a cationic photoinitiator available through San Apro with a notable absorbance at 400nm. The three aforementioned cationic photoinitiators

would be expected to be suitable as potential candidates for inclusion in liquid hybrid radiation curable compositions for additive fabrication systems employing UV/vis optics.

[0149]  $T_{95}$  and plateau conversion for cycloaliphatic epoxy components is calculated as described in the test methodology section above.

**TABLE 3 Establishing Criteria for Cure rate and conversion degree acceptability**

Values are listed in parts by weight unless otherwise denoted

Component	Plastcure ABS 3650	Comparative Ex. 4
Irradiance Conditions	365 nm, 40 mW, 1 sec	365 nm, 70 mW, 1 sec
Resin Base 1	N/A	91.0
I819 (bis(2,4,6-trimethylbenzoyl)- phenylphosphineoxide )	N/A	-
UVS1101 (9,10-Diethoxyanthracene)	N/A	-
Ch1176 (Bis(4-diphenylsulfonium phenyl)sulfide bishexafluoroantimonate)	N/A	-
I250 (Iodonium, (4-methylphenyl)[4-(2- methylpropyl) phenyl]-, hexafluorophosphate)	N/A	-
CPTX (1-chloro-4-propoxythioxanthone)	N/A	-
TEGDVE (Triethylene glycol divinylether)	N/A	-
PAG290 (tris(4-(4- acetylphenyl)thiophenyl)sulfonium tetrakis(pentafluorophenyl)borate)	N/A	5.0
I184 (alpha hydroxyl cyclohexyl phenyl ketone)	N/A	4.0
Cycloaliphatic Epoxy (CAE) time $T_{95}$ to cure to 95% plateau conversion	104.6 seconds	77.3 seconds
Plateau Conversion of Cycloaliphatic Epoxy (CAE)	30.9%	58.7%
Oxetane (OXT) time $T_{95}$ to cure to 95% plateau conversion	70.0 seconds	53.6 seconds
Plateau Conversion of Oxetane (OXT)	50.7%	64.6%

[0150] Comparative Example 4 employs a photoinitiating package which has been shown to be suitable for curing at 365 nm wavelengths is therefore useful to benchmark against the inventive examples performed in Table 3 using the same base resin.

**TABLE 4**

Values are listed in parts by weight unless otherwise denoted

Component	Ex. 5	Ex. 6	Ex. 7	Ex. 8
Resin Base 1	94.5	94	96	93
I819 (bis(2,4,6-trimethylbenzoyl)-phenylphosphineoxide )	0.5	1	1	1
UVS1101 (9,10-Diethoxyanthracene)	1	-	-	-
Ch1176 (Bis(4-diphenylsulfonium phenyl)sulfide bishexafluoroantimonate)	4	-	-	-
I250 (Iodonium, (4-methylphenyl)[4-(2-methylpropyl) phenyl]-, hexafluorophosphate)	-	2	2	2
CPTX (1-chloro-4-propoxythioxanthone)	-	-	1	1
TEGDVE (Triethylene glycol divinylether)	-	3	-	3
PAG290 (tris(4-(4-acetylphenyl)thiophenyl)sulfonium tetrakis(pentafluorophenyl)borate)	-	-	-	-
I184 (alpha hydroxyl cyclohexyl phenyl ketone)	-	-	-	-
Cycloaliphatic Epoxy (CAE) time T <sub>95</sub> to cure to 95% plateau conversion	54.3 seconds	49.4 seconds	52.1 seconds	69.0 seconds
Plateau Conversion of Cycloaliphatic Epoxy (CAE)	30.9%	20.3%	36.7%	44.0%
Oxetane (OXT) time T <sub>95</sub> to cure to 95% plateau conversion	41.0 seconds	22.7 seconds	33.3 seconds	48.0 seconds
Plateau Conversion of Oxetane (OXT)	34.0%	29.6%	50.0%	59.1%

*Discussion of Results*

**[0151]** Table 1 is the base resin used for most of the formulas in tables 2, 3, and 4.

**[0152]** Table 2 uses known commercial technology used in 365 nm curing applications to establish acceptable levels of performance using the RT-FTIR methodology described herein. These test results will be used to benchmark the table 3 and table 4 results against to establish acceptability criteria.

**[0153]** Table 3 uses cationic photoinitiators which are known to absorb in the UV/vis spectra, and which would be expected to be suitable for inclusion in liquid hybrid radiation curable compositions for additive fabrication systems employing UV/vis optics by way of a direct excitation mechanism. However, as can be seen, none of these options approach the cure performance of the 365 nm created benchmarks from Table 2. Three different photoinitiators were claimed by the supplier to be useful for curing at circa 405 nm wavelengths. All three were tested and only the CPI-400 showed any measurable cure activity. The data generated from this experiment was inputted into the curve fitting software as described in the test methodology section above, but the data was so statistically marginal in the test that the  $r^2$  values never reached an acceptable level. Therefore although not statistically significant to evidence actual  $T_{95}$  and plateau conversion rates, the data from Table 3 and Figures 3 and 4 are nevertheless useful to show how poorly such photoinitiators employing direct excitation mechanisms perform.

**[0154]** Table 4 represents the testing of the inventive concepts discussed herein as cured at 400 nm (at the intensities and time durations cited). As can be seen, all the examples achieve the results that are comparable or even better than the 365 nm acceptability criteria established in Table 2. A lower time to achieve 95% of the plateau  $T_{95}$  is desirable whereas a higher degree of plateau conversion is desirable.

**[0155]** Unless otherwise specified, the term wt. % means the amount by mass of a particular constituent relative to the entire liquid radiation curable composition for additive fabrication into which it is incorporated.

**[0156]** The use of the terms “a” and “an” and “the” and similar referents in the context of describing the invention (especially in the context of the following claims) are to be construed to cover both the singular and the plural, unless otherwise indicated herein or clearly contradicted by context. The terms “comprising,” “having,” “including,” and “containing” are to be construed as open-ended terms (i.e., meaning “including, but not limited to,”) unless otherwise noted. Recitation of ranges of values herein are merely intended to serve as a shorthand method of referring

individually to each separate value falling within the range, unless otherwise indicated herein, and each separate value is incorporated into the specification as if it were individually recited herein. All methods described herein can be performed in any suitable order unless otherwise indicated herein or otherwise clearly contradicted by context. The use of any and all examples, or exemplary language (e.g., “such as”) provided herein, is intended merely to better illuminate the invention and does not pose a limitation on the scope of the invention unless otherwise claimed. No language in the specification should be construed as indicating any non-claimed element as essential to the practice of the invention.

**[0157]** Preferred embodiments of this invention are described herein, including the best mode known to the inventor for carrying out the invention. Variations of those preferred embodiments may become apparent to those of ordinary skill in the art upon reading the foregoing description. The inventor expects skilled artisans to employ such variations as appropriate, and the inventor intends for the invention to be practiced otherwise than as specifically described herein. Accordingly, this invention includes all modifications and equivalents of the subject matter recited in the claims appended hereto as permitted by applicable law. Moreover, any combination of the above-described elements in all possible variations thereof is encompassed by the invention unless otherwise indicated herein or otherwise clearly contradicted by context.

**[0158]** While the invention has been described in detail and with reference to specific embodiments thereof, it will be apparent to one of ordinary skill in the art that various changes and modifications can be made therein without departing from the spirit and scope of the claimed invention.

Claims

What is claimed is:

1. A liquid UV/vis radiation curable composition for additive fabrication comprising:
  - a cationically curable constituent which undergoes a cationic polymerization, the cationically curable constituent further comprising a cycloaliphatic epoxy component and an oxetane component;
  - a free-radically curable constituent that undergoes a free-radical polymerization; and
  - a photoinitiating package further comprising
    - a cationic photoinitiator; a
    - vinyl ether diluent monomer; and
    - a free-radical photoinitiator;

wherein when the liquid UV/vis radiation curable composition is exposed to UV/vis optics emitting radiation with a peak spectral output at 400nm and an irradiance at a surface of the liquid UV/vis radiation curable composition of  $2\text{mW}/\text{cm}^2$  for 10 seconds,

the cycloaliphatic epoxy component achieves the following:

  - i. a  $T_{95}$  value of at less than or equal to about 70 seconds, more preferably less than or equal to about 55 seconds, more preferably less than or equal to about 53 seconds, more preferably less than or equal to about 50 seconds; and
  - ii. a plateau conversion of at least about 20%, more preferably at least about 30%; more preferably at least about 36%, more preferably at least about 43%; and

the oxetane component achieves the following:

  - i. a  $T_{95}$  value of at less than or equal to about 50 seconds, more preferably less than about 42 seconds, more preferably less than about 34 seconds, more preferably less than about 23 seconds; and
  - ii. a plateau conversion of at least about 29%, more preferably at least about 34%, more preferably at least about 50%, more preferably at least about 59%.
2. The liquid UV/vis radiation curable composition for additive fabrication of claim 1, wherein the photoinitiating package further comprises a photosensitizer.
3. The liquid UV/vis radiation curable composition for additive fabrication of claim 1 or 2, wherein, relative to the entire composition:

the cationically curable constituent is present in an amount from about 30 wt% to about 80 wt%, more preferably from about 50 wt% to about 75 wt%;

the free-radically curable constituent is present in an amount from about 8 wt% to about 50 wt%, more preferably from about 15 wt% to about 25 wt%;

the photosensitizer is present in an amount from about 0.05 wt% to about 5 wt%, more preferably from about 0.1 wt% to about 1 wt%; and

the photoinitiating package is present in an amount from about 3 wt% to about 20 wt%, more preferably from about 5 wt% to about 10 wt%.

4. The liquid UV/vis radiation curable composition for additive fabrication of any one of claims 1-3, wherein, relative to the entire photoinitiating package:

the cationic photoinitiator is present in an amount from about 8 wt% to about 50 wt%, more preferably from about 30 wt% to about 45 wt%;

the vinyl ether diluent monomer is present in an amount from about 25 wt% to about 90 wt%, more preferably from about 40 wt% to about 60 wt%; and

the free-radical photoinitiator is present in amount from about 8 wt% to about 30 wt%, more preferably from about 10 wt% to about 25 wt%;

wherein the cationic photoinitiator is at least partially dissolved in a solution with the vinyl ether diluent monomer in a ratio of from 0.1:1 to 1:1.

5. A liquid radiation curable composition for additive fabrication comprising:

(a) a cationically polymerizable component;

(b) an iodonium salt cationic photoinitiator;

(c) a photosensitizer for photosensitizing component (b);

(d) a first reductant for reducing component (b);

(e) a free-radically polymerizable component;

(f) optionally, a free-radical photoinitiator; and

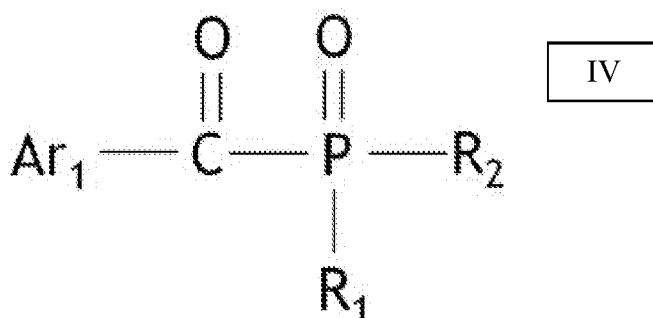
(g) a second reductant for reducing component (b) possessing an electron-donating substituent attached to a vinyl group;

wherein the composition is curable by UV/vis optics imparting a dose of  $20\text{mJ}/\text{cm}^2$  and emitting radiation at a peak spectral intensity from about 375nm to about 500nm, more

preferably from about 380nm to about 450nm, more preferably from about 390 nm to about 425 nm, more preferably from about 395 nm to about 410 nm.

6. The liquid radiation curable composition for additive fabrication of claim 5, wherein the (d) first reductant is a free-radical photoinitiator which is configured to reduce component (b) upon forming a free-radical after dissociation upon being subjected to actinic radiation at UV/vis wavelengths.
7. The liquid radiation curable composition for additive fabrication of claim 5 or 6, wherein the ratio of (b) the iodonium salt cationic photoinitiator to (c) the photosensitizer for photosensitizing component (b) to (d) the first reductant for reducing component (b) to (g) the second reductant for reducing component (b) possessing an electron-donating substituent attached to a vinyl group is from about 2:2:1:2 to about 20:1:5:25, most preferably about 10:1:2:12.
8. The liquid radiation curable composition for additive fabrication of any one of claims 5-7, wherein the cationically curable component (a) further comprises a cycloaliphatic epoxide and an oxetane and that, when the liquid radiation curable composition is subjected to an energy dose of 20mJ/cm<sup>2</sup> by UV/vis optics emitting radiation with a peak intensity at about 400nm, the cycloaliphatic epoxide achieves the following:
  - i. a T95 value of less than about 55 seconds, more preferably less than 50 seconds; and
  - ii. a plateau conversion of at least about 30%, more preferably at least about 40%; andthe oxetane achieves the following:
  - i. a T95 value of less than about 45 seconds, more preferably less than about 25 seconds; and
  - ii. a plateau conversion of at least about 33%, more preferably at least about 55%.
9. The liquid radiation curable composition for additive fabrication of any one of claims 5-8, wherein component (a) additionally comprises a glycidyl ether epoxy that is selected from the group consisting of bisphenol A-based glycidyl ether, a bisphenol S-based glycidyl ether, and a bisphenol F-based glycidyl ether.

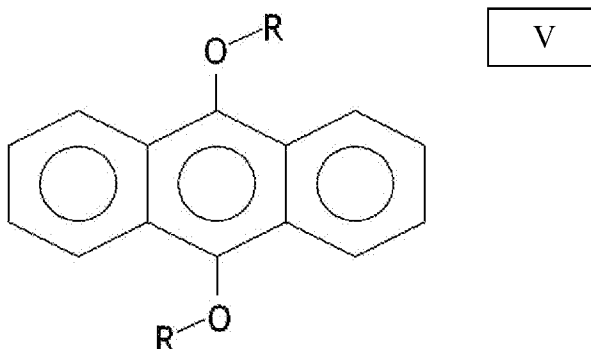
10. The liquid radiation curable composition for additive fabrication of any one of claims 5-9, wherein the diphenyl iodonium salt is selected from the group consisting of (4-methylphenyl)[4-(2-methylpropyl) phenyl]-, hexafluorophosphate, [4-(1-methylethyl)phenyl](4-methylphenyl)-, tetrakis(pentafluorophenyl)borate(1-), (Bis(4-dodecylphenyl)iodonium hexafluorantimonate), and (Bis(4-tert-butylphenyl)iodonium hexafluorophosphate).
11. The liquid radiation curable composition for additive fabrication of any one of claims 5-10, wherein the photosensitizer is a thioxanthone.
12. The liquid radiation curable composition for additive fabrication of claim 11, wherein the thioxanthone is further selected from the group consisting of chloropropoxythioxanthenes and isopropylthioxanthenes.
13. The liquid radiation curable composition for additive fabrication of any one of claims 5-12, wherein the (d) first reductant for reducing component (b) is represented by the following formula (IV):



wherein Ar<sub>1</sub>, is a substituted or unsubstituted aromatic group, R<sub>1</sub> is Ar<sub>1</sub> or a C<sub>2</sub>-C<sub>20</sub> aliphatic chain, and R<sub>2</sub> is R<sub>1</sub> or contains one or more substituted or unsubstituted acyl phenyl groups.

14. The liquid radiation curable composition for additive fabrication of any one of claims 5-13, wherein the free-radical photoinitiator is not optional and is a hydroxycyclohexyl phenyl ketone.
15. The liquid radiation curable composition for additive fabrication of any one of claims 5-14, wherein the second reductant possessing an electron-donating substituent attached to a vinyl group (g) is selected from the group consisting of vinyl ethers, vinyl esters, vinyl thioethers, n-vinyl carbazoles, n-vinyl pyrrolidones, n-vinyl caprolactams, allyl ethers, and vinyl carbonates.

16. The liquid radiation curable composition for additive fabrication of any one of claims 5-15, wherein the second reductant possessing an electron-donating substituent attached to a vinyl group (g) is a vinyl ether.
17. The liquid radiation curable composition for additive fabrication of claim 15 or 16, wherein the second reductant possessing an electron-donating substituent attached to a vinyl group (g) is multifunctional.
18. A liquid radiation curable composition for additive fabrication comprising:
- (a) from about 30 wt.% to about 80 wt.% of at least one cationically polymerizable component further comprising a cycloaliphatic epoxide and an oxetane;
  - (b) from about 1 wt.% to about 8 wt.% of a sulfonium salt cationic photoinitiator that possesses an absorbance of less than 0.01 at 400nm;
  - (c) from about 0.5 wt.% to about 3 wt.% of a compound according to the following formula (V):



wherein R contains an aliphatic chain from C<sub>1</sub>-C<sub>20</sub>;

- (d) a free-radically polymerizable component; and
- (e) a diphenyl(2,4,6-trimethylbenzoyl)phosphine oxide free-radical photoinitiator;

wherein the composition is curable by UV/vis optics imparting a dose of 20mJ/cm<sup>2</sup> and emitting radiation at a peak spectral intensity from about 375nm to about 500nm, more preferably from about 380nm to about 450nm, more preferably from about 390 nm to about 425 nm.

19. The liquid radiation curable composition for additive fabrication of claim 18, wherein, when subjected to an energy dose of 20mJ/cm<sup>2</sup> by UV/vis optics emitting radiation with a peak intensity at about 400nm, the cycloaliphatic epoxide achieves a T<sub>95</sub> value of less than about 55

seconds and a plateau conversion of at least about 30%; and the oxetane achieves a  $T_{95}$  value of less than about 45 seconds and a plateau conversion of at least about 33%.

20. The liquid radiation curable composition for additive fabrication of claim 18 or 19, wherein the free radical photoinitiator component possesses less than 50% of a compound containing two or more carboxyl groups, preferably less than 33% of a compound containing two or more carboxyl groups, relative to the entire amount of free radical photoinitiator present in the composition.
21. A method of forming a three-dimensional article via an additive fabrication system utilizing UV/vis optics, the method comprising:
1. providing the liquid radiation curable composition for additive fabrication of any of claims 1-20;
  2. establishing a first liquid layer of the liquid radiation curable resin;
  3. exposing the first liquid layer imagewise to actinic radiation via a UV/vis optics configuration to form an imaged cross-section, thereby forming a first cured layer;
  4. forming a new layer of liquid radiation curable resin in contact with the first cured layer;
  5. exposing said new layer imagewise to actinic radiation to form an additional imaged cross-section; and
  6. repeating steps (4) and (5) a sufficient number of times in order to build up a three-dimensional article;

wherein the UV/vis optics emit radiation at a peak spectral intensity from about 375nm to about 500nm, more preferably from about 380nm to about 450nm, more preferably from about 395 nm to about 410 nm.

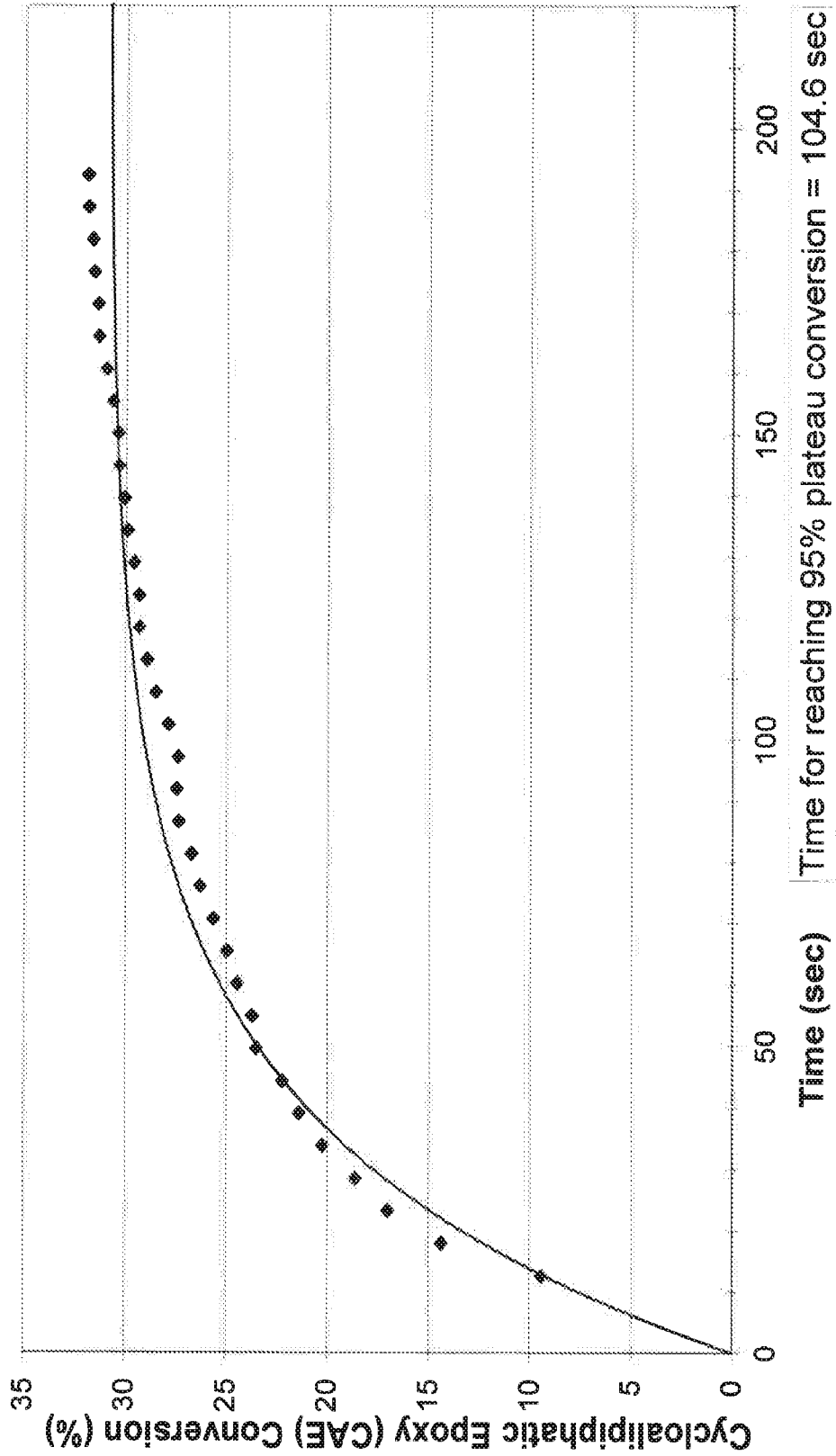
22. The method of forming a three-dimensional article via an additive fabrication system utilizing UV/vis optics of claim 21, wherein the UV/vis optics configuration is selected from the group consisting of LED/DLP, laser/DLP, LED/LCD, and laser/LCD.
23. The three-dimensional part formed by the process of claims 21 or 22 using the liquid radiation curable composition of any of claims 1-20.

**Fig 1**

**RT-FTIR of Cycloaliphatic Epoxy conversion of Plastcure ABS 3650**

365 nm light, 40 mW, 1 sec irradiance

Conversion =  $30.86[1-\exp(-0.03x(\text{Time}-0.00))]$  R-square=0.964

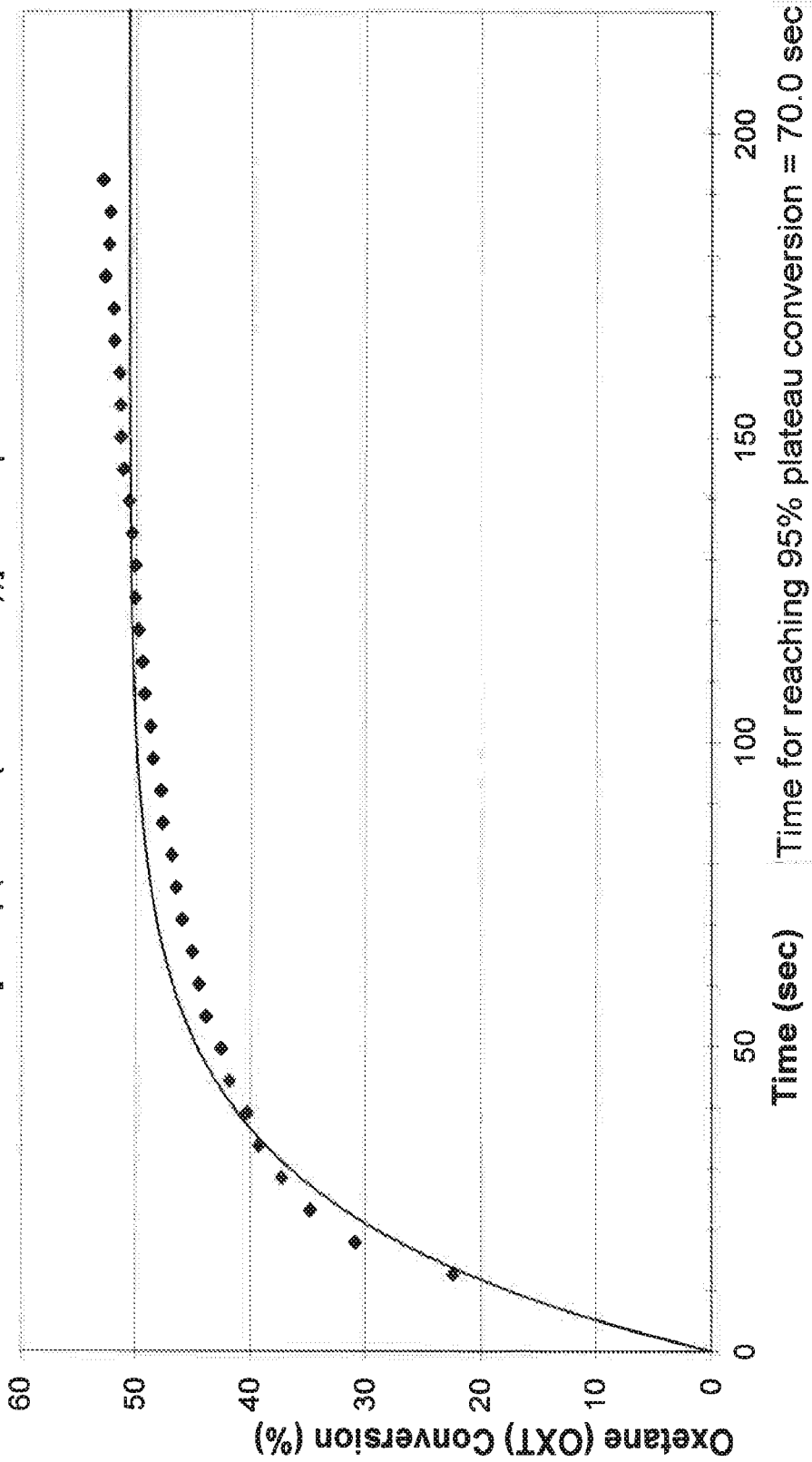


**Fig 2**

**RT-FTIR of Oxetane Conversion of Plastcure ABS 3650**

365 nm light, 40 mW, 1 sec irradiance

Conversion =  $50.67[1-\exp(-0.04x(\text{Time}-0.00))]$  R-square=0.934

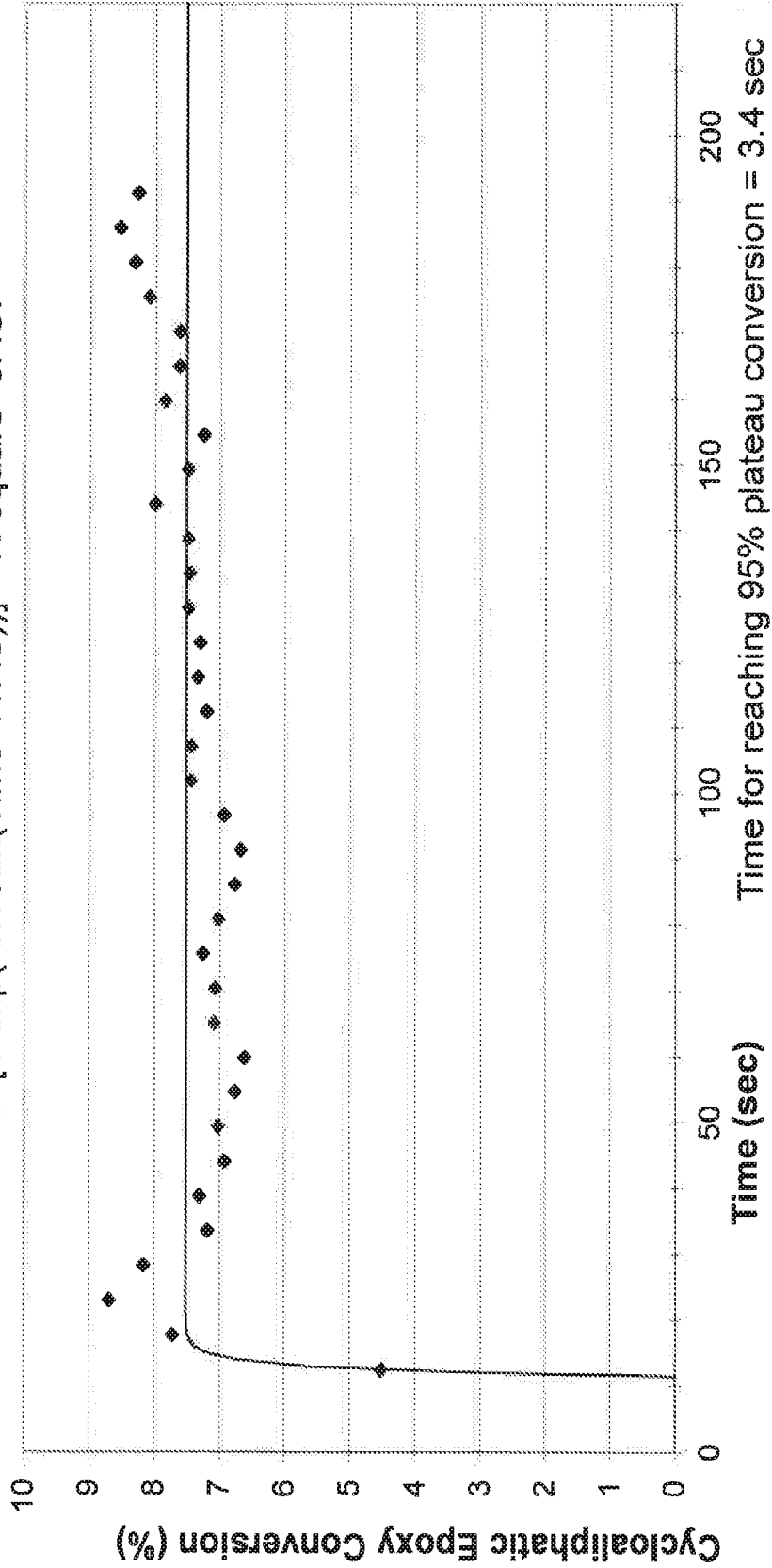


**Fig 3**

**RT-FTIR of Cycloaliphatic Epoxy Conversion of Comparative Example 3**

400 nm, 2mW, 10 secs irradiance

Conversion =  $7.52[1-\exp(-0.882x(\text{Time}-11.43))]$  R-square=0.437

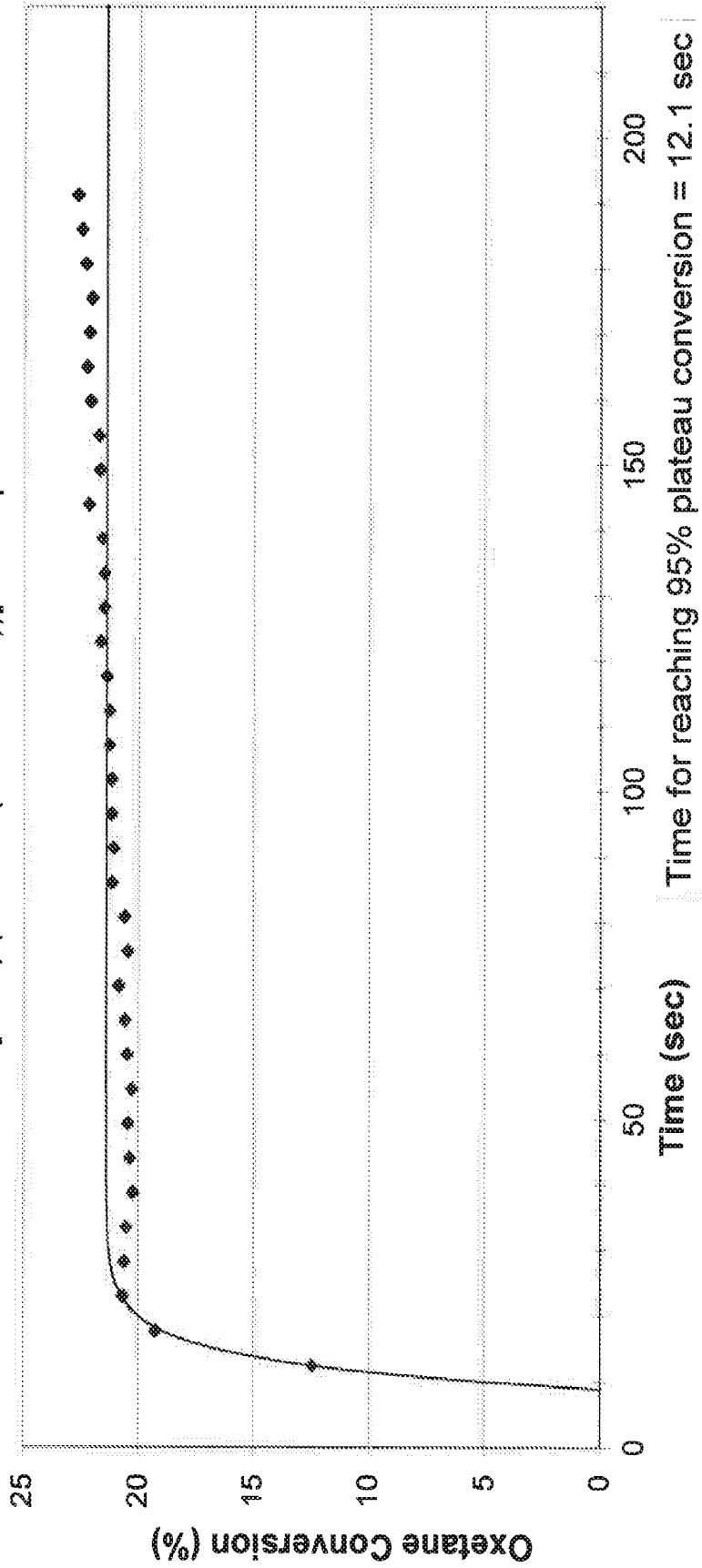


**Fig 4**

**RT-FTIR of Oxetane Conversion of Comparative Example 3**

400 nm, 2mW, 10 secs irradiance

Conversion =  $21.41[1 - \exp(-0.247 \times (\text{Time} - 8.91))]$  R-square=0.813

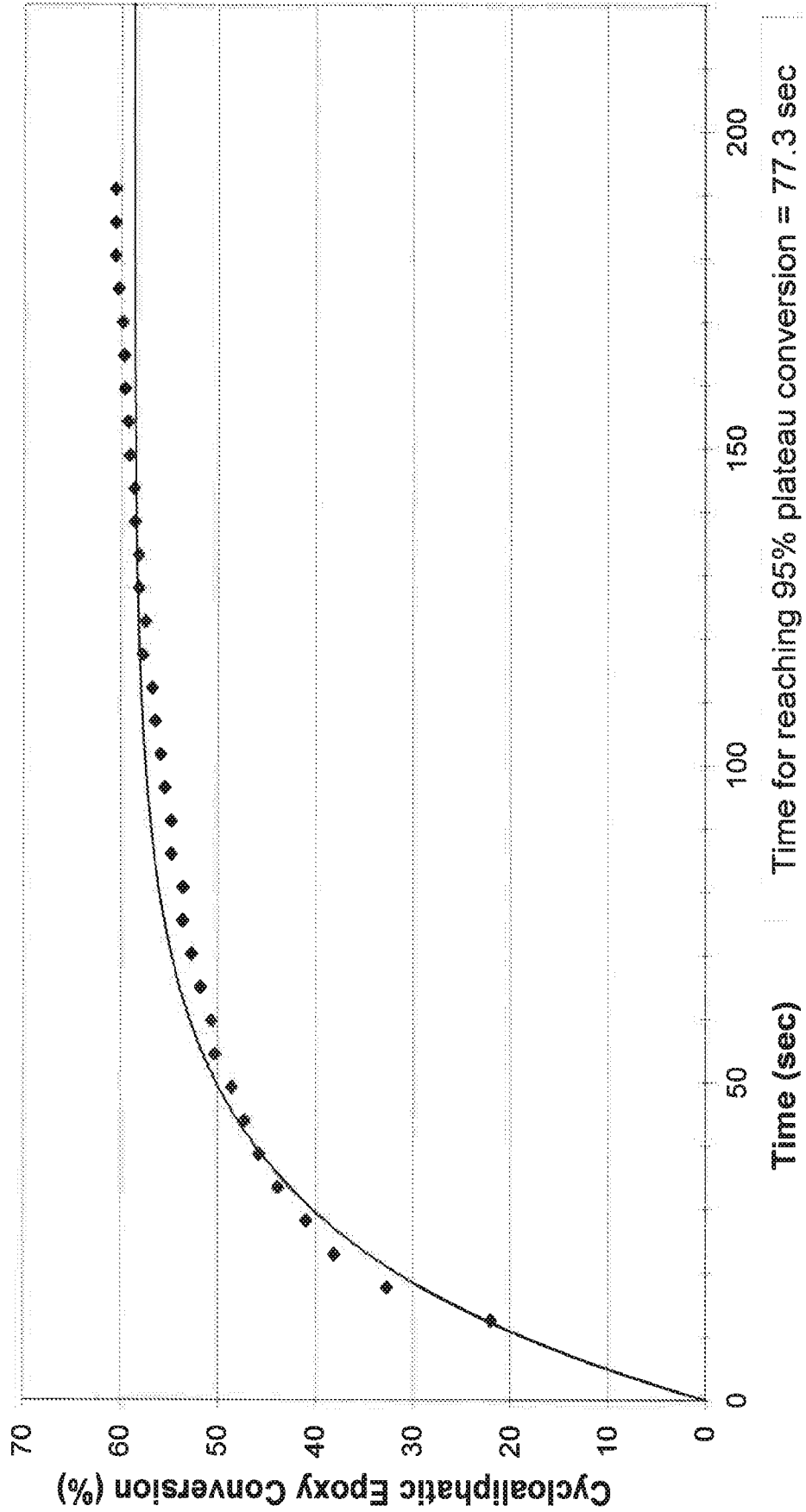


**Fig 5**

**RT-FTIR of Cycloaliphatic Epoxy Conversion of Comparative Ex 4**

365 nm, 70 mW, 1 sec irradiance

Conversion =  $58.69[1 - \exp(-0.04x(\text{Time}-0.00))]$  R-square=0.961

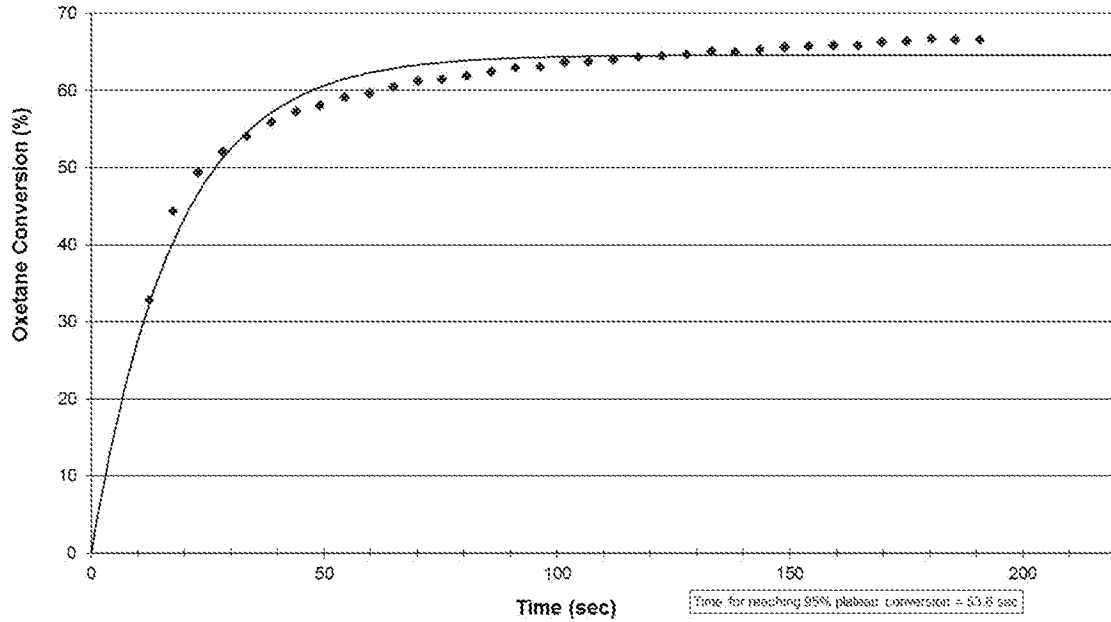


# FIG. 6

## RT-FTIR of Oxetane Conversion of Comparative Ex 4

365 nm, 70 mW, 1 sec irradiance

Conversion =  $84.61[1-\exp(-0.06x(\text{Time}-0.00))]$  R-square=0.941

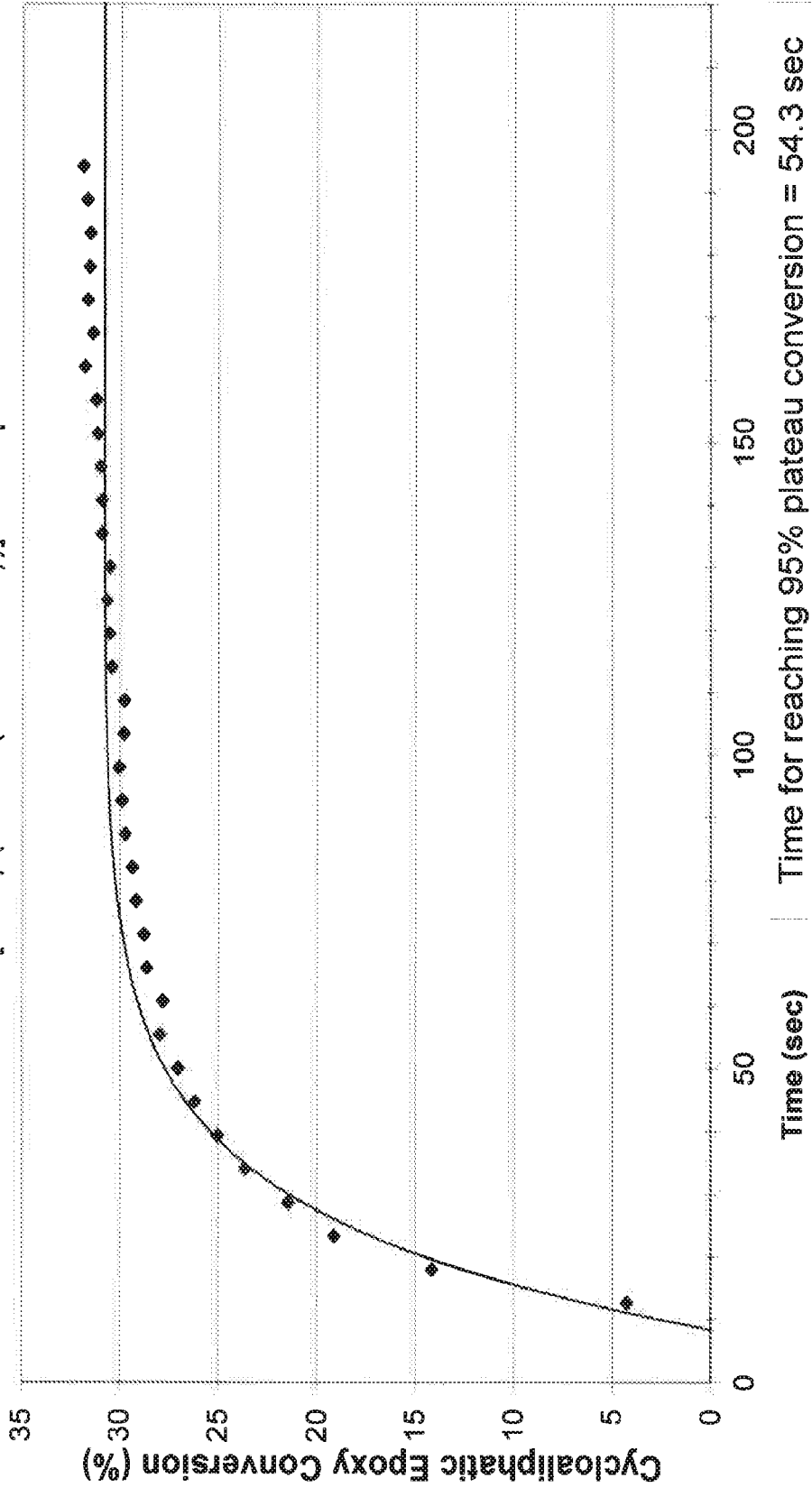


**Fig 7**

**RT-FTIR of Cycloaliphatic Epoxy Conversion of Example 5**

400 nm, 2 mW, 10 secs irradiance

Conversion =  $30.85[1-\exp(-0.06x(\text{Time}-8.43))]$  R-square=0.975

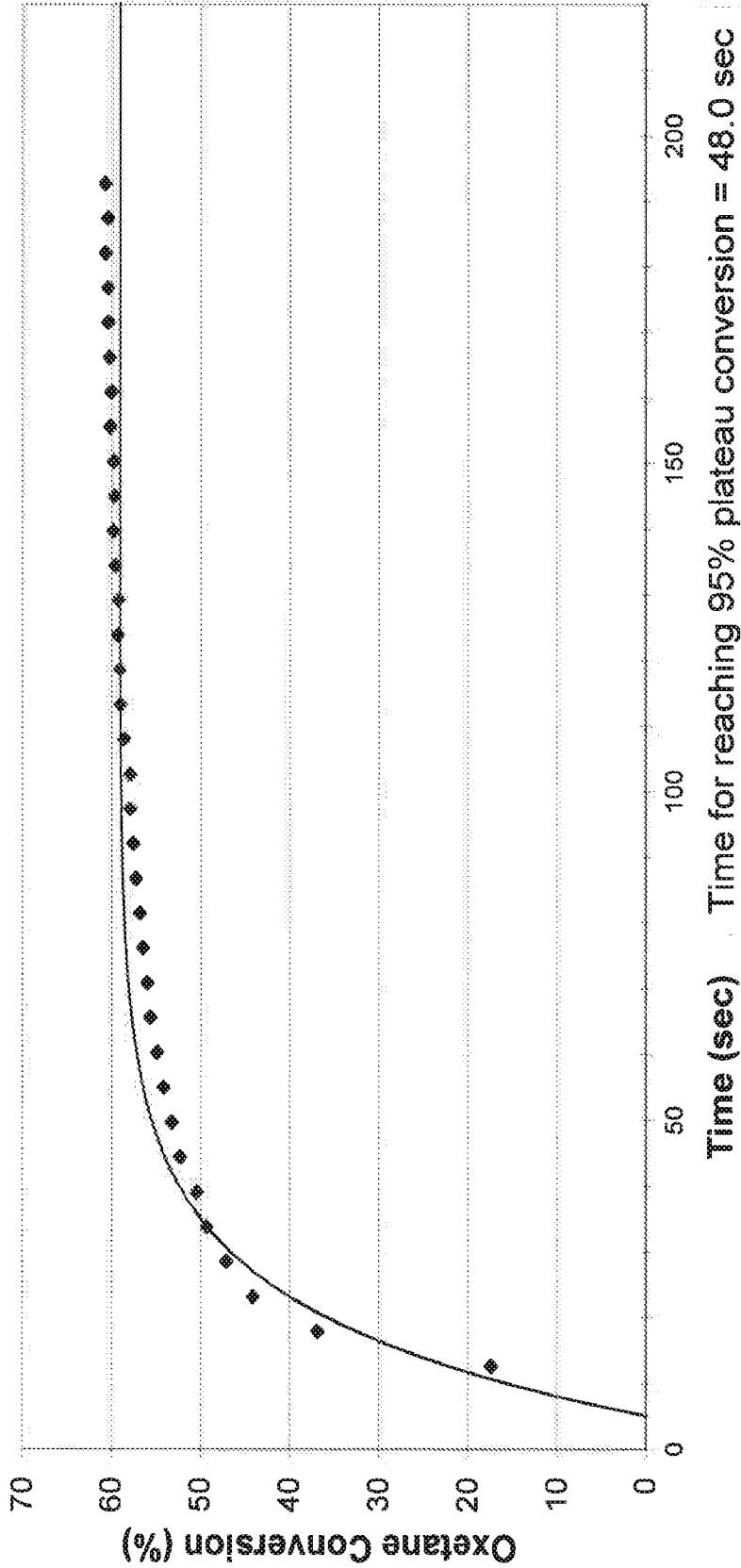


**Fig 8**

**RT-FTIR of Oxetane Conversion of Example 8**

400 nm, 2 mW, 10 secs irradiance

Conversion =  $59.11[1-\exp(-0.06x(\text{Time}-5.06))]$  R-square=0.949

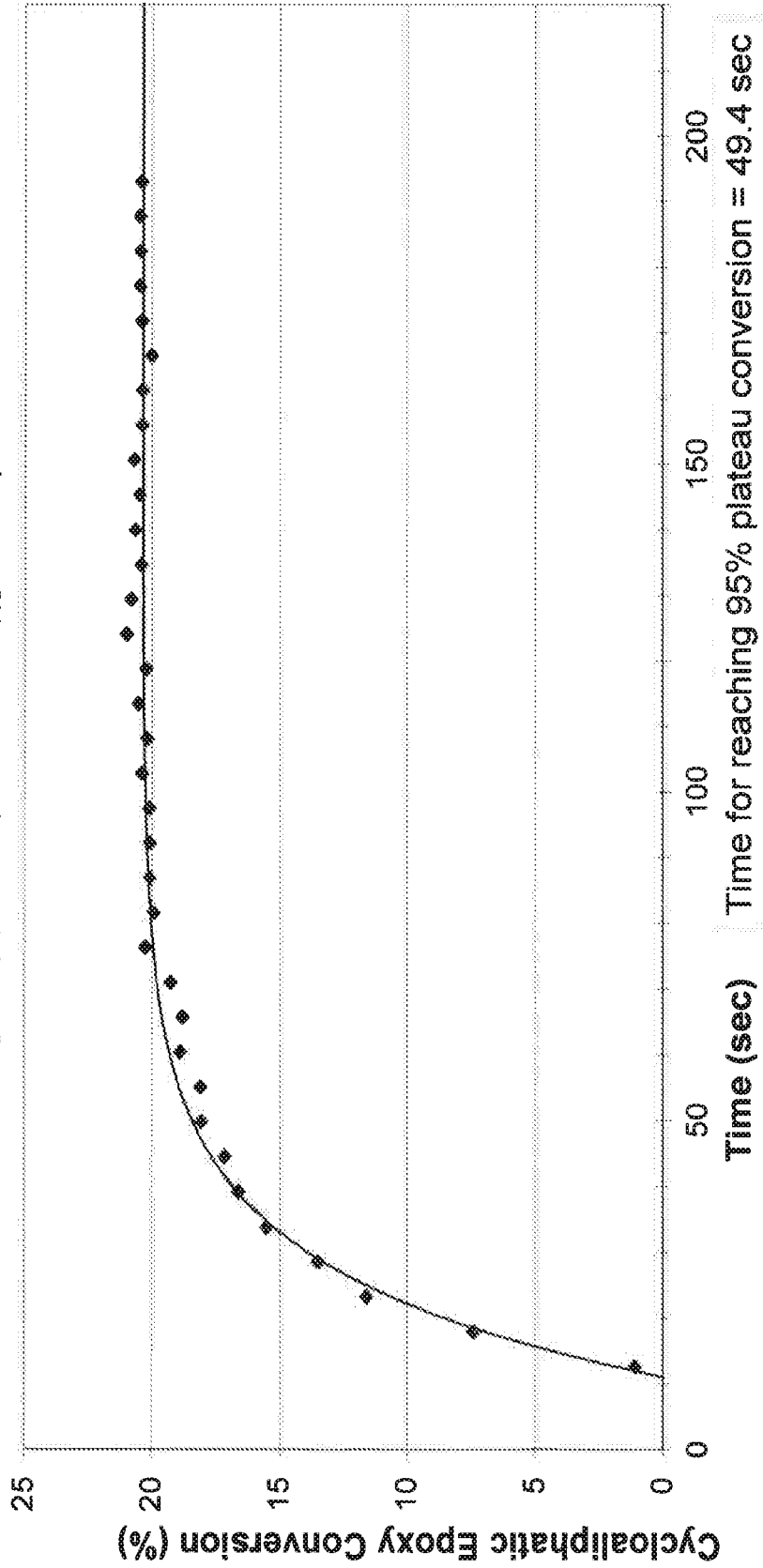


**Fig 9**

**RT-FTIR of Cycloaliphatic Epoxy Conversion of Example 6**

400 nm, 2 mW, 10 secs irradiance

Conversion =  $20.34[1 - \exp(-0.06 \times (\text{Time} - 1.00))]$  R-square=0.991

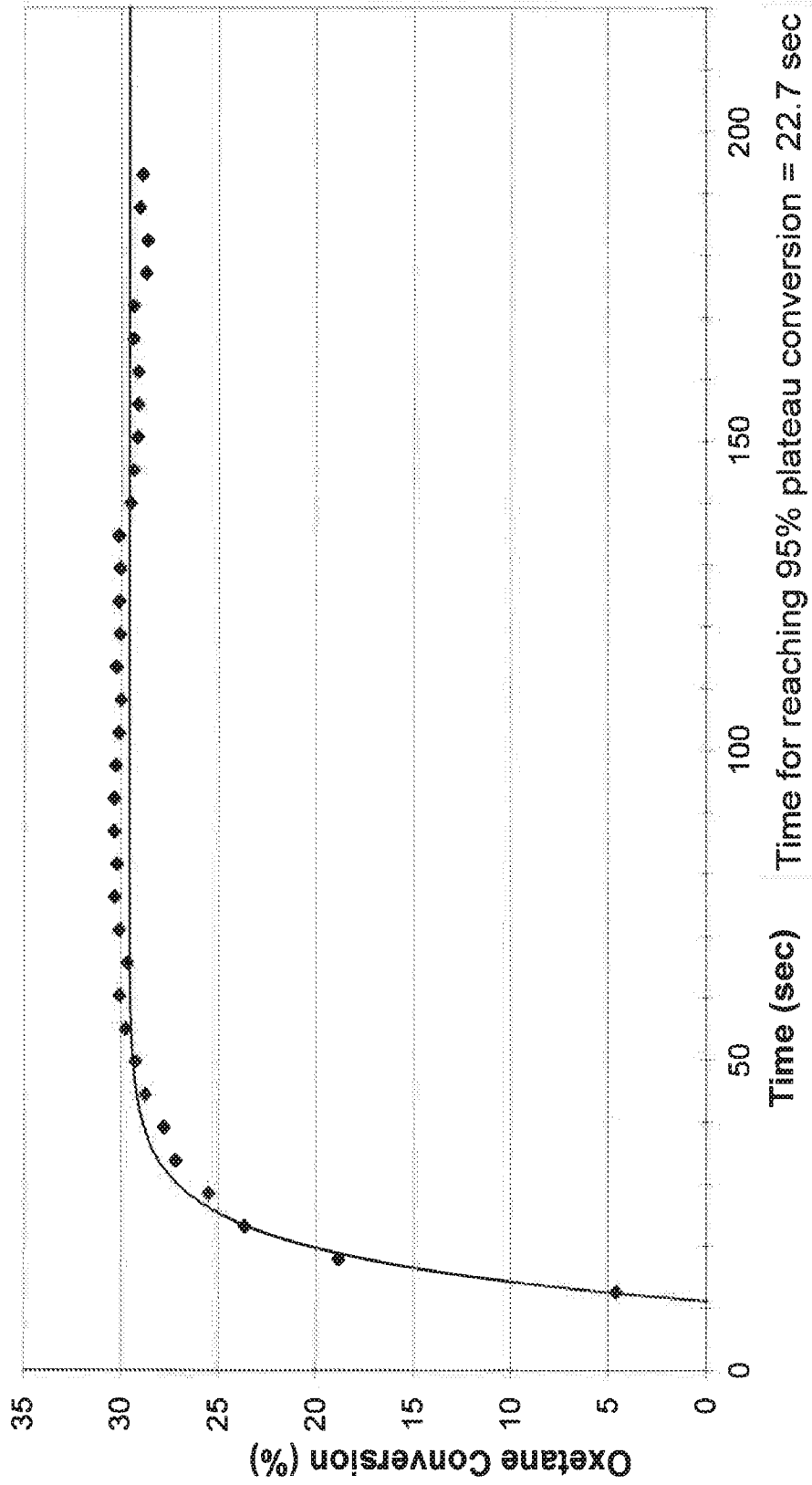


**Fig 10**

**RT-FTIR of Oxetane Conversion of Example 6**

400 nm, 2 mW, 10 secs irradiance

Conversion =  $29.56[1 - \exp(-0.13x(\text{Time}-11.12))]$  R-square=0.979

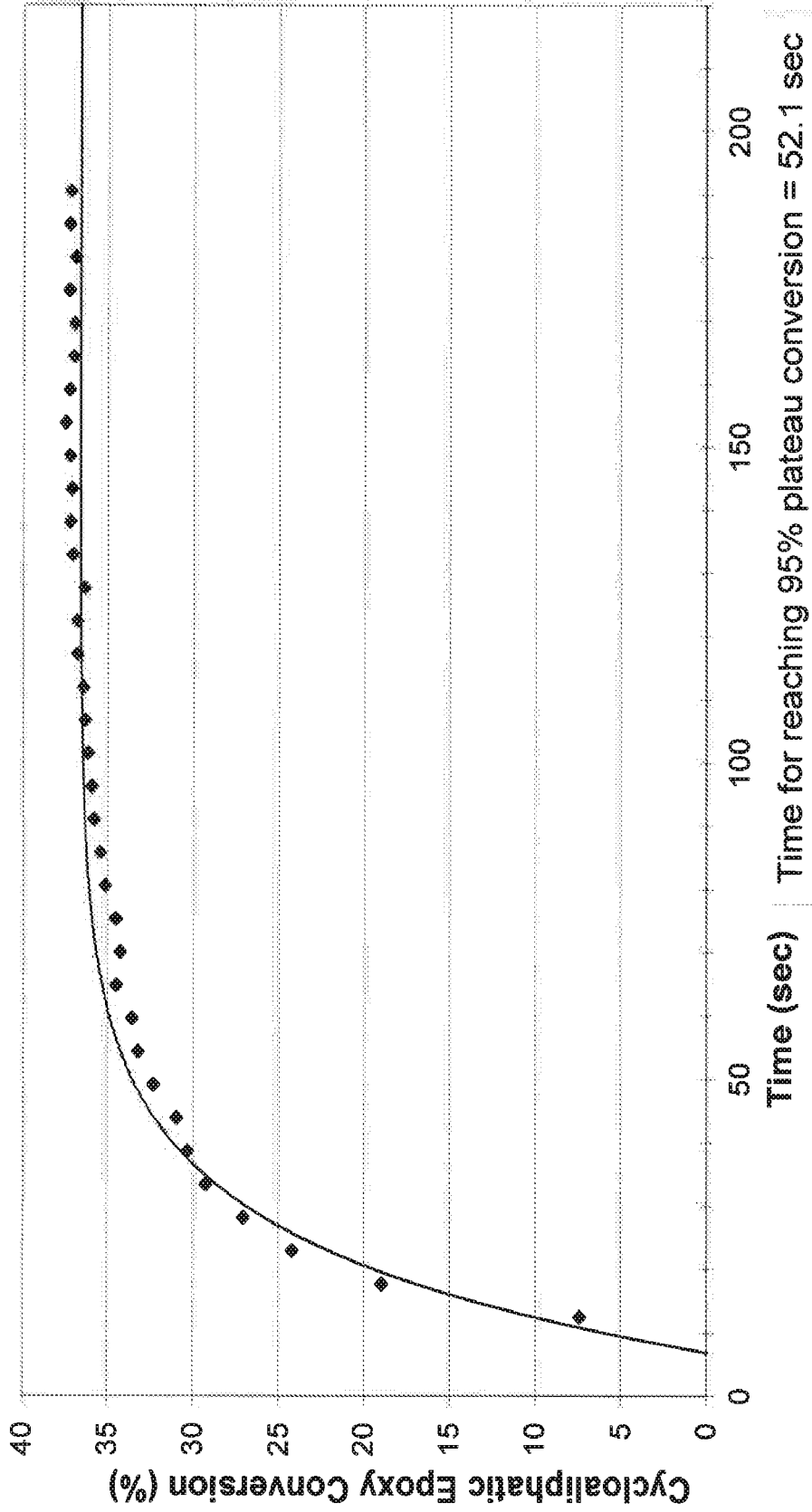


**Fig 11**

**RT-FTIR of Cycloaliphatic Epoxy Conversion of Example 7**

400 nm, 2 mW, 10 secs irradiance

Conversion =  $36.65[1-\exp(-0.06x(\text{Time}-6.87))]$  R-square=0.973

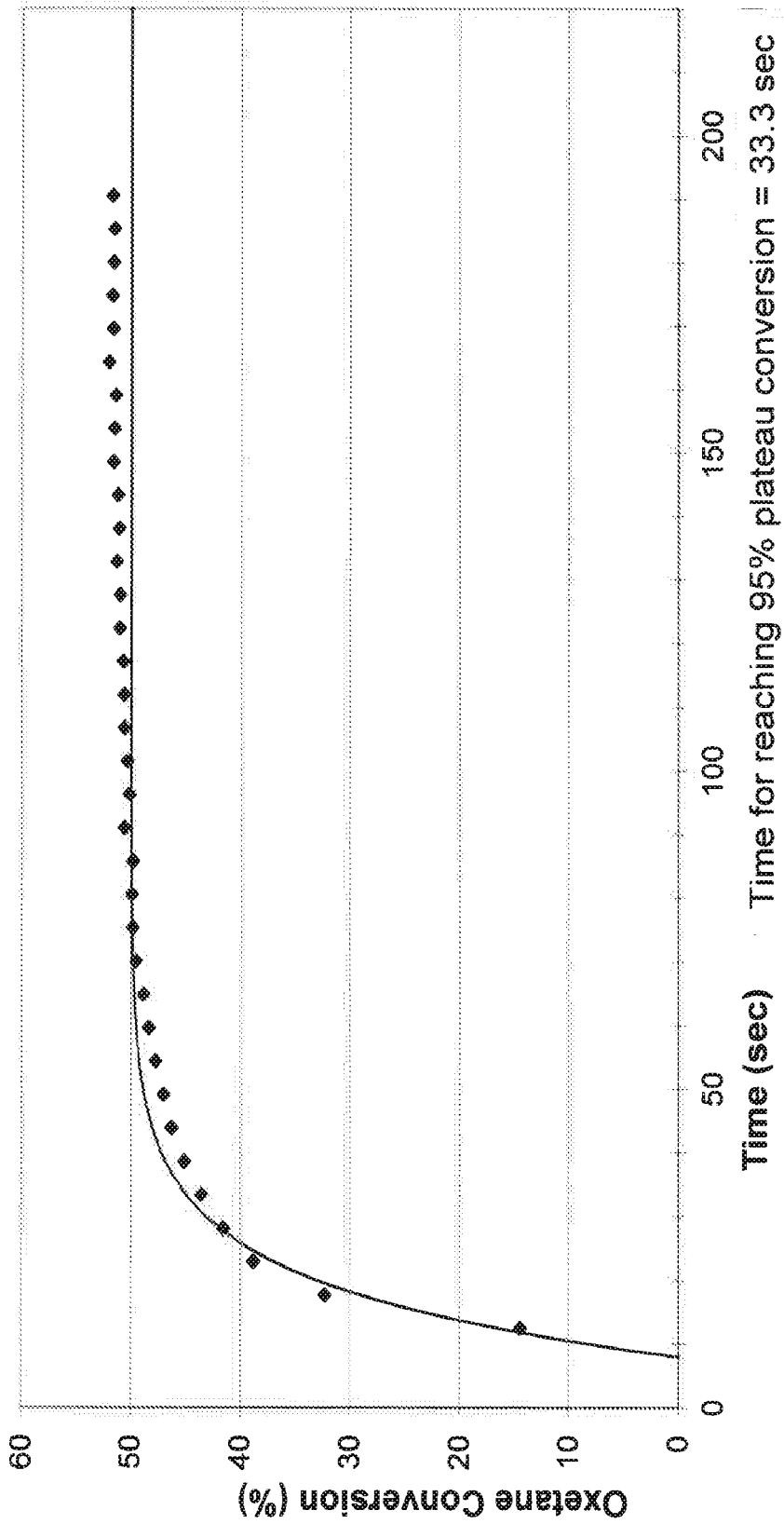


**Fig 12**

**RT-FTIR of Oxetane Conversion of Example 7**

400 nm, 2 mW, 10 secs irradiance

Conversion = 50.00[1-exp(-0.09x(Time-7.98))] R-square=0.959

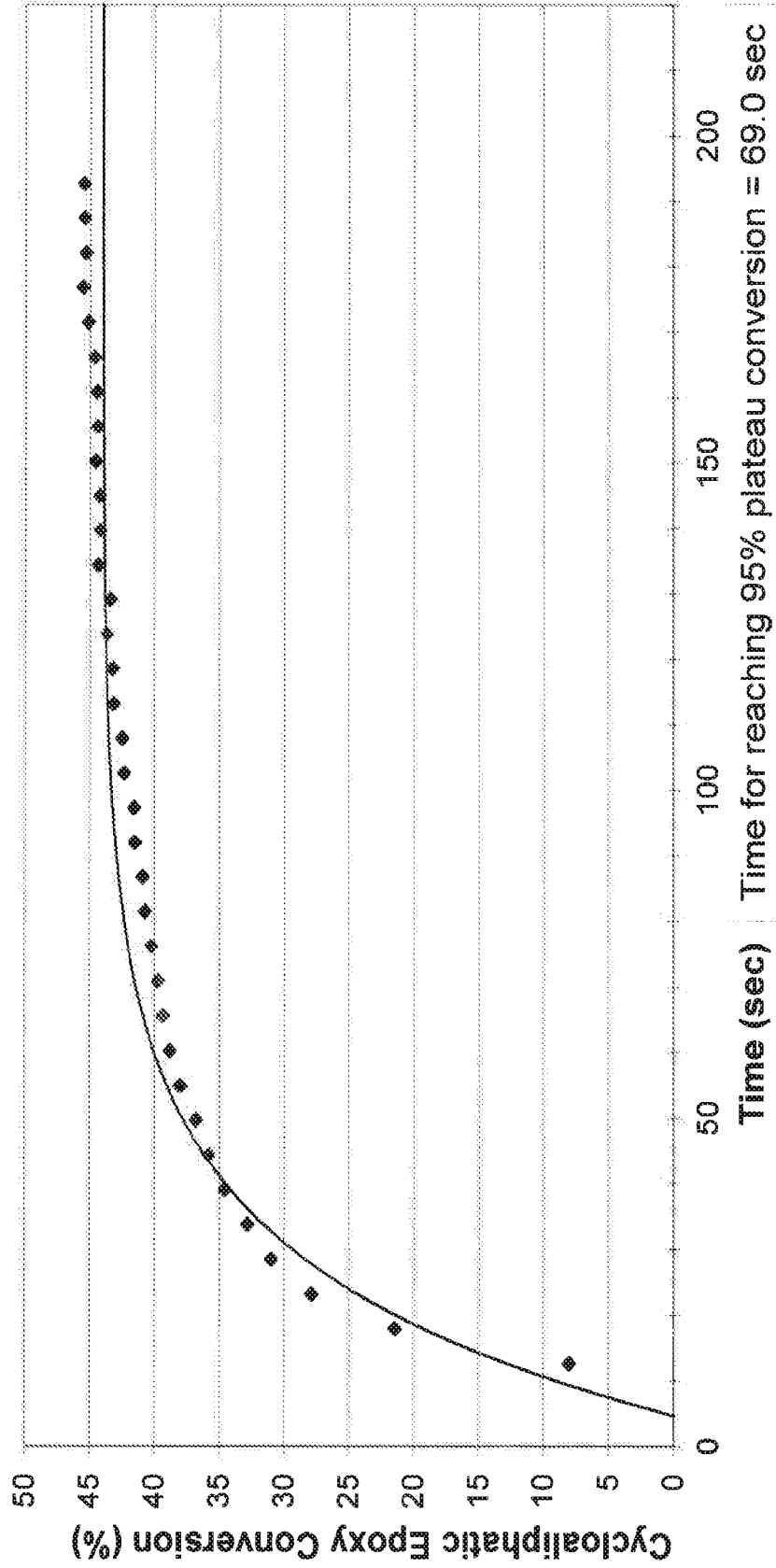


**Fig 13**

**RT-FTIR of Cycloaliphatic Epoxy Conversion of Example 8**

400 nm, 2 mW, 10 secs irradiance

Conversion =  $44.04[1 - \exp(-0.04 \times (\text{Time} - 4.63))]$  R-square = 0.956

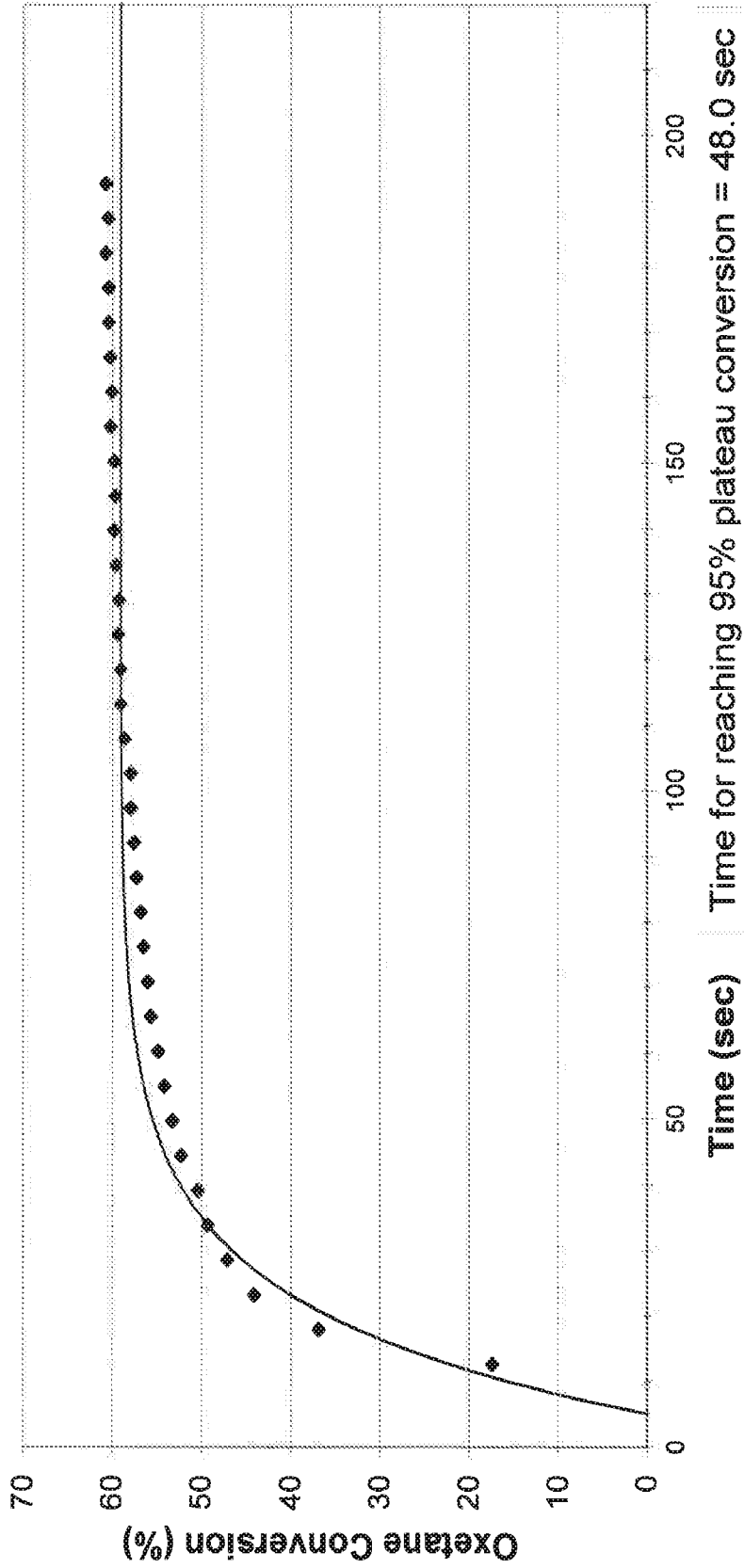


**Fig 14**

**RT-FTIR of Oxetane Conversion of Example 8**

400 nm, 2 mW, 10 secs irradiance

Conversion =  $59.11[1-\exp(-0.06x(\text{Time}-5.06))]$  R-square=0.949



## INTERNATIONAL SEARCH REPORT

International application No.

PCT/US2016/036483

<b>A. CLASSIFICATION OF SUBJECT MATTER</b> IPC(8) - C08F 2/48; C08F 2/00; C08F 2/50; C08G 65/18; C08L 63/00; G03F 7/00 (2016.01) CPC - C08F 2/48; C08F 2/00; C08F 2/50; C08G 65/18; C08L 63/00; G03F 7/00; G03F 7/0037 (2016.05) According to International Patent Classification (IPC) or to both national classification and IPC		
<b>B. FIELDS SEARCHED</b> Minimum documentation searched (classification system followed by classification symbols) IPC(8) - C08F 2/00; C08F 2/48; C08F 2/50; C08G 65/18; C08L 63/00; G03F 7/00 (2016.01) CPC - C08F 2/00; C08F 2/48; C08F 2/50; C08G 65/18; C08L 63/00; G03F 7/00; G03F 7/0037 (2016.05)		
Documentation searched other than minimum documentation to the extent that such documents are included in the fields searched USPC - 264/401; 430/280.1; 522/6; 522/7; 522/15; IPC(8) - C08F 2/00; C08F 2/48; C08F 2/50; C08G 65/18; C08L 63/00; G03F 7/00; CPC - C08F 2/00; C08F 2/48; C08F 2/50; C08G 65/18; C08L 63/00; G03F 7/00; G03F 7/0037 (keyword delimited)		
Electronic data base consulted during the international search (name of data base and, where practicable, search terms used) Orbit, Google Patents, Google, PubChem, SureChem Search terms used: liquid, UV/vis, ultraviolet, light, radiation, curable, epoxide, glycidyl, oxetane, plateau, conversion, sulfonium, photoinitiator, iodonium, cationic, vinyl, photosensitizer, reductant, ether, halide, electron donor, free-radical, oxyanthracene, phosphine, additive fabrication, 3D printing, stereolithography		
<b>C. DOCUMENTS CONSIDERED TO BE RELEVANT</b>		
Category*	Citation of document, with indication, where appropriate, of the relevant passages	Relevant to claim No.
A	US 2015/0044623 A1 (DSM IP ASSETS BV) 12 February 2015 (12.02.2015) entire document	1-3, 5-7, 18-20
A	US 6,610,759 B1 (CHAPPELOW et al) 26 August 2003 (26.08.2003) entire document	1-3, 5-7, 18-20
A	US 6,368,769 B1 (OHKAWA et al) 09 April 2002 (09.04.2002) entire document	1-3, 5-7, 18-20
<input type="checkbox"/> Further documents are listed in the continuation of Box C. <input type="checkbox"/> See patent family annex.		
* Special categories of cited documents: "A" document defining the general state of the art which is not considered to be of particular relevance "E" earlier application or patent but published on or after the international filing date "L" document which may throw doubts on priority claim(s) or which is cited to establish the publication date of another citation or other special reason (as specified) "O" document referring to an oral disclosure, use, exhibition or other means "P" document published prior to the international filing date but later than the priority date claimed "T" later document published after the international filing date or priority date and not in conflict with the application but cited to understand the principle or theory underlying the invention "X" document of particular relevance; the claimed invention cannot be considered novel or cannot be considered to involve an inventive step when the document is taken alone "Y" document of particular relevance; the claimed invention cannot be considered to involve an inventive step when the document is combined with one or more other such documents, such combination being obvious to a person skilled in the art "&" document member of the same patent family		
Date of the actual completion of the international search		Date of mailing of the international search report
28 July 2016		29 AUG 2016
Name and mailing address of the ISA/ Mail Stop PCT, Attn: ISA/US, Commissioner for Patents P.O. Box 1450, Alexandria, VA 22313-1450 Facsimile No. 571-273-8300		Authorized officer Blaine R. Copenheaver PCT Helpdesk: 571-272-4300 PCT OSP: 571-272-7774

## INTERNATIONAL SEARCH REPORT

International application No.

PCT/US2016/036483

**Box No. II Observations where certain claims were found unsearchable (Continuation of item 2 of first sheet)**

This international search report has not been established in respect of certain claims under Article 17(2)(a) for the following reasons:

1.  Claims Nos.:  
because they relate to subject matter not required to be searched by this Authority, namely:
  
2.  Claims Nos.:  
because they relate to parts of the international application that do not comply with the prescribed requirements to such an extent that no meaningful international search can be carried out, specifically:
  
3.  Claims Nos.: 4, 8-17, 21-23  
because they are dependent claims and are not drafted in accordance with the second and third sentences of Rule 6.4(a).

**Box No. III Observations where unity of invention is lacking (Continuation of item 3 of first sheet)**

This International Searching Authority found multiple inventions in this international application, as follows:

1.  As all required additional search fees were timely paid by the applicant, this international search report covers all searchable claims.
2.  As all searchable claims could be searched without effort justifying additional fees, this Authority did not invite payment of additional fees.
3.  As only some of the required additional search fees were timely paid by the applicant, this international search report covers only those claims for which fees were paid, specifically claims Nos.:
  
4.  No required additional search fees were timely paid by the applicant. Consequently, this international search report is restricted to the invention first mentioned in the claims; it is covered by claims Nos.:

**Remark on Protest**

- The additional search fees were accompanied by the applicant's protest and, where applicable, the payment of a protest fee.
- The additional search fees were accompanied by the applicant's protest but the applicable protest fee was not paid within the time limit specified in the invitation.
- No protest accompanied the payment of additional search fees.