



12

EUROPEAN PATENT SPECIFICATION

49 Date of publication of patent specification: **08.03.95** 51 Int. Cl.⁸: **C12Q 1/68**

21 Application number: **89306877.5**

22 Date of filing: **06.07.89**

The file contains technical information submitted after the application was filed and not included in this specification

54 **DNA sequencing.**

30 Priority: **12.07.88 US 218103**

43 Date of publication of application:
17.01.90 Bulletin 90/03

45 Publication of the grant of the patent:
08.03.95 Bulletin 95/10

84 Designated Contracting States:
AT BE CH DE ES FR GB GR IT LI LU NL SE

56 References cited:
EP-A- 0 265 293
DE-A- 3 841 565

Proceedings of the National Academy of Sciences, USA vol. 74, no. 12, December 1977, Baltimore, Md pages 5463 - 5467; Sanger et al.: "DNA sequencing with chain-terminating inhibitors"

Biochimica et Biophysica Acta vol. 447, 1976, Amsterdam pages 175 - 187; Helfman et al.: "Escherichia coli DNA polymerases II and III: Activation by magnesium or by manganous ions"

73 Proprietor: **THE PRESIDENT AND FELLOWS OF HARVARD COLLEGE**
17 Quincy Street
Cambridge, MA 02138 (US)

72 Inventor: **Tabor, Stanley**
37 Fayerweather Street
Cambridge
Massachusetts 02138 (US)
Inventor: **Richardson, Charles C.**
78 Chesnut Hill Road
Massachusetts 02167 (US)

74 Representative: **Moon, Donald Keith et al**
BREWER & SON
Ouality House
Ouality Court
Chancery Lane
London WC2A 1HT (GB)

EP 0 351 138 B1

Note: Within nine months from the publication of the mention of the grant of the European patent, any person may give notice to the European Patent Office of opposition to the European patent granted. Notice of opposition shall be filed in a written reasoned statement. It shall not be deemed to have been filed until the opposition fee has been paid (Art. 99(1) European patent convention).

Proceedings of the National Academy of Sciences, USA vol. 84, July 1987, Baltimore, Md pages 4767 - 4771; Tabor et al.: "DNA sequence analysis with a modified bacteriophage T7 DNA polymerase"

Science vol. 238, 16 October 1987, Washington, DC pages 336 - 341; Prober et al.: "A system for rapid DNA sequencing with fluorescent chain-terminating dideoxynucleotides "

Biochemistry vol. 16, no. 22, 01 November 1977, Easton Pa. pages 4927 - 4934; Shu-Fong Wang et al.: "Effect of Mn²⁺ on the in vitro activity of human deoxyribonucleic acid polymerase beta"

The Journal of Biological Chemistry vol. 244, no. 11, 10 June 1969, Baltimore Md pages 3019 - 3028; Deutscher et al.: "Enzymatic synthesis of deoxyribonucleic acid"

Analytical Biochemistry vol. 159, no. 1, 15 November 1986, New York NY pages 24 - 28; Ambrose et al.: "One-lane sequence analysis of oligodeoxyribonucleotides"

Proceedings of the National Academy of Sciences, USA vol. 86, no. 11, June 1989, Washington DC pages 4076 - 4080; Tabor et al.: "Effect of manganese ion on the incorporation of dideoxynucleotides by bacteriophage T7 DNA polymerase and Escherichia coli DNA polymerase I "

Biotechniques vol. 6, no. 5, 1988, Natick Mass pages 460 - 469; Toneguzzo et al.: "Use of chemically modified T7 DNA polymerase for manual and automated sequencing of supercoiled DNA"

Description

Background of the Invention

- 5 This invention relates to DNA sequencing and in particular to automated methods for DNA sequencing.
- DNA sequencing is generally carried out by the method of Sanger et al. (Proc. Nat. Acad. Sci. USA 74:5463, 1977) and involves enzymatic synthesis of single strands of DNA from a single stranded DNA template and a primer. Referring to Fig. 1, four separate syntheses are carried out. A single stranded template is provided along with a primer which hybridizes to the template. The primer is elongated using a
- 10 DNA polymerase, and each reaction terminated at a specific base (guanine, G, adenine, A, thymine, T, or cytosine, C) via the incorporation of an appropriate chain terminating agent, for example, a dideoxynucleotide. Enzymes currently used for this method of sequencing include: the large fragment of *Escherichia coli* DNA polymerase I ("Klenow" fragment), reverse transcriptase, Taq polymerase, and a modified form of bacteriophage T7 DNA polymerase.
- 15 Still referring to Fig. 1, the four DNA synthesis reactions result in formation of four series of DNA products, each product having one defined terminus and one variable terminus. The defined terminus starts with the primer molecule. The variable terminus ends with a chain terminating amount specific for the nucleotide base (either G, A, T, or C) at which the synthesis reaction terminated. The four different series of products are each separated on the basis of their molecular weight, in four separate lanes in a high
- 20 resolution polyacrylamide gel, to form four series of bands, with each band on the gel corresponding sequentially to a specific nucleotide in the DNA sequence. Thus, the relative positions of the bands identify the positions in the DNA sequence of each given nucleotide base. Generally, the DNA products are labelled so that the bands produced are readily detected. As shown in Fig. 1, the intensity of the bands is generally non-uniform, within a single lane, because band intensity is directly related to the total number or
- 25 concentration of DNA products of the same molecular weight in a specific lane, and this number varies from one product to another even when they are of approximately the same molecular weight and even when they contain the same chain terminating agent.
- Using the above methodology, automated systems for DNA sequence analysis have been developed. One instrument, manufactured by EG&G, uses a ³²P-label and a DNA polymerase, and the resulting DNA
- 30 products separated by gel electrophoresis. Toneguzzo et al., 6 *Biotechniques* 460, 1988. A ³²P-detector at the bottom of the gel scans for radioactivity as it passes through the bottom of the gel. Four synthesis reactions are required for each template to be sequenced, as well as four lanes on each gel, a separate lane being used for products terminated by each specific chain terminating agent, as shown for example in Fig. 1.
- 35 Kanbara et al., 6 *Biotechnology* 816, 1988, have replaced the ³²P-labelled primer, described above, with a fluorescent labelled primer. The resulting fluorescently labelled products are excited with a laser at the bottom of the gel and the fluorescence detected with a CRT monitor. This procedure also requires four synthesis reactions and four lanes on the gel for each template to be sequenced.
- Applied Biosystems manufactures an instrument in which four different primers are used, each labelled
- 40 with a different fluorescent marker. Smith et al., 13 *NUC. Acid. Res.* 2399, 1985; and 321 *Nature* 674, 1986. Each primer is used in a separate reaction containing one of four dideoxynucleotides. After the four reactions have been carried out they are combined together and run in a single lane on a gel. A laser at the bottom of the gel is used to detect fluorescent products after they have been permeated or electrophoresed through the gel. This system requires four separate annealing reactions and four separate synthesis
- 45 reactions for each template, but only a single lane on the gel. Computer analysis of the sequence is made easier by having all four bands in a single lane.
- DuPont provides an instrument in which a different fluorescent marker is attached to each of four dideoxynucleoside triphosphates. Prober et al., 238 *Science* 336, 1987. A single annealing step, a single polymerase reaction (containing each of the four labelled dideoxynucleosides triphosphates) and a single
- 50 lane in the sequencing gel are required. The four different fluorescent markers in the DNA products are detected separately as they are electrophoresed through the gel.
- Englert et al., U.S. Patent 4,707,237 (1987), describes a multichannel electrophoresis apparatus having a detection means, disposed substantially across the whole width of the gel, which can sense labelled DNA products as they migrate past the detector means in four separate lanes, and identifies the channel or lane
- 55 in which the sample is located. Preferably, radioisotopic labels are used.
- Inherent to procedures currently used for DNA sequence analysis is the necessity to separate either radioactively or fluorescently-labelled DNA products by a gel permeation procedure such as polyacrylamide or other gel electrophoresis, and then detect their locations relative to one another along the axis of

permeation or movement through the gel. The accuracy of this procedure is determined in part by the uniformity of the signal in bands which have permeated approximately the same distance through the gel. Differences or variations in signal intensities between nearby bands create several problems. First, they decrease the sensitivity of the method, which is limited by the ability to detect the bands containing the weakest signals. Second, they create difficulties in determining whether a band with a weak signal is a true signal due to the incorporation of a chain terminating agent, or an artifact due to a pause site in the DNA, where the polymerase has dissociated. Third, they decrease the accuracy in determining the DNA sequence between closely spaced bands since the strong signal of one band may mask the weak signal of its neighbor.

Summary of the Invention

All of the foregoing problems are overcome in the present invention, where approximately the same amounts of DNA products of similar molecular weights are produced in a sequencing reaction, and thus nearby bands in the sequencing gel, in the same lane, are of approximately the same intensity.

The ability to produce nearby bands of approximately the same intensity is useful since it permits the results of any sequencing reaction to be read more easily and with greater certainty. Further, since the DNA products from a sequencing reaction with a specific chain terminating agent form bands which are of approximately the same intensity as that of nearby bands, band intensity itself provides a specific label for the series of bands so formed. The number of DNA products of approximately the same molecular weight produced by a given chain terminating agent varies depending upon the concentration of the chain terminating agent. Thus, by using a different concentration of each of the four chain terminating agents for the synthesis, the DNA products incorporating one chain terminating agent are distinguished from DNA products of approximately the same molecular weight incorporating other chain terminating agents in that they differ in number or amount; consequently, the bands of DNA products can be identified as to chain terminating agent simply by their intensity as compared to the intensities of nearby bands. As a result two or more series of DNA products, each series having a different chain terminating agent, can be subjected to gel permeation in a single lane and identified, i.e., distinguished from each other, by the intensity of each band as compared to the intensity of nearby bands. Moreover, the syntheses of DNA products incorporating different chain terminating agents need not be carried out separately, in separate containers, but may all be carried out simultaneously in a single reaction vessel, and the same label, e.g., radioisotopic, fluorescent, etc. can, if desired, be used for all chain terminating agents instead of a different label for each, thus simplifying the procedure.

It should be noted, however, that there is a gradual decrease in intensity of all bands of DNA products as they permeate through the gel, those that have travelled the shortest distance displaying less intensity than those which have travelled the farthest distance. Nevertheless, the relative intensity of each band as compared to nearby bands at any location along the axis of permeation remains approximately the same throughout. This conservation of relative intensity throughout the extent of permeation makes possible the present invention.

By "nearby bands" is meant those in the same lane within about 20-30mm either ahead of or behind the band in question, measured along the axis of permeation. In general, the nearby bands include DNA products differing from the one in question by no more than 20 bases (i.e., with a mass differing by no more than about 6,000 daltons).

In general, the invention features a DNA polymerase for use in DNA sequencing reactions, which, in a sequencing reaction, causes DNA products of slightly different molecular weight to be produced in approximately equal numbers. Thus, when such DNA products are separated in a gel matrix they form bands, with nearby bands being of approximately the same intensity. Without being bound to any particular theory, the inventors regard this uniformity in intensity as being due to the polymerase not discriminating between normal nucleoside triphosphates and chain terminating agents, such as dideoxynucleoside triphosphates.

In a first aspect, the invention features a method for sequencing a strand of DNA comprising the steps of: providing said strand of DNA, annealing said strand with a primer able to hybridize to said strand to give an annealed mixture, and incubating said annealed mixture with a deoxyribonucleoside triphosphate, a DNA polymerase, and a first chain terminating agent, characterised in that said incubation is carried out in the presence of divalent or trivalent manganese or iron cations and under conditions effective to cause said polymerase to elongate said primer to form a first series of first DNA products differing in the length of the elongated primer, each said first DNA product having a said chain terminating agent at its elongated end, the quantity of each said first DNA product being approximately the same for substantially all DNA products

differing in length from 1 to 20 bases. Preferably, the method further includes the steps of: separating said first DNA products by gel permeation according to molecular weight to form a first series of bands, each said first series of bands representing a said first DNA product of a particular molecular weight, wherein the intensity of each nearby first series band is approximately the same for substantially all said first series bands, and determining the position of each said first series band.

By "substantially all" is meant that at least 9 out of 10 (or 19 out of 20) nearby bands have approximately the same intensity. That is, only occasional bands will have a different intensity. This different intensity results from artifacts. One example is the compression of two or more DNA products of different molecular weight within one band. The results of two such compressions are shown in Fig. 2 where the artifactual bands are marked with an asterisk. By approximately the same is meant that band intensity varies by at most 2 fold, most preferably at most 1.2 fold. By gel permeation is meant to include existing polyacrylamide gels used for DNA sequencing, and any other mechanism for separating DNA products according to their molecular weight.

In one embodiment, production of nearby bands of approximately the same intensity is achieved by incubating a DNA polymerase in a solution containing manganese or iron ions.

In one preferred embodiment, the method further includes the steps of providing a second chain terminating agent in the annealed mixture at a concentration different from the first chain terminating agent, wherein the DNA polymerase causes production of a second series of second DNA products, each second DNA product having the second chain terminating agent at its elongated end, the number of each second DNA product being approximately the same for substantially all DNA products differing in length from 1 to 20 bases, wherein the number of substantially all the first and all the second DNA products differing in length from 1 to 20 bases is distinctly different. Most preferably, the second series of second DNA products form a second series of bands when separated by gel permeation according to molecular weight, wherein the intensity of substantially all nearby second series bands is approximately the same, and the intensity of substantially all bands of the first series is distinctly and distinguishably different from the intensity of each nearby band of the second series, and the method further includes the step of determining the position and intensity of each band, the intensity being representative of a particular band series.

By distinctly different is meant that a band of one series can be distinguished from a nearby band (i.e., a band with a length differing from 1 to 20 bases) in the other series. That is, a machine which measures the number of DNA products of a specific molecular weight can distinguish the two series of DNA products from each other.

In another preferred embodiment, the method includes providing two other chain terminating agents wherein the polymerase causes production of a second and third series of second and third DNA products, the number of each second and third DNA products being approximately the same for substantially all DNA products differing in length from 1 to 20 bases, wherein the number of substantially all the first, all the second and all the third DNA products differing in length from 1 to 20 bases is distinctly different. Most preferably, each second and third series of the second and third DNA products form a different series of second and third bands, when separated by gel permeation according to molecular weight, wherein the intensity of substantially all nearby second series bands is approximately the same, the intensity of substantially all nearby third series bands is approximately the same, and wherein the intensity of substantially all nearby bands of different series is distinctly different; and the method further includes the steps of determining the position and intensity of each band, the intensity being representative of a particular band series.

In yet another preferred embodiment, the method includes providing in the annealed mixture four different deoxyribonucleoside triphosphates and four different chain terminating agents, wherein the DNA polymerase causes production of second, third and fourth series of second, third and fourth DNA products, the number of each second, third and fourth DNA products being approximately the same for substantially all DNA products differing in length from 1 to 20 bases, wherein the number of substantially all the first, all the second, all the third and all the fourth DNA products differing in length from 1 to 20 bases is distinctly different. Most preferably, each second, third and fourth series produce series of second, third and fourth bands, when separated by gel permeation according to molecular weight, wherein the intensity of substantially all nearby second series bands, or substantially all nearby third series bands, or substantially all nearby fourth series bands is approximately the same, and wherein the intensity of substantially all nearby bands in a different series is distinctly different; most preferably, the method further includes the steps of determining the position and intensity of each band, the intensity being representative of a particular band series.

In other preferred embodiments, the annealed mixture is provided with a manganese or iron ion, wherein the ion causes the polymerase to be non-discriminatory for a chain terminating agent; the DNA

products are separated according to molecular weight in less than four lanes of a gel; the intensity of each band is measured by a gel reading apparatus; the DNA polymerase is chosen from a T7-type DNA polymerase, the large fragment of *E. coli* DNA polymerase I, and Taq polymerase; and the chain terminating agent is a dideoxynucleoside triphosphate.

5 In related aspects, the invention features a method for sequencing a strand of DNA, including the steps of either (a) providing a DNA polymerase, and incubating the polymerase and the strand of DNA in a solution including an ion of manganese or iron and a chain terminating agent; or (b) providing a DNA polymerase which is substantially non-discriminating for a chain terminating agent.

10 In another related aspect, the invention features a method for producing a DNA polymerase for DNA sequencing, including the step of mixing the DNA polymerase in a solution including a manganese or iron ion.

In another aspect, the invention features a solution including a T7-type DNA polymerase, or a Taq polymerase, and a manganese or iron ion. Preferably the ion is at a concentration from 0.005 to 100 millimolar.

15 In another aspect, the invention features a kit for sequencing DNA having a DNA polymerase, a chain terminating agent, and a manganese or iron ion.

In preferred embodiments, the polymerase is a T7-type DNA polymerase, the large fragments of *E. coli* DNA polymerase I, or Taq polymerase; the chain terminating agent is a dideoxynucleotide; and the kit further includes a deoxyribonucleoside triphosphate.

20 In another aspect, the invention features a method for automated sequencing of DNA, including providing a polymerase which is substantially non-discriminating for a chain terminating agent and causes production of a series of DNA products differing in molecular weight and terminating with the same chain terminating agent, wherein the DNA products produce substantially all nearby bands of approximately the same intensity.

25 By substantially non-discriminating is meant that chain terminating agents are incorporated uniformly along the length of the DNA, regardless of the DNA sequence. By approximately the same is meant that the intensity differs by at most two- to three fold.

In another aspect, the invention features an automated DNA sequencing apparatus having a reactor for providing at least two series of DNA products formed from a single primer and a DNA strand, each DNA product of a series differing in molecular weight and having a chain terminating agent at one end; separating means for separating the DNA products to form a series of bands, the intensity of substantially all nearby bands in a series being approximately the same, and the intensity of substantially all nearby bands in a different series being different, band reading means for determining the position and intensity of each band after separating; and computing means for determining the DNA sequence of the DNA strand directly from the position and intensity of the bands.

35 In preferred embodiments, the reactor includes a manganese or iron ion, and a T7-type DNA polymerase.

In another aspect, the invention features a solution or kit including a pyrophosphatase, a DNA polymerase, and a chain terminating agent or dITP; and a method for DNA sequencing, including providing pyrophosphatase in the sequencing reaction. Inclusion of pyrophosphatase in a sequencing reaction reduces the level of pyrophosphate and improves the uniformity of band intensity of nearby bands.

In any of the above aspects, the manganese or iron ion may be provided in the presence of a chelate, such as citrate or isocitrate. Such chelates are thought to provide a more controlled level of the desired ion in a DNA sequencing reaction.

45 In a final aspect, the invention features a T7 DNA polymerase Δ Lys 118-Arg 145, and DNA encoding this polymerase. This polymerase has no detectable exonuclease activity.

We have found conditions under which DNA polymerases can be modified to change their ability to incorporate a chain terminating agent at the elongating terminus of a primer DNA in the presence of a DNA template. This ability allows DNA sequencing to be performed with lower concentrations of chain terminating agents, thus greatly lowering the costs of a DNA sequencing reaction. Further, we have found that DNA polymerases having this ability produce nearby bands in a sequencing gel which are of approximately uniform intensity. That is, the polymerase is no longer discriminating, to any great extent, between incorporating chain terminating agents and normal deoxynucleoside triphosphates. We have shown that at least three polymerases can be modified in this way, including a modified T7 DNA polymerase, the large fragment of *E. coli* DNA polymerase I, and Taq polymerase. Other polymerases having homology to these polymerases will also work in the invention.

55 Another advantage of this invention is that the concentration of any given chain terminating agent to be used in a sequencing reaction is readily calculated, since band intensity is directly related to the

concentration of any chain terminating agent and is the same for each such agent.

The modified polymerases of this invention are particularly useful in DNA sequencing reactions since only a single sequencing reaction containing all four chain terminating agents at four different concentrations is necessary. Thus, less than four different sequencing reactions can be used for any particular DNA
5 template.

Other features and advantages of the invention will be apparent from the following description of the preferred embodiments thereof, and from the claims.

Description of the Preferred Embodiments

10

The drawings will first briefly be described.

Drawings

15

Fig. 1 is a schematic representation of DNA sequencing by the method of Sanger et al., *supra*.

Figs. 2-7 are graphical representations of relative band intensities of six different sequencing gels scanned by an Applied Biosystems Model 370A DNA Sequencing System, each from a single gel lane containing a sequencing reaction mixture resulting from using a genetically modified T7 DNA polymerase in the presence of various mixtures of manganese or magnesium and various dideoxynucleosides.

20

In each of these Figures, the DNA sequenced was mGP1-2 (encoding T7 RNA polymerase, Tabor et al., Proc. Nat. Acad. Sci. USA, 84:4767, 1987), and the primer was the fam primer of Applied Biosystems. In each case the unprocessed (raw) output for the fam primer is shown. The start and end of each output are indicated. In addition, the positions of the sequences are shown, with respect to their corresponding position in wild type T7 DNA. (Dunn et al., J. Mol. Biol. 8:452, 1983) The points on each graph marked by an
25 asterisk represent regions of compression, where at least two DNA products of different molecular weight migrate at the same position on the gel. Compressions are generally described by Tabor et al., Proc. Nat. Acad. Sci. USA, 84:4767, 1987.

30

Fig. 8 is a graph showing the optimum concentration of magnesium and manganese for DNA polymerase activity for a genetically modified T7 DNA polymerase in the presence and absence of 4.0 mM isocitrate.

Fig. 9 is a graph showing the effect of different concentrations of isocitrate in the presence of 10 mM magnesium or manganese on DNA polymerase activity for a genetically modified T7 DNA polymerase.

Fig. 10 is a schematic map of pGP5-8, a plasmid that encodes for a genetically modified T7 DNA polymerase lacking amino acids Lys 118 through Arg 145, that lacks exonuclease activity.

35

Fig. 11 is a diagrammatic representation of an automatic sequencing apparatus of this invention.

DNA Polymerase

40

DNA polymerases useful in this invention include those belonging to a class of homologous polymerases including T7-type DNA polymerases (such as T7, T3, Φ I, Φ II, H, W31, gh-1, Y, All22, or SP6), the large fragment of *E. coli* DNA polymerase I and Taq polymerase. By homologous polymerases is meant an enzyme that discriminates against dideoxynucleoside triphosphates compared to deoxynucleoside triphosphates in the presence of magnesium; however, when magnesium is replaced by manganese the discrimination against dideoxynucleoside triphosphates is reduced. These polymerases are used in a DNA
45 sequencing reaction under conditions in which they produce nearby bands of approximately uniform intensity (with about a 1.5- to 2.0-fold variation in intensity) when the DNA products of the sequencing reaction are run in a gel. By nearby is meant to include bands representing DNA products of molecular weight differing by as much as 6000, i.e., 20 bases. The actual value of this intensity will decrease along the length of the gel, as described below and shown in the Figures. Band intensity reflects the number of
50 DNA products within a certain band. Labels, such as fluorophores or radioisotopes, are used to produce a readily detectable band of intensity reflective of the number of such DNA products. Thus, in this invention, nearby bands derived from one sequencing reaction with one chain terminating agent have approximately the same number of DNA products and thus a uniform band intensity. The sequencing conditions include incubation of the polymerase in the presence of specific divalent or trivalent cations such as manganese (II and III), ferrous and ferric ions; monovalent and divalent cations which have no detectable effect, or are
55 detrimental to DNA synthesis, include: K, Na, Ba, Be, Ca, Ce, Cr, Co, Cu, Ni, Si and Zn. The anion is unimportant, for example, chloride, acetate, and sulfate are suitable. Under these conditions the requirement for chain terminating agents, such as dideoxynucleosides, is lessened by almost 1000-fold for enzymes

such as large fragment of *E. coli* DNA polymerase I and Taq polymerase, and by about 10-fold for a modified T7 polymerase. A chelator may also be provided in this solution in order to help regulate the concentration of available divalent metal ions. For example, citrate or isocitrate may be provided. These chelates are thought to maintain the level of, for example, free manganese ions at a concentration of
5 between 10 and 100 μM over a wide range of manganese concentrations. That is, the chelator acts as a buffer.

The DNA polymerases of this invention do not discriminate significantly between dideoxynucleoside analogs and deoxynucleosides along the length of the DNA template. That is, in the presence of manganese or iron these polymerases are unable to discriminate between a nucleotide that has a 3' hydroxyl group versus one that does not (i.e., has two hydrogens at the 3' position of the ribose). However,
10 these polymerases do discriminate against modifications at other positions on the nucleosides, even in the presence of manganese or iron. For example, the polymerases do discriminate against some dideoxynucleoside analogs which have fluorescent groups attached compared to deoxynucleosides. However, the polymerase do not discriminate to a different extent at neighboring, or nearby nucleotides, on the basis of
15 the presence or absence of the modification to the dideoxynucleoside. Thus, while they discriminate strongly against these analogs, requiring higher concentrations for a DNA sequencing reaction compared to unmodified dideoxynucleosides, the intensity of nearby bands will still be uniform. For example, there is a 10 fold discrimination against dideoxy ITP (ddITP), compared to dideoxy GTP (ddGTP), in the presence of Mn. However, all the bands produced in a sequencing reaction are of equal intensity with ddITP since there
20 is no differential discrimination along the length of the DNA template.

Thus, the polymerases of this invention provide a uniform efficiency of incorporation of chain terminating agents, even if they discriminate against overall incorporation.

Chain terminating agents useful in this invention include dideoxynucleosides having a 2', 3' dideoxy structure. Other agents useful in the invention are those able to specifically terminate a DNA sequencing
25 reaction at a specific base, and are not discriminated against by the polymerase under the above conditions.

In order to determine whether any particular DNA polymerase, in combination with any particular chain terminating agent, or other component of a sequencing reaction mixture, is useful in this invention, a standard sequencing reaction is performed, as described below and shown in the drawings, and the extent
30 of band formation, and the uniformity of nearby bands in a sequencing gel, reviewed. If the polymerase reaction does not extend the primer by at least 20 bases, it is not suitable under the conditions used. Adjacent band uniformity within a two fold or less range is useful in this invention, preferably the uniformity is within a 1.0-1.5 fold range. Similarly, determination of optimum cation concentration, or of other potential cations useful in the invention, is determined by use of this sequencing reaction under various conditions.
35 For example, cations are tested in ranges from 0.005-100 mM. An example of such an experiment follows:

DNA synthesis is measured using a 17-mer primer of sequence 5'-GTAAAACGACGGCCAGT-3' (New England Biolabs catalog number 1211) that has been labeled with ^{32}P at its 5' end and annealed to single-stranded mGP1-2 DNA. Tabor et al., Proc. Nat Acad. Sci. USA 84:4767 (1987) and Tabor et al., J. Biol Chem. 262:16212 (1987). Any other template is equally useful in this reaction. This primer template is used
40 in a reaction that contains a DNA polymerase in the presence of a range of concentrations of a metal ion. Reactions are carried out in the presence of a given concentration of all 4 deoxynucleotides (dNTPS, 20-200 μM), and over a range of concentrations of one dideoxynucleotide (ddNTP, in this example, ddGTP from 10-500 μM). The DNA products are then analyzed by polyacrylamide gel electrophoresis, where DNA synthesis is detected as extensions of the primer producing bands, representing extensions of various
45 molecular weights, in the gel.

In a specific example, each reaction mixture (10 μl) contained 0.1 μg ^{32}P -primer-template, 40 mM Tris-HCl pH 7.5, 5 mM dithiothreitol (DTT) 5 μM to 20mM metal ion, 10 to 500 μM 4dNTPs, 1 to 500 μM ddNTPs, and 2 units of a DNA polymerase. Incubation was at 37 $^{\circ}\text{C}$ for 15 min. The reaction was stopped by addition of 10 μl of 90% formamide, 50 mM EDTA, and 0.1% bromophenol blue.

The resulting samples were heated at 75 $^{\circ}\text{C}$ for two minutes immediately prior to loading onto a polyacrylamide gel (8% acrylamide, 0.3% bisacrylamide) in 7M urea, 100 mM Tris-borate, pH 8.9. Electrophoresis was at 2000 volts for 2 hours. The gel was fixed in 50% methanol, 10% acetic acid for 30 min., dried, and exposed, for autoradiography. Band intensity in each lane of the resulting film was determined by scanning each lane with a densitometer. The densitometer used was a double beam
55 recording instrument, model MkIIIC (Joyce, Loebel & Co., Ltd., Gateshead-on-tyne, II, England). Any suitable densitometer instrument for scanning gels will also work. Alternatively, the uniformity of the resulting bands can be determined by scanning the DNA products as they are electrophoresed within the gel.

The ability to incorporate a given ddNTP compared to the corresponding dNTP for any one enzyme is measured as the ratio of ddNTP to dNTP necessary to allow DNA synthesis that terminates in a fixed range, detected as producing bands of no greater than a fixed molecular weight. That is, the bands produced in the reaction end within a specified range in the sequencing gel. Thus, if one enzyme discriminates 1000-fold greater against a given ddNTP compared to another enzyme, a 1000 fold higher ratio of ddNTP to dNTP will be necessary to obtain bands terminating at the corresponding sites in the same range of the gel.

Manganese (Mn)

Following is a series of examples of the use of a modified T7 DNA polymerase or the large fragment of *E. coli* DNA polymerase I in DNA sequencing reactions with Mn present in the sequencing buffer. These examples are not limiting to this invention and are given simply to provide those skilled in the art with guidelines for use of DNA polymerases of this invention. As described above, those skilled in the art can readily determine other conditions under which DNA polymerases of this invention can be produced that will give the properties described here with respect to uniformity of chain terminating agent incorporation and use in a sequencing reaction.

The specific modified T7 DNA polymerase used in the following examples was genetically modified to have no detectable exonuclease activity. This genetically modified DNA polymerase is termed Δ Lys 118-Arg 145 (Δ 28) since the amino acid region from Lys 118 through Arg 145 in T7 DNA polymerase is deleted. The gene encoding this polymerase was constructed in a plasmid pGP5-8 as a variant of the plasmid pGP5-5 that is described in Tabor et al., U.S. Patent No. 4,795,699.

Referring to Fig. 10, pGP5-8 includes pACYC177 resected at BamHI and HincII sites, T7 DNA from bases 5667 to 6166 containing ϕ 1.1A and ϕ 1.1B, and T7 DNA bases 14,306 to 16,869 containing gene 5 with modifications shown in Fig. 10. pGP5-8 was constructed by first synthesizing the 34 mer, 5'CCGGCAAG-TTGCCCGGGATGCTCGAGGAGCAGGG 3'. This oligonucleotide was used as a primer for DNA synthesis on the single-stranded DNA of M13 mGP5-2, that contains an insert that encodes T7 gene 5, and is described in Tabor et al., *Id.* DNA synthesis and mutant selection was performed as described in Tabor et al. *Id.* After construction of the desired mutation in mGP5-2, the appropriate region of T7 gene 5 that contains the 84 bp deletion was inserted into pGP5-5 by isolating an EcoRI to HpaI fragment containing T7 DNA from positions 14,306 to 15,610, including the region including the 84 bp deletion, and ligating it into the comparable region of pGP5-5. The derivative pGP5-8 was confirmed to contain the deletion by the presence of the SmaI and XhoI sites that are created by the mutagenesis, and by DNA sequence analysis of the region containing the 84 bp deletion. pGP5-8 was transformed into the strain K38/pTrx-3, to create the strain K38/pTrx-3/pGP5-8. Induction of K38/pTrx-3/pGP5-8, and purification of the genetically altered T7 DNA polymerase, was carried out using the same procedure as that described for the analogous strain K38/pTrx-3/pGP5-5 in Tabor et al., *Id.* Since this polymerase has no detectable exonuclease activity chemical modification, as described by Tabor et al., *Id.*, is not necessary before its use in a DNA sequencing reaction. The genetically modified T7 DNA polymerase used in the examples below was a preparation with an activity of 1000 units/ml.

Example 1: DNA Sequencing Reaction Using Manganese

Standard DNA sequencing reaction methodology is used for sequencing DNA in the presence of Mn. For T7 DNA polymerase the general sequencing steps are described in detail in Tabor et al., *Id.* Briefly, the steps and conditions are as follows:

A. Annealing Reaction

In the annealing reaction the following solution was prepared:

DNA to be sequenced (e.g., mGP1-2 DNA) in 10 mM Tris-HCl pH7.5, 0.1 mM EDTA, 2 μ g/7 μ l	7 μ l
5X SeqBuf (200 mM Tris-HCl pH7.5, 5mM MnCl ₂ , 250 mM NaCl)	2
Primer (New England Biolabs-17mer, Cat #1210 0.5 pm/ μ l)	1
	<u>10 μl</u>

This solution was heated at 65 °C 2 min, and slow cooled to room temperature.

B. Labeling reaction

In the labeling reaction the following solution was prepared:

5	Annealing reaction mixture	10 μ l
	Dithiothreitol 0.1 M	1
	[³⁵ S]dATP, New England Nuclear NEG-034H	1
	dTTP, dCTP, dGTP 1.5 μ M each	2
10	Genetically mmodified T7 DNA polymerase, 1 unit/ μ l (Δ Lys118-Arg 145, as described above)	2
		<u>16</u> μ l

This was incubated at room temperature for 5 min.

15 C. Termination Reaction

In the termination reactions, four reaction mixtures were prepared as follows:

20		G	A	T	C
	5X SeqBuf	0.6	0.6	0.6	0.6 μ l
	4dNTPs (3mM)	0.3	0.3	0.3	0.3 μ l
	H ₂ O	1.9	1.9	1.9	1.9 μ l
25	ddGTP 0.2 mM (dd = dideoxy)	0.2 μ l			
	ddATP 0.2 mM		0.2 μ l		
	ddTTP 0.2 mM			0.2 μ l	
	ddCTP 0.2 mM				0.2 ml
		3	3	3	3 μ l

30 The termination mixtures were incubated at 37 °C for 2 min, and then 3 μ l aliquots of the completed labeling reaction added to each termination mixture. The resulting solution was incubated at 37 °C for 5 min.

35 The termination reactions were stopped with 5 μ l of 90% formamide, 20 mM EDTA 0.2% bromophenol-blue, xylene-cyanol, pH 8.0. The resulting samples were heated at 75 °C for two minutes, loaded onto a polyacrylamide gel (8% acrylamide, 0.3% bisacrylamide) in 7M urea 100 mM Tris borate pH 8.9, and electrophoresed at 2000 volts for 2 hours. The gel was fixed in 50% methanol, 10% acetic acid for 30 min, dried and used to expose film by autoradiography.

40 The exposed gel was developed, and the intensity of radioactive bands in each lane was determined by scanning each lane with a densitometer (Joyce, Loebel & Co., Ltd., model number MkIIIC).

When the same sample is run in the presence of magnesium in place of manganese, the underlined bases in the following triplets are 2-5 fold more intense than adjacent bases whenever these triplets appear: TCT, AAG, GCA, CCT. However, in the example just described, bands corresponding to every base in all the triplets just shown have the same intensity, differing by at most 20% from one another.

45 Example 2: Sequencing reaction using manganese, 2X ddGTP and 1X ddCTP to differentiate between G and C by relative band intensities.

50 In this example, only one vessel was used to perform a sequencing reaction to determine the sequence of two types of bases (namely C and G) in a DNA template. The steps were as follows:

In the annealing reaction the following solution was prepared.

55

EP 0 351 138 B1

5

mGP1-2 DNA (2.7 mM in 10 mM Tris-HCl pH 7.5, 0.1 mM EDTA)	8.6 μ l
5X SeqBuf	4
Primer (ABI fam primer, 0.4 pm/ μ l)	2
H ₂ O	5.4
	<u>20 μl</u>

10

This solution was heated at 65 °C 2 min, and slow cooled to room temperature. The fam primer is labelled with a fluorescent label which can be detected as it passes through a sequencing gel, using the ABI Model 370 A DNA Sequencing System.

In the extension reaction the following solution was prepared.

15

Annealing reaction mixture	20 μ l
Dithiothreitol 0.1 M	1
4 dNTP 3 mM	3
ddGTP 30 μ M	3
ddCTP 30 μ M	1.5
	<u>28.5 μl</u>

20

This solution was incubated at 37 °C for 2 min, 1.5 μ l of genetically modified T7 DNA polymerase (Δ 28), 1 unit/ μ l, added, and the solution incubated at 37 °C, for 10 min. The reaction was stopped by adding 5 μ l of 100 mM EDTA, pH 8.0.

25

The resulting fragments were precipitated as follows: 3.5 μ l 3M sodium acetate, and 100 μ l 100% ethanol was added. After incubation on ice for 10 min, the mixture was centrifuged for 30 min at 4 °C in a microcentrifuge. The pellet was washed with 500 μ l 70% ethanol, and centrifuged again for 5 min. The supernatant was decanted, and the pellet dried by centrifuging under vacuum for several minutes. The sample was then resuspended in 5 μ l 90% formamide, 50 mM EDTA pH 8.0, heated at 75 °C for two minutes and loaded onto an ABI Model 370A DNA Sequencing System. The instrument was run and the unprocessed (raw) data was collected as described in the User's Manual for the model 370A instrument (Preliminary version, March 1987, Sections 3, 4 and 5). Unprocessed (raw) output for only the fam primer is shown.

30

35

The output from this reaction is shown in Fig. 4. Each G is represented by a tall peak and each C by a short one. Thus, the sequence of G's and C's in the DNA is determinable from the peak height. Thus, from one sequencing reaction, with only one label used for all DNA products, a DNA sequence of G's and C's can be determined. Peak height becomes reduced along the length of a gel since products of higher molecular weight are present in lower amounts. However, the difference between a nearby G and C remains about 2 fold along the gel, while that of a pair of nearby G's or a pair of nearby C's is approximately uniform (varying about 1.1- to 1.4-fold), correcting for the decrease in intensity for each additional position along the sequence. For example, in Fig. 4 the signal decreases 2 fold for a given series of bands over a period of approximately 60 bases. Thus there is a 1.16% decrease inherent at each additional position along the template in this example (since $\text{Chi} = 1.0116$ for $\text{Chi}^{60} = 2$).

40

45

It is important to distinguish between bands of different intensity due to different efficiency of chain termination within nearby bands, and two or more bands migrating together during electrophoresis. The latter event, called a compression, is an artifact of gel electrophoresis, and not the DNA sequencing reaction itself, and is not eliminated by using manganese. One example of such a compression is marked by an asterisk (*) in Fig. 4. If one knows that such a compression represents the co-migration of two DNA products, as the one noted in Fig. 4, then that band is an accurate marker of a band of 2X intensity.

50

The precise sequence in a region of compression cannot be determined. In order to determine this sequence, it is necessary either 1) to determine the sequence in the reverse orientation, 2) run the sequencing gel under stronger denaturing conditions, i.e., higher temperature, or by the addition of 50% formamide, or 3) use a nucleotide analog, e.g., dITP or deazaGTP, in place of dGTP. Compressions are due to the formation of stable hairpins in the DNA under the conditions of gel electrophoresis; incorporation of these nucleotide analogs destabilize most of these hairpins.

55

Compressions due to hairpin structures can be of virtually any length, depending on the extent and strength of the hairpin. Thus, with Mn all nearby bands have an approximately equal numbers of DNA products of the same molecular weight, but do not necessarily have a similar band intensity due to compressions.

Referring to Fig. 2, the above method was used with just ddGTP in the presence of manganese at a 1 mM final concentration. Each band on the resulting gel is represented in Fig. 2 as a peak. The intensity of a band is reflected by the height of each peak. With manganese, nearby band intensity and thus peak height is approximately uniform along the gel, differing between nearby bands by less than 5 or 10%.

5 In contrast, the output shown in Fig. 3 represents the same experiment run in the presence of magnesium instead of manganese. Here, nearby band intensity and thus peak height varies as much as 10 fold.

Referring to Fig. 5, with all four dideoxy nucleotides at equal concentrations (0.75 μ M final concentration for each ddNTP, as in Example 2) in a sequencing reaction in the presence of manganese, nearby bands and corresponding peaks are approximately uniform, varying by no more than about 1.5-fold again decreasing in absolute intensity for DNA products of higher molecular weight. In contrast, in the presence of magnesium and all four dideoxy nucleotides at equal concentration, as shown in Fig. 6, nearby band intensity varies greatly.

By varying the concentration of each ddNTP in a sequencing reaction the complete nucleotide sequence of a strand of DNA can be determined. An example of such a procedure is shown in Fig. 7, where the concentration of each ddNTP differs by 30% intervals: ddGTP (4.5 μ M 2.2x), ddATP (3.0 μ M, 1.7x), ddTTP (2 μ M, 1.3x) and ddCTP (1.4 μ M, 1.0x). The DNA sequence determined from this graph is shown below the second line in the Figure. Only 6 mistakes (shown by a 'v') were made compared to the actual DNA sequence. These mistakes can be eliminated by using greater ratios of each ddNTP (e.g., 1xdddCTP, 2xdddTTP, 4xdddATP and 8xdddGTP). Similarly, by measuring peak areas, rather than peak height, the results are more accurate. Computer programs to measure such peak areas are readily written for existing DNA sequencing machines.

Referring to Fig. 8, the optimum concentration of manganese in a sequencing reaction is 1 mM, in the absence of a chelator such as citrate or isocitrate, compared to 20 mM for magnesium. When 40 mM isocitrate is present in the reaction, the polymerase activity in the presence of manganese is stimulated 4-fold, and the optimum manganese concentration is 5 to 20 mM. Referring to Fig. 9, at 10 mM manganese concentration, the optimal isocitrate concentration is 40 mM, resulting in a 4 fold stimulation of polymerase activity. At 10 mM magnesium concentration, any amount of isocitrate has an inhibitory effect on polymerase. These results were obtained by performing polymerase reactions, as described below, in the presence of various chelator and ion concentrations. Specifically, reactions (200 μ l) contained 40 mM Tris-HCl, pH7.5, 5 mM dithiothreitol, 0.5 mM denatured calf thymus DNA, 0.3 mM dGTP, dATP, dCTP and [3 H]-dTTP (20 cpm/pm), 50 μ g/ml BSA, and the indicated concentrations of MgCl₂, MnCl₂ or sodium isocitrate. Reactions were begun by the addition of 0.1 unit of genetically modified T7 DNA polymerase (Δ Lys118-Arg145). Incubation was 37 °C for 30 min. Reactions were stopped by the addition of 3 ml of 1N HCl and 0.1 M sodium pyrophosphate, and the acid insoluble radioactivity was determined. One unit of DNA polymerase catalyzes the incorporation of 10 nmoles of total nucleotide into an acid-insoluble form in 30 min. under the conditions of the assay. (Tabor et al. J. Biol. Chem. 262, 16212, (1987)).

Pyrophosphatase

When chemically modified T7 DNA polymerase is used for DNA sequencing, specific fragments disappear upon prolonged incubation (Tabor and Richardson, Proc. Nat. Acad. Sci. USA 84:4767, 1987). We refer to the sites where this occurs as "holes" since this process creates a space in the sequencing gel. The holes occur more frequently when dTTP is used in place of dGTP.

45 The degradation of specific fragments is an obvious problem in reading DNA sequencing gels. The absence of a fragment is either missed completely when the sequence is read, resulting in a deletion in the determined sequence, or else a hole is observed that can only be interpreted as an unknown base at that position.

The current solution to this problem is to keep the reaction times short. This is unsatisfactory for two reasons. First, it makes running the reactions technically more difficult, since one is forced to work very rapidly in order to terminate the reactions soon after they are begun. More importantly, some bands are extremely sensitive to this degradation, and disappear even after very short reaction times.

We have constructed a genetically altered form of T7 DNA polymerase (Δ 28, described above) that has no detectable level of exonuclease activity ($<10^{-7}$ the level of the wild-type enzyme, or $>10,000$ times lower than the chemically modified T7 DNA polymerase). We expected that, since the holes appear with prolonged incubation, they were presumably due to exonuclease activity, and thus would not occur when this genetically modified form of T7 DNA polymerase was used. However, the radioactive fragments mentioned above still disappear at the same rate when either chemically or genetically modified T7 DNA

polymerase is used.

We have determined that this loss of specific bands is due to pyrophosphorolysis activity of the polymerase. This activity is not due to the exonuclease activity of DNA polymerase, but rather to the reversal of the polymerase activity: in the presence of pyrophosphate (PPi), the polymerase will add PPi to the terminal nucleotide that is located at the 3' terminus of the chain, in this case releasing a dideoxynucleoside 5'-triphosphate. See generally Deutscher et al. J. Biol. Chem. 244:3019, 1969; and Kornberg, DNA Replication pp. 125-126, published by Freeman & Co., SF. This reaction has the effect of removing the block at the 3' terminus, permitting synthesis to extend further along the template. PPi normally accumulates in a DNA synthesis reaction mixture, since it is a product of the polymerization reaction. The site of pyrophosphorolysis is DNA sequence dependent, and thus the holes described above are produced only at specific sites.

To overcome this problem, the pyrophosphorolysis reaction must be inhibited. One way to inhibit pyrophosphorolysis is to break down the pyrophosphate as it is generated in the polymerase reaction, by adding the enzyme pyrophosphatase. Other solutions include altering the pyrophosphate by other enzymatic reactions, or preventing the pyrophosphorolysis reaction by the addition of an analog that inhibits this activity of the DNA polymerase. We have found that the addition of even trace amounts of this enzyme (one thousandth the molar ratio of DNA polymerase molecules) to the sequencing reactions completely stabilizes the specific class of fragments mentioned above and eliminates production of holes. In the presence of both the genetically altered form of T7 DNA polymerase ($\Delta 28$) and pyrophosphatase, all bands are stable upon even prolonged incubation (up to 2 hours).

For automated sequencing, using differential band intensity, it is critical that the intensity of every band is determined entirely by the ratio of ddNTP to dNTP. Pyrophosphorolysis will create ambiguities by diminishing the intensity of some bands. Thus, addition of pyrophosphatase is particularly useful in this sequencing procedure.

Pyrophosphatase should be added whenever chemically or genetically modified T7 DNA polymerase or other polymerases are used for sequencing, at at least an amount sufficient to catalyze the hydrolysis of the PPi formed at a rate that will prevent the accumulation of PPi to a level that will lead to pyrophosphorolysis. This is particularly true when dITP is used in place of dGTP, in which case the appearance of holes due to pyrophosphorolysis reaction occurs to a greater extent.

Example 3: Protocol using pyrophosphatase in sequencing reactions

In this example, a normal sequencing protocol was followed. The only modification was that yeast inorganic pyrophosphatase was used. The source of the pyrophosphatase is not important, however in this example we used Sigma yeast inorganic pyrophosphatase catalog number I-4503, without further purification or further purified on an FPLC mono Q column, and Worthington yeast inorganic pyrophosphatase without further purification. The pyrophosphatase was added to modified T7 DNA polymerase prior to adding the polymerase to the labeling reaction. Typically, 2 units (0.25 μ g) of polymerase were used per sequencing reaction set, and 0.001 units of yeast inorganic pyrophosphatase (4 ng). A wide range of pyrophosphatase activity will work successfully: 0.01 ng to 1 μ g of yeast pyrophosphatase per sequencing reaction have been tested with success.

For example, in the annealing reaction the following solution was prepared:

mGP1-2 DNA (in 10 mM Tris-HCl pH7.5, 0.1 mM EDTA)	7 μ l
5X SeqBuf	2
Primer (New England Biolabs-17mer, 0.5 pm/ μ l Cat #1211)	1
	<u>10 μl</u>

This solution was heated at 65 °C 2 min, and slow cooled to room temperature.

In the labeling reaction the following solution was prepared:

55

EP 0 351 138 B1

Annealing reaction mixture	10 μ l
Dithiothreitol 0.1 M	1
³⁵ S dATP, New England Nuclear NEG-034H	1
3 dNTP (1.5 μ M each dTTP, dCTP, 3 μ M dITP)	2
Enzyme mixture (see below)	2
	<u>16 μl</u>

Enzyme mixture:	
Genetically modified T7 DNA polymerase, Δ Lys118-Arg145	1 unit/ μ l
Yeast inorganic pyrophosphatase	0.01 units μ l
in 20 mM Tris-HCl pH 7.5, 10 mM β -mercaptoethanol, 50 μ g/ml bovine serum albumin	

This solution was incubated at room temperature for 5 min.

In the termination reactions the following four reaction mixtures were prepared:

	G	A	T	C
5X SeqBuf (see above)	0.6	0.6	0.6	0.6 μ l
4dNTPs (3mM each dATP, dTTP, dCTP, and 6 mM dITP)	0.3	0.3	0.3	0.3 μ l
H ₂ O	1.9	1.9	1.9	1.9 μ l
ddGTP 0.03 mM	0.2 μ l			
ddATP 0.2 mM		0.2 μ l		
ddTTP 0.2 mM			0.2 μ l	
ddCTP 0.2 mM				0.2 ml
	3	3	3	3 μ l

These termination mixtures were incubated at 37 °C for 2 min, and 3 μ l aliquots of the labeling reaction added to each termination mixture. The resulting solutions were incubated at 37 °C for 60 min.

Each termination reaction was stopped with 5 μ l of 90% formamide, 20 mM EDTA, 0.2% bromophenol-blue, xylene-cyanol, pH 8.0.

The resulting samples were heated at 75 °C for two minutes, loaded onto a polyacrylamide gel (8% polyacrylamide, 0.3% bisacrylamide) in 7M urea, 100 mM Tris-borate, pH 8.9, and electrophoresed at 2000 volts for 2 hours. The gel was fixed in 50% methanol, and 10% acetic acid for 30 min, dried, and used to expose film by autoradiography.

Apparatus

Referring to Fig 11, apparatus 100, suitable for automated DNA sequencing, includes a reactor 102 including the above described reagents 104, for example, DNA polymerase, manganese or iron ions, chelators and pyrophosphatase. The apparatus is also provided with a gel box 106, for separating DNA products according to their molecular weights, and a gel reading means 108 for detecting the DNA products as they pass through the gel (shown by dashed arrows 107). Further, a computing means 110 is provided to calculate the intensity of bands of DNA products, and the position of the bands relative to one another. If the DNA products are run in one lane, then the computer means is able to compute the DNA sequence from the band intensity and position. Standard computer programs are used to perform this function.

Other embodiments are within the following claims.

Claims

1. A method for sequencing a strand of DNA comprising the steps of:
 providing said strand of DNA,
 annealing said strand with a primer able to hybridize to said strand to give an annealed mixture,

and

incubating said annealed mixture with a deoxyribonucleoside triphosphate, a DNA polymerase, and a first chain terminating agent, characterised in that said incubation is carried out in the presence of divalent or trivalent manganese or iron cations and under conditions effective to cause said polymerase to elongate said primer to form a first series of first DNA products differing in the length of the elongated primer, each said first DNA product having a said chain terminating agent at its elongated end, the quantity of each said first DNA product being approximately the same for substantially all DNA products differing in length from 1 to 20 bases.

2. The method of claim 1 further including the steps of:
 - separating said first DNA products by gel permeation according to molecular weight to form a first series of bands, each said first series of bands representing a said first DNA product of a particular molecular weight, wherein the intensity of each nearby first series band is approximately the same for substantially all said first series bands, and
 - determining the position of each said first series band.

3. The method of claim 1 further characterized by providing one to three additional different chain terminating agents in said annealed mixture, each at a concentration different from that of every other chain terminating agent, wherein said DNA polymerase causes production of one to three additional series of additional DNA products, each DNA product of each additional series having one of said additional chain terminating agents at its elongated end, the quantity of each of said additional DNA product having the same chain terminating agent being approximately the same for all lengths within a range of 20 bases and being distinctly different from the quantity of all DNA products having a different chain terminating agent and being in a different series but having approximately the same molecular weight.

4. The method of claim 3 further including the steps of:
 - separating all said DNA products by gel permeation according to molecular weight to form a total of two to four series of bands respectively, each said band of a series representing a DNA product having the same chain terminating agent as every other band in said series and being of a particular molecular weight, wherein the intensity of each nearby band within the same series is approximately the same and is distinctly different from the intensity of each nearby band of a different series, and
 - determining the position and intensity of each band of each series.

5. The method of any of the preceding claims further characterised in that said DNA polymerase is chosen from T7-type DNA polymerases, the large fragment of E. coli DNA polymerase I, and Taq polymerase.

6. The method of any of the preceding claims further characterised in that said chain terminating agent is a dideoxynucleoside triphosphate.

7. The method of any of the preceding claims further characterised in that said annealed mixture is provided with a chelator.

8. A kit for use in sequencing DNA comprising a supply of a DNA polymerase and a chain terminating agent, characterised in that it contains a DNA sequencing buffer comprising divalent or trivalent manganese or iron cations and either or both of a chelator or a pyrophosphatase.

9. The kit of claim 8 characterised in that said polymerase is a T7-type DNA polymerase, Klenow, or Taq polymerase and said chain terminating agent is a dideoxynucleoside triphosphate.

10. The use of a buffer solution comprising a DNA polymerase, a chain terminating agent and divalent or trivalent manganese or iron cations in the chain extension/termination reaction of a process for sequencing DNA.

11. The use of a buffer solution according to claim 10 characterised in that said polymerase is a T7-type DNA polymerase, Klenow, or Taq polymerase.

12. The use of a buffer solution according to claims 10 or 11 characterised in that said chain terminating agent is a dideoxynucleoside triphosphate.

5 13. The use of a buffer solution according to any of claims 10 to 12 characterised in that said buffer further comprises either or both of a chelator or a pyrophosphatase.

Patentansprüche

- 10 1. Verfahren zum Sequenzieren eines DNA-Strangs mit den Schritten:
 Bereitstellen des DNA-Strangs,
 den Strang mit einem Primer reassoziieren lassen, wobei der Primer in der Lage ist, mit dem Strang zu hybridisieren, um eine reassoziierte Mischung zu erhalten, und
 15 Inkubieren der reassoziierten Mischung mit einem Desoxiribonucleosidtriphosphat, einer DNA-Polymerase und einem ersten kettenterminierenden Agens, dadurch gekennzeichnet, daß die Inkubation in Anwesenheit von zweiwertigem oder dreiwertigem Magnesium oder von Eisenionen unter Bedingungen ausgeführt wird, die die Polymerase veranlassen, den Primer zu verlängern, um eine erste Serie von ersten DNA-Produkten zu erhalten, die sich in der Länge des verlängerten Primers unterscheiden, wobei jedes erste DNA-Produkt das kettenterminierende Agens an seinem verlängerten Ende aufweist und für im wesentlichen alle DNA-Produkte, die sich in der Länge um 1 bis 20 Basen unterscheiden, die Menge an jedem ersten DNA-Produkt etwa die gleiche ist.
- 20 2. Verfahren nach Anspruch 1, das ferner die Schritte aufweist:
 Trennen der ersten DNA-Produkte mittels Gelpermeation nach dem Molekulargewicht, um eine erste Serie von Banden zu erhalten, wobei jede erste Serie von Banden eines der ersten DNA-Produkte mit einem speziellen Molekulargewicht repräsentiert und die Dichte aller benachbarter Banden der ersten Serie für alle Banden der ersten Serie im wesentlichen die gleiche ist, und
 25 Bestimmung der Position jeder Bande der ersten Serie.
- 30 3. Verfahren nach Anspruch 1, dadurch gekennzeichnet, daß ein bis drei zusätzliche unterschiedliche kettenterminierende Agentien der reassoziierten Mischung zugegeben werden, daß sich die Konzentration jedes kettenterminierenden Agens von der jedes anderen kettenterminierenden Agens unterscheidet, daß die DNA-Polymerase die Herstellung von ein bis drei zusätzlichen Serien von zusätzlichen DNA-Produkten bewirkt, daß jedes DNA-Produkt jeder weiteren Serie eines der zusätzlichen kettenterminierenden Agentien an seinem verlängerten Ende trägt und daß die Menge von allen zusätzlichen
 35 DNA-Produkten mit demselben kettenterminierenden Agens für alle Längen innerhalb eines Bereiches von 20 Basen die gleiche ist und sich deutlich von der Menge aller DNA-Produkte unterscheidet, die unterschiedliche kettenterminierenden Agentien enthalten und sich in anderen Serien befinden, jedoch dasselbe Molekulargewicht aufweisen.
- 40 4. Verfahren nach Anspruch 3 mit den weiteren Schritten:
 Trennen aller DNA-Produkte mittels Gelpermeation nach dem Molekulargewicht, um insgesamt jeweils zwei bis vier Serien von Banden zu erzeugen, wobei jede Bande einer Serie ein DNA-Produkt mit demselben kettenterminierenden Agens wie jede andere Bande in den Serien repräsentiert und dasselbe Molekulargewicht aufweist, wobei die Dichte jeder benachbarten Bande innerhalb derselben
 45 Serie ungefähr die gleiche ist und deutlich unterschiedlich von der Dichte jeder benachbarten Bande einer anderen Serie, und
 Bestimmung der Lage und der Dichte jeder Bande jeder Serie.
- 50 5. Verfahren nach einem der vorhergehenden Ansprüche, dadurch gekennzeichnet, daß, die DNA-Polymerase T-7-Typ-DNA-Polymerasen, große Fragment der DNA-Polymerase I von E. coli oder die Taq-Polymerase ist.
6. Verfahren nach einem der vorhergehenden Ansprüche, dadurch gekennzeichnet, daß das kettenterminierende Agens ein Dideoxinukleosidtriphosphat ist.
- 55 7. Verfahren nach einem der vorhergehenden Ansprüche, dadurch gekennzeichnet, daß die reassoziierte Mischung mit einem Chelator versehen ist.

8. Zusammenstellung zur Verwendung beim Sequenzieren von DNA, mit Zugabe von DNA-Polymerase und einem kettenterminierenden Agens, dadurch gekennzeichnet daß sie einen DNA-Sequenzierungspuffer enthält, der zweiwertiges oder dreiwertiges Magnesium oder Eisenkationen und entweder einen Chelator oder eine Pyrophosphatase oder beides enthält.
- 5 9. Zusammenstellung nach Anspruch 8, dadurch gekennzeichnet, daß, die Polymerase eine T7-Typ DNA-Polymerase, das Klenow-Fragment oder eine Taq-Polymerase ist und daß das kettenterminierende Agens ein Dideoxynukleosidtriphosphat ist.
- 10 10. Verwendung einer Pufferlösung, die eine DNA-Polymerase, ein kettenterminierendes Agens und zweiwertiges oder dreiwertiges Magnesium oder Eisenionen bei der Kettenverlängerungs/Terminierungsreaktion eines Verfahrens zum DNA-Sequenzieren enthält.
- 15 11. Verwendung einer Pufferlösung nach Anspruch 10, dadurch gekennzeichnet, daß die Polymerase eine T7-Typ DNA-Polymerase, ein Klenow-Fragment oder eine Taq-Polymerase ist.
12. Verwendung einer Pufferlösung nach Anspruch 10 oder 11, dadurch gekennzeichnet, daß das kettenterminierende Agens ein Dideoxynukleosidtriphosphat ist.
- 20 13. Verwendung einer Pufferlösung nach einem der Ansprüche 10 bis 12, dadurch gekennzeichnet, daß der Puffer ferner entweder einen Chelator oder eine Pyrophosphatase oder beides enthält.

Revendications

- 25 1. Procédé de séquençage d'un brin d'ADN comprenant les étapes consistant à:
fournir un dit brin d'ADN,
lier ledit brin à une amorce capable de s'hybrider audit brin pour fournir un mélange de liaison, et
incuber ledit mélange de liaison avec un désoxyribonucléoside triphosphate, une ADN polymérase,
et un premier agent de terminaison de la chaîne, caractérisé en ce que ladite incubation est effectuée
30 en présence de cations divalents ou trivalents de manganèse ou de fer et dans des conditions induisant de manière efficace une prolongation par ladite polymérase de ladite amorce de manière à former une première série desdits produits d'ADN différents en ce qui concerne la longueur de l'amorce prolongée, chacun desdits premiers produits d'ADN possédant un agent de terminaison de la chaîne à son extrémité prolongée, la quantité de chacun desdits premiers produits d'ADN étant approximativement
35 identiques pour pratiquement tous les produits d'ADN dont la longueur diffère de 1 à 20 bases.
2. Procédé selon la revendication 1 incluant en outre les étapes consistant à:
séparer lesdits premiers produits d'ADN par gel-perméation en fonction de leur poids moléculaire pour former une première série de bandes, chaque bande de ladite première série de bandes
40 représentant un dit premier produit d'ADN d'un poids moléculaire particulier, où l'intensité de chaque bande voisine dans la première série est approximativement la même pour toutes les bandes de ladite première série, et
déterminer la position de chaque bande de la première série.
- 45 3. Procédé selon la revendication 1 caractérisé en outre par la fourniture d'un à trois agents distincts, supplémentaires de terminaison de la chaîne dans ledit mélange de liaison, chacun à une concentration différente de celle de tous les autres agents de terminaison de chaîne, dans lequel ladite ADN polymérase induit la production d'une à trois séries supplémentaires de produits d'ADN supplémentaires, chaque produit d'ADN de chaque série supplémentaire possédant un desdits agent supplémentaires de terminaison de chaîne à son extrémité prolongée, la quantité de chacun desdits produits d'ADN supplémentaires possédant le même agent de terminaison de chaîne étant approximativement la même pour toutes les longueurs dans une gamme de 20 bases et étant nettement différent de la quantité de tous les produits d'ADN ayant un agent de terminaison de chaîne différent et appartenant à une série
50 différente mais possédant approximativement le même poids moléculaire.
- 55 4. Procédé selon la revendication 3 incluant en outre les étapes consistant à:
à séparer tous lesdits produits d'ADN par gel-perméation en fonction de leur poids moléculaire pour former un total de deux à quatre séries de bandes respectivement, chacune desdites bandes

d'une séries représentant un produit d'ADN possédant le même agent de terminaison de chaîne que toutes les autres bandes dans ladite série et possédant un poids moléculaire particulier, dans lequel l'intensité de chaque bande voisine dans la même série est approximativement la même et est clairement différente de l'intensité de toutes les bandes voisines d'une autre série, et

- 5 à déterminer la position et l'intensité de chaque bande de chaque série.
5. Procédé de l'une des revendications précédentes caractérisé en outre en ce que l'ADN polymérase est choisie parmi les ADN polymérase de type T7, le fragment de grande taille de l'ADN polymérase I d'E. coli et la polymérase Tag.
- 10 6. Procédé de l'une des revendications précédentes caractérisé en outre en ce que ledit agent de terminaison de chaîne est un didésoxynucléoside triphosphate.
- 15 7. Procédé de l'une des revendications précédentes caractérisé en outre en ce que le mélange de liaison contient un agent chélateur.
- 20 8. Nécessaire destiné au séquençage de l'ADN comprenant la fourniture d'ADN polymérase et d'un agent de terminaison de chaîne, caractérisé en ce qu'il contient un tampon de séquençage de l'ADN comprenant des cations divalents ou trivalents de manganèse ou de fer et un chélateur ou une pyrophosphatase ou les deux.
- 25 9. Nécessaire de la revendication 8, caractérisé en ce que ladite polymérase est une ADN polymérase de type T7, l'ADN polymérase de Klenow ou la polymérase Tag et ledit agent de terminaison de chaîne est un didésoxynucléoside triphosphate.
- 30 10. Utilisation d'une solution tampon comprenant une ADN polymérase, un agent de terminaison de chaîne et des cations divalents ou trivalents de manganèse ou de fer dans la réaction d'extension/terminaison d'un procédé de séquençage de l'ADN.
- 35 11. Utilisation d'une solution tampon selon la revendication 10, caractérisée en ce que ladite polymérase est une ADN polymérase de type T7, l'ADN polymérase de Klenow ou la polymérase Tag.
- 40 12. Utilisation d'une solution tampon selon la revendication 10 ou 11, caractérisée en ce que ledit agent de terminaison de chaîne est un didésoxynucléoside triphosphate.
- 45 13. Utilisation d'une solution tampon selon l'une des revendications 10 à 12, caractérisée en ce que ledit tampon comprend en outre un agent chélateur ou une pyrophosphatase ou les deux.
- 50
- 55

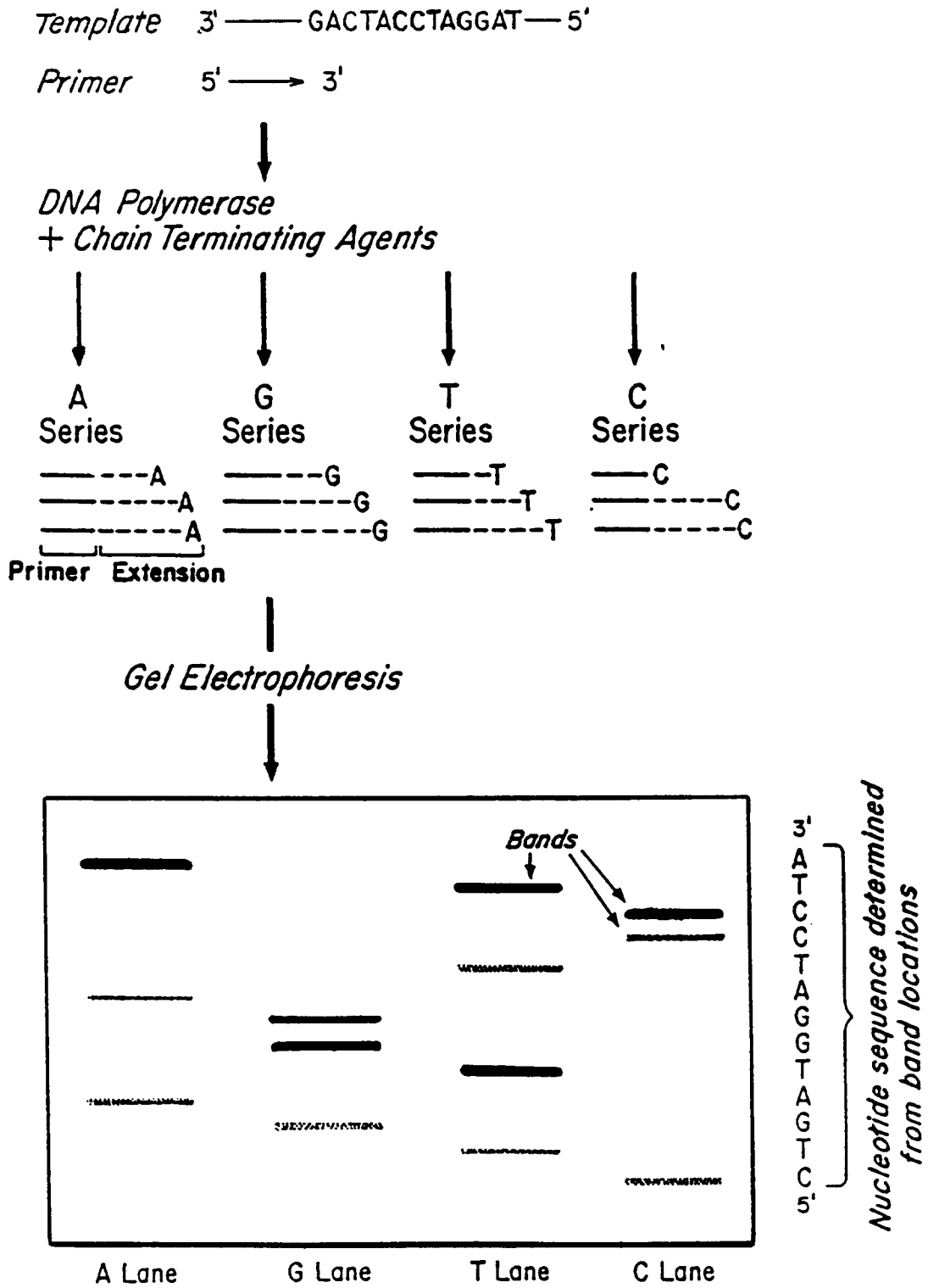


FIG. I

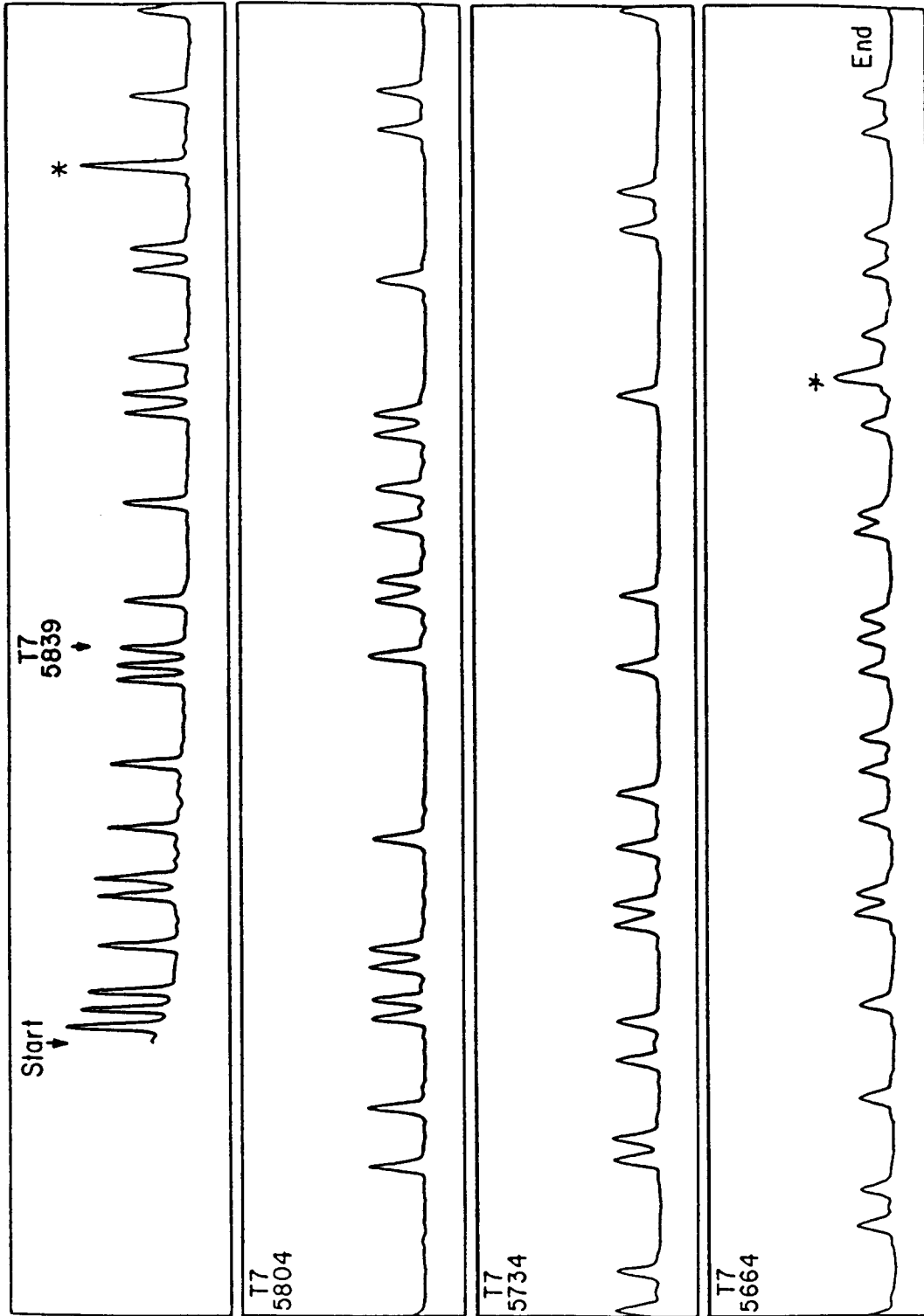


FIG.2

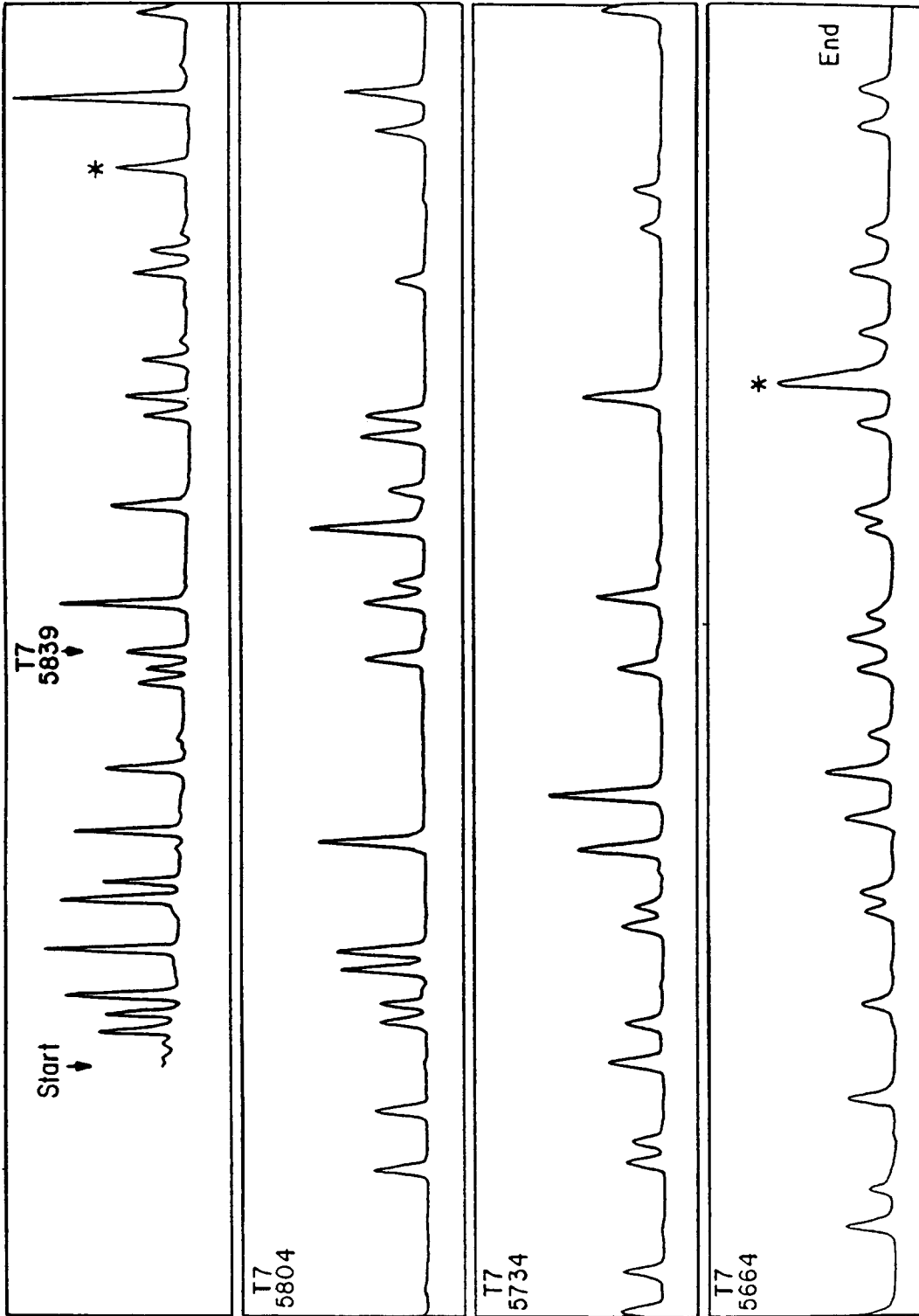
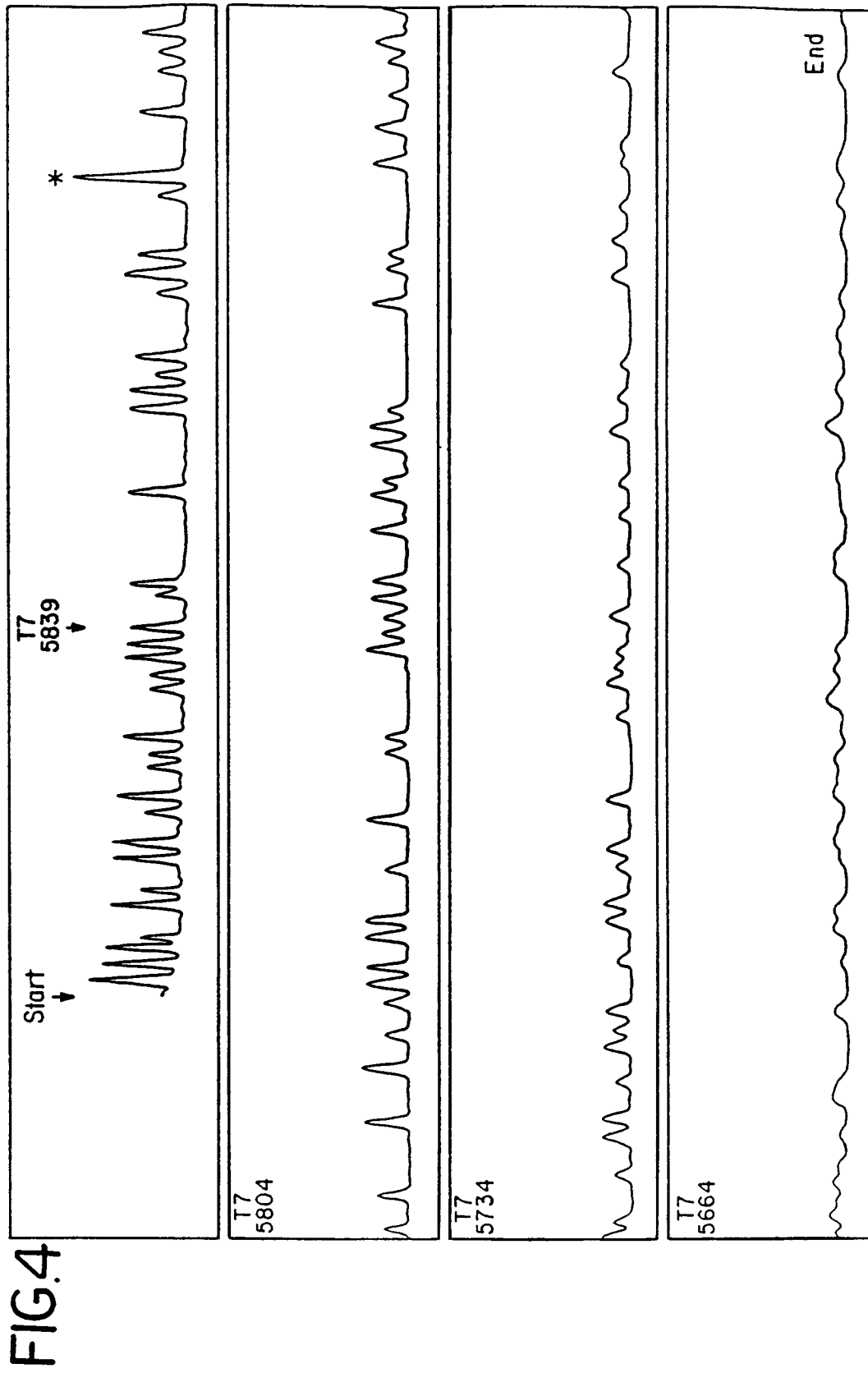


FIG 3



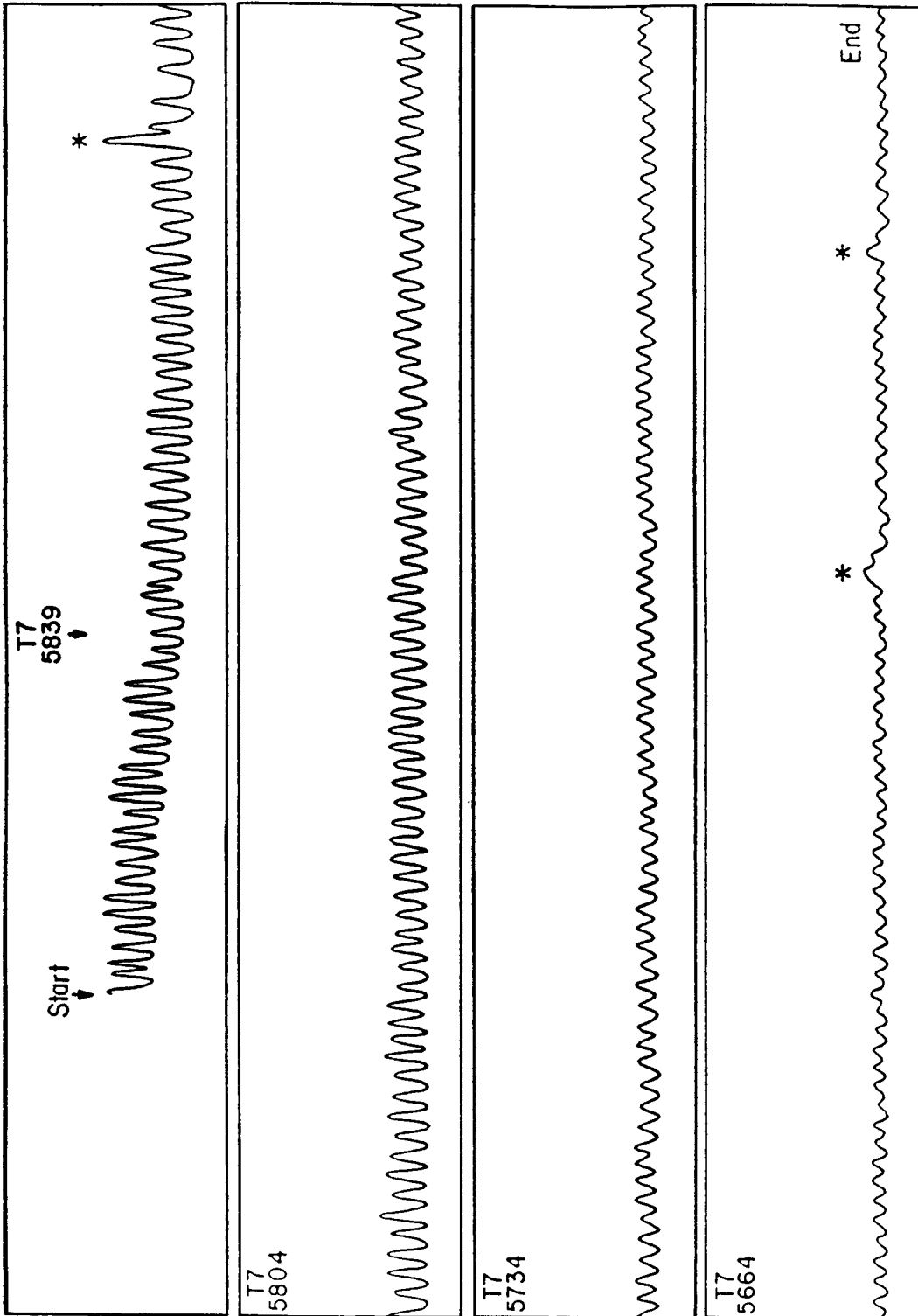


FIG.5

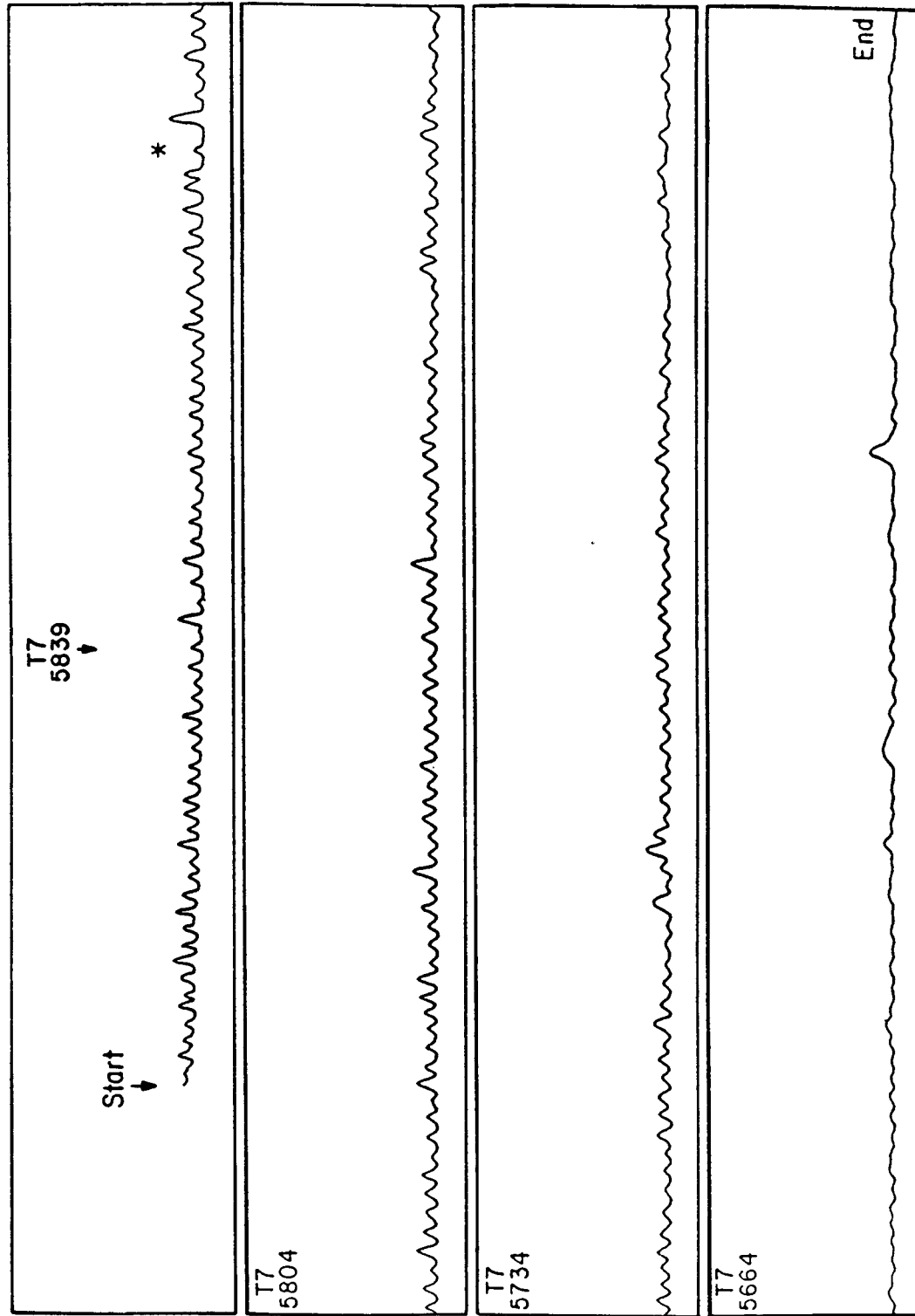
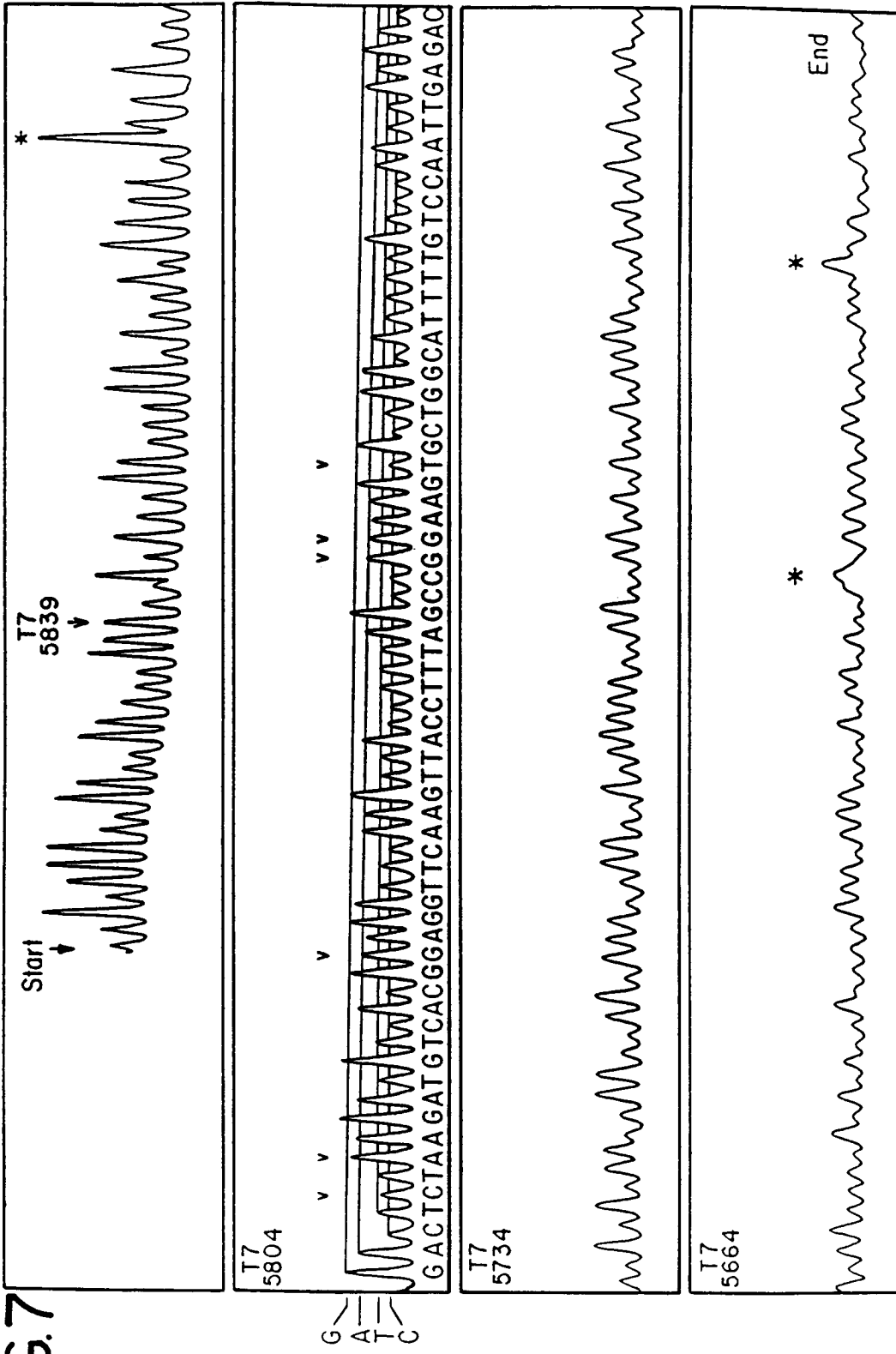


FIG. 6

FIG. 7



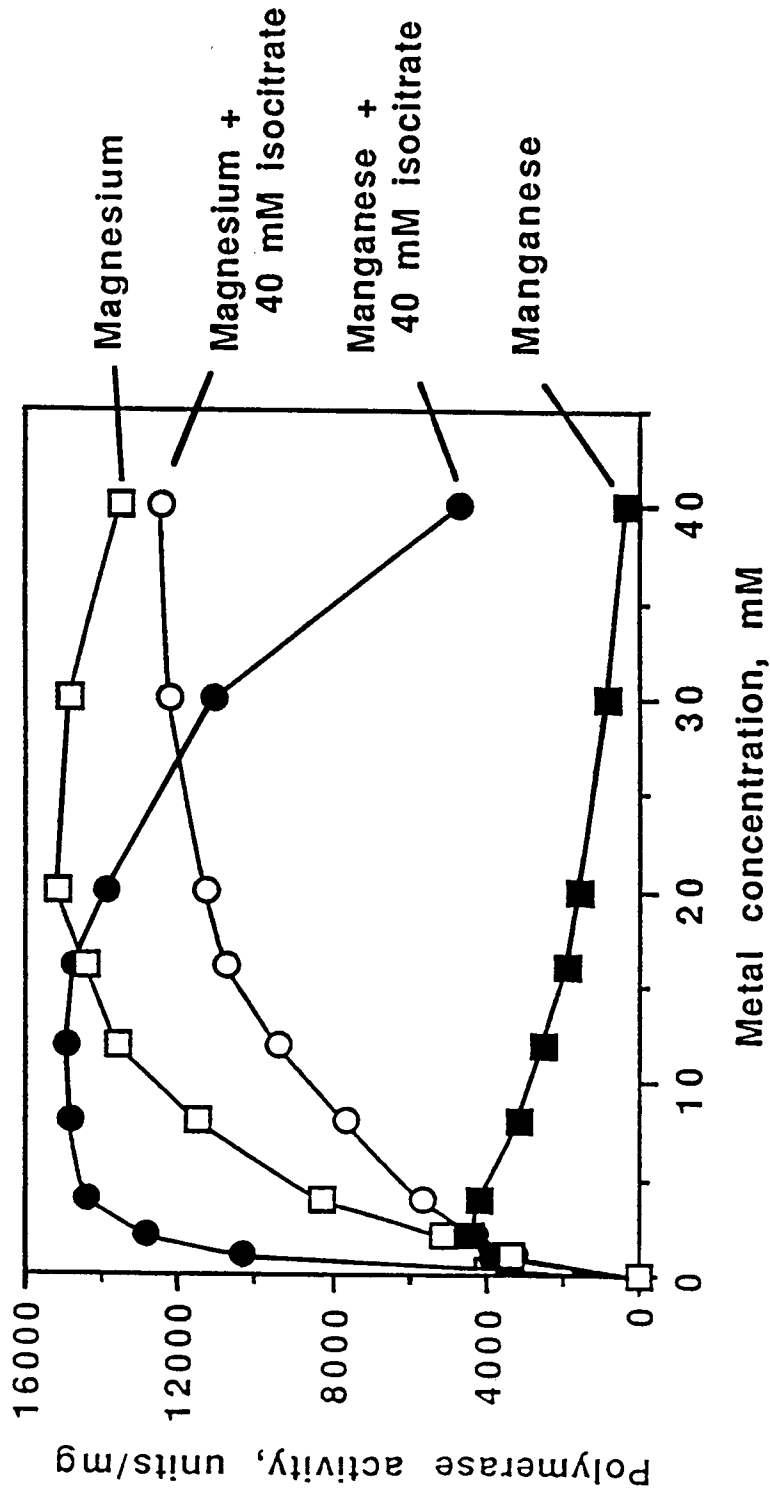


FIG.8

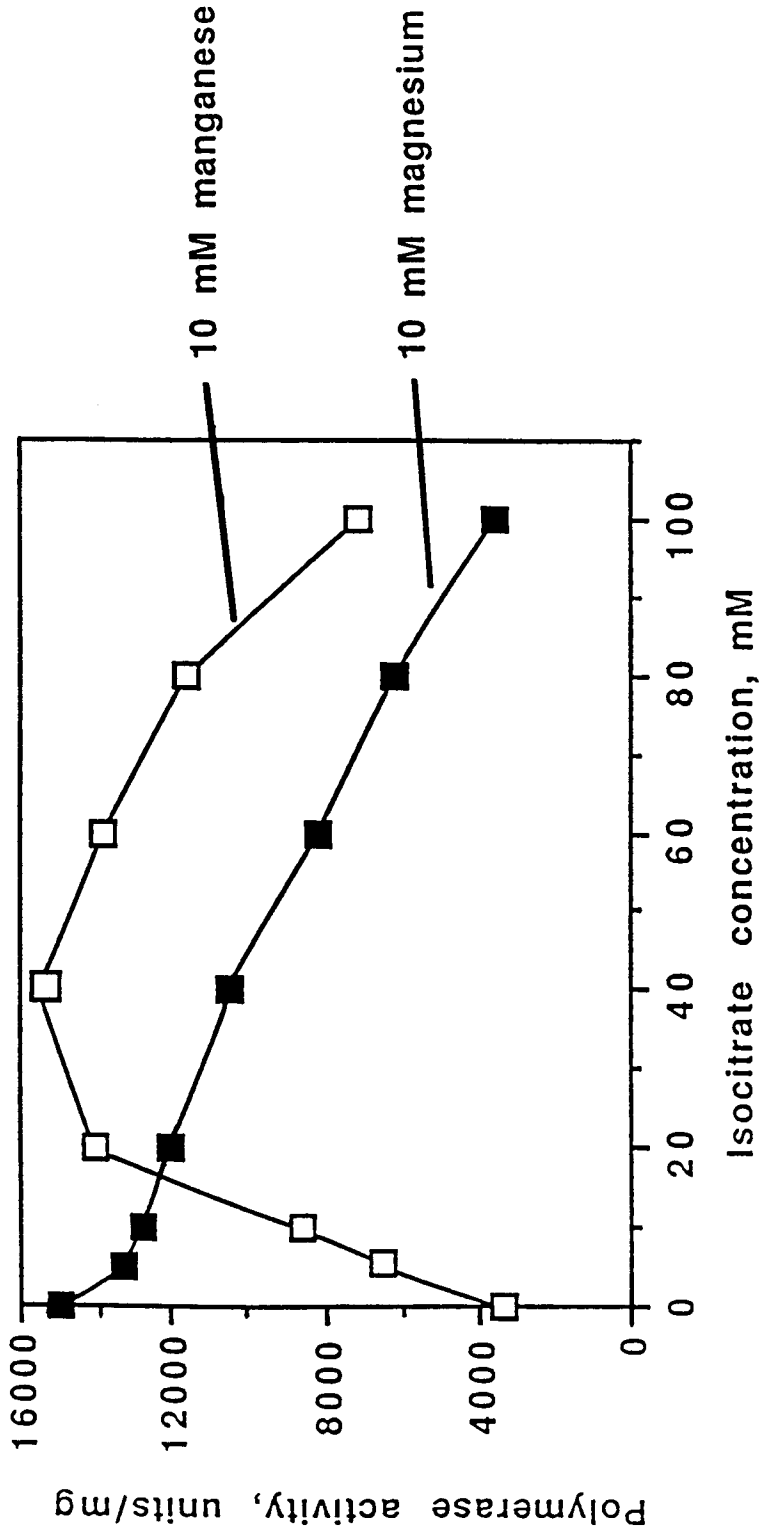


FIG.9

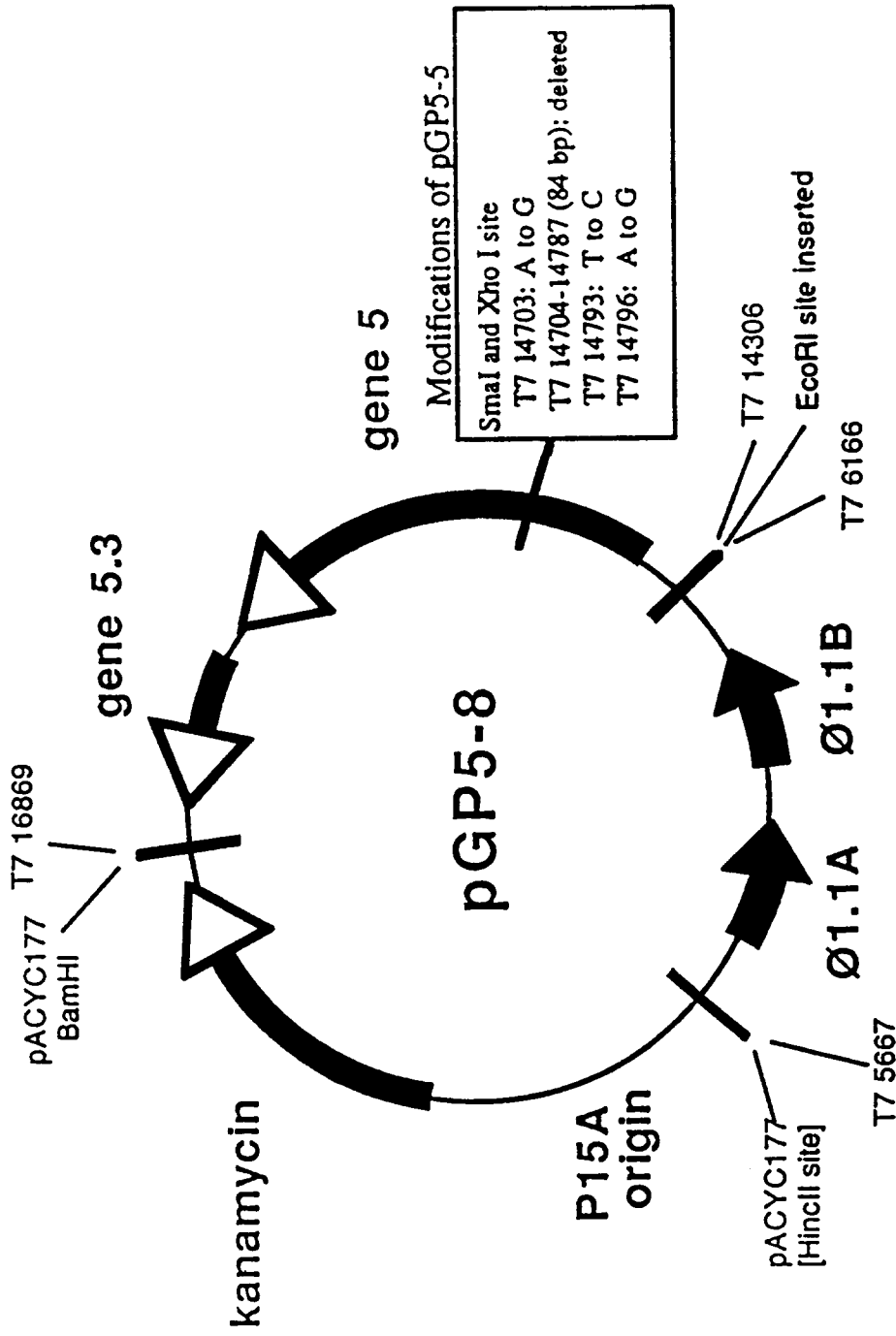


FIG. 10

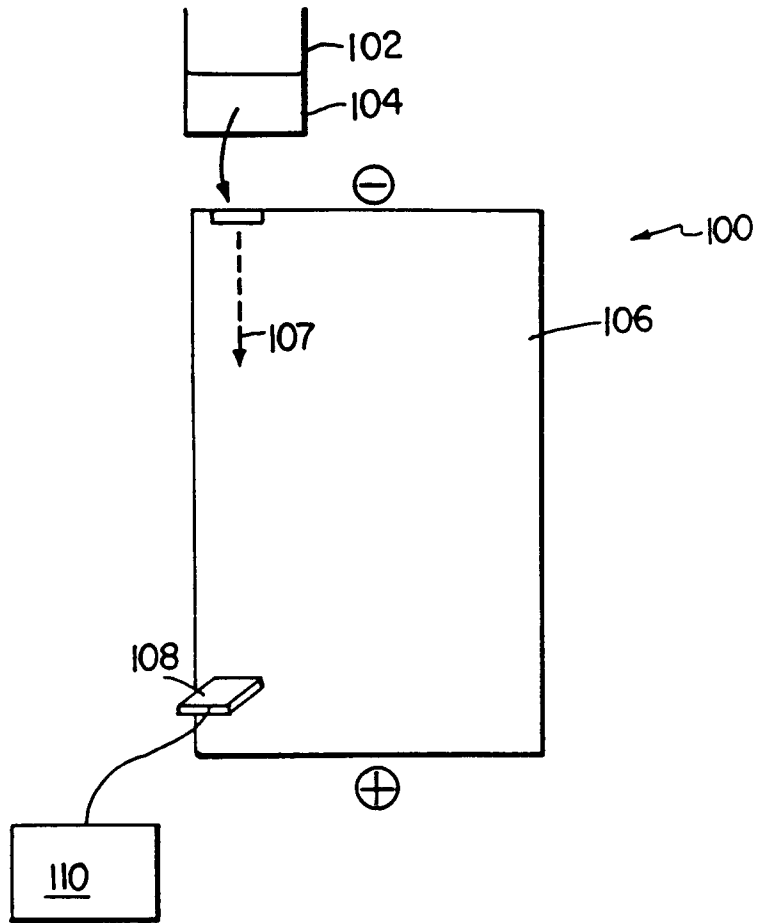


FIG. 11