

(No Model.)

O. W. STEARNS.
COVER FOR BUTTER PACKAGES.

No. 525,032.

Patented Aug. 28, 1894.

Fig. 1.

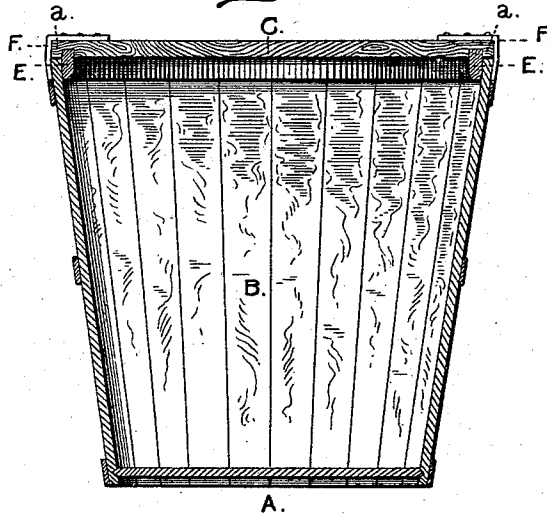


Fig. 2.

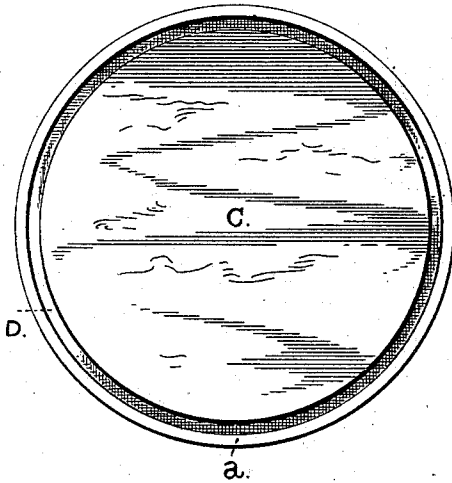
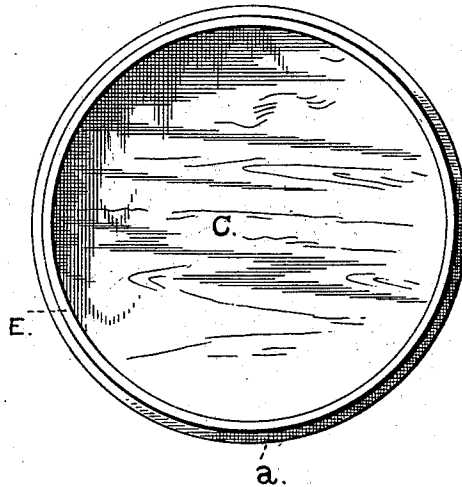


Fig. 3.



Witnesses:

Wm. D. Dashiell
H. H. Richard

O. W. Stearns.

Inventor.

By— *Edson Bros.*

Attorneys.

UNITED STATES PATENT OFFICE.

OTIS W. STEARNS, OF JOHNSON, VERMONT.

COVER FOR BUTTER-PACKAGES.

SPECIFICATION forming part of Letters Patent No. 525,032, dated August 28, 1894.

Application filed January 8, 1894. Serial No. 496,126. (No model.)

To all whom it may concern:

Be it known that I, OTIS W. STEARNS, a citizen of the United States, residing at Johnson, in the county of Lamoille and State of Vermont, have invented certain new and useful Improvements in Covers for Butter-Packages; and I do hereby declare the following to be a full, clear, and exact description of the invention, such as will enable others skilled in the art to which it appertains to make and use the same.

The nature of this invention relates to a cover for butter packages designed to securely close the packages so as to effectually exclude air from access to the butter and enable it to be transported and preserved in a wholesome condition for a long time.

My improved cover is provided in its lower side with an annular groove or channel which is situated a short distance within the edges or periphery of the cover, and in this groove or channel is fitted or secured a depending rim which thus lies within the edges of the cover, the grain of the wooden rim crossing the grain of the wooden cover to which the rim is secured, whereby the cover is prevented from warping. The diameter of the pendent rim is substantially equal to the internal diameter of the tub or package, while the diameter of the cover is substantially equal to the external diameter of the package, tub or receptacle, so that the cover when fitted to the receptacle will rest directly upon the upper edges thereof while the pendent rim fits snugly within the tub or receptacle, the edges of the cover being flush with the receptacle. By thus providing a cover of which the pendent rim fits tightly within the receptacle or tub and the edges of the cover are flush with the receptacle, air is wholly excluded from the contents of the package and the straps that fasten the cover to the package can be more conveniently applied and will hold the cover in place more securely; besides the rim is protected by being within the receptacle or tub and it is not liable to be broken or damaged as is the case with the ordinary covers in which the rims fit over the outside of the package and are exposed to injury during the transit of the package.

I have illustrated my improved butter package and cover in the accompanying drawings,

forming a part of this specification, and in which—

Figure 1 is a vertical sectional view through the complete package. Fig. 2 is a detail plan view of the cover before the pendent rim is applied, looking at the bottom side of said cover and illustrating the annular groove therein, and Fig. 3 is a bottom plan view of the complete cover.

Like letters of reference denote like parts in each of the figures of the drawings, referring to which—

A designates the complete butter package consisting of the tub or receptacle B and the cover C. This receptacle B may be constructed in the ordinary manner familiar to those skilled in the art to which the present improvement relates, that is, of the staves bounded and held together by the hoops; but the construction of the receptacle is not material.

The cover C of my invention is made or turned from a single piece of wood, although it may consist of two or more pieces suitably united together. In the lower surface of the cover, and a short distance from the edge or periphery thereof, an annular groove or channel D is cut, which can be easily done by suitable machinery, the depth of the groove or channel being about one-eighth of an inch. In this channel or groove is fitted and secured the depending rim E, which is of such depth as to completely fill the channel and extend below the cover a sufficient distance to enter the upper part of the tub or receptacle B. This rim may be secured in the channel or groove by springing it therein or forcing it in place so as to hold itself by contact therewith, or by compressing the fibers of the rim into the fibers of the wooden cover; or the fastening may be effected mechanically by nails or equivalent devices, or in any suitable or desirable manner.

The rim lies within the edges of the cover so that the latter has a projecting part *a* beyond the rim which is adapted to be seated upon the top edges of the receptacle.

The diameter of the cover is substantially equal to the external diameter of the tub or receptacle so that the cover lies flush with the receptacle when it is properly fitted thereto, and thus the fastening straps, F, see Fig.

1, can be more securely nailed to the cover and tub and hold the cover more firmly in place because the action of the straps or their adjustment is not interfered with by an external rim as is the case in the common form of butter packages. The diameter of the pendent rim is equal to the internal diameter of the tub or receptacle and the rim is caused to fit tightly within the tub or receptacle when the cover is applied thereto, thus more effectually closing or sealing the package and excluding the air from the butter which can be kept in a wholesome condition for a longer time than in the ordinary packages. The grain of the pendent wooden rim crosses the grain of the wooden cover, and as the parts are united or fastened together, the rim serves to reinforce the cover and prevent it from warping and getting out of shape.

20 I claim—

1. A butter package consisting of a receptacle or tub, and a cover having in its lower side and within its edges a channel or groove

in which is secured a pendent rim, the diameter of the cover being substantially equal to the external diameter of the receptacle, and the pendent rim being equal to the internal diameter of said receptacle into which the rim is tightly fitted, whereby the cover lies flush with the receptacle and the fastening straps can be conveniently secured in place, as set forth.

2. A cover provided in its lower side and within its edges with an annular channel or groove, and a rim fastened in said groove or channel and depending below the cover parallel to the edges thereof, the grain of the wooden rim crossing the grain of the wooden cover, for the purposes described, substantially as set forth.

In testimony whereof I affix my signature in presence of two witnesses.

OTIS W. STEARNS.

Witnesses:

L. E. CLARK,
C. C. STEARNS.