



US00D487705S

(12) **United States Design Patent**
Schoenfish

(10) **Patent No.:** **US D487,705 S**

(45) **Date of Patent:** **** Mar. 23, 2004**

(54) **INPUT CONTROLS FOR A MOUNTABLE ELECTRONIC NAVIGATION INSTRUMENT**

(75) Inventor: **Brian G. Schoenfish**, Kansas City, KS (US)

(73) Assignee: **Garmin Ltd. (KY)**

(**) Term: **14 Years**

(21) Appl. No.: **29/139,166**

(22) Filed: **Mar. 26, 2001**

(51) **LOC (7) Cl.** **10-04**

(52) **U.S. Cl.** **D10/74**

(58) **Field of Search** D10/65, 123, 125;
361/394, 422, 784; 364/444, 495, 208.1,
450; 367/111, 88, 98, 908; 342/357, 419,
457; 343/878, 702

(56) **References Cited**

U.S. PATENT DOCUMENTS

D243,589 S	3/1977	Moore	D10/46
D244,434 S	5/1977	Moore	D10/46
D273,471 S	4/1984	Overs	D10/46
D273,569 S	4/1984	Overs	D10/46
D273,570 S	4/1984	Overs	D10/46
D273,571 S	4/1984	Overs	D10/46
D273,574 S	4/1984	Overs	D10/46
D273,575 S	4/1984	Overs	D10/46
D278,690 S	5/1985	Steensland et al.	D10/46
D279,766 S	7/1985	Honda	D10/46
D286,384 S	10/1986	Grilk	D10/109

D289,265 S	4/1987	Wood et al.	D10/46
D296,767 S	7/1988	Wood et al.	D10/46
D314,346 S	2/1991	Spencer et al.	D10/46
D344,239 S	2/1994	Suggs	D10/65
D389,757 S	* 1/1998	Nishimura et al.	D10/65
D390,137 S	* 2/1998	Nishimura et al.	D10/65
D394,405 S	5/1998	Cummings et al.	D10/46
D400,450 S	11/1998	Cummings et al.	D10/46
D441,670 S	5/2001	Jackson et al.	D10/65
D445,043 S	* 7/2001	Bendinelli	D10/65
D447,708 S	* 9/2001	Fischer	D10/65

* cited by examiner

Primary Examiner—Antoine Duval Davis

(74) *Attorney, Agent, or Firm*—Devon A. Rolf

(57) **CLAIM**

The ornamental design for input controls for a mountable electronic navigation instrument, as shown and described.

DESCRIPTION

FIG. 1 is a perspective view of the input controls for a mountable electronic navigation instrument of the present invention;

FIG. 2 is a front elevational view thereof;

FIG. 3 is a bottom plan view thereof;

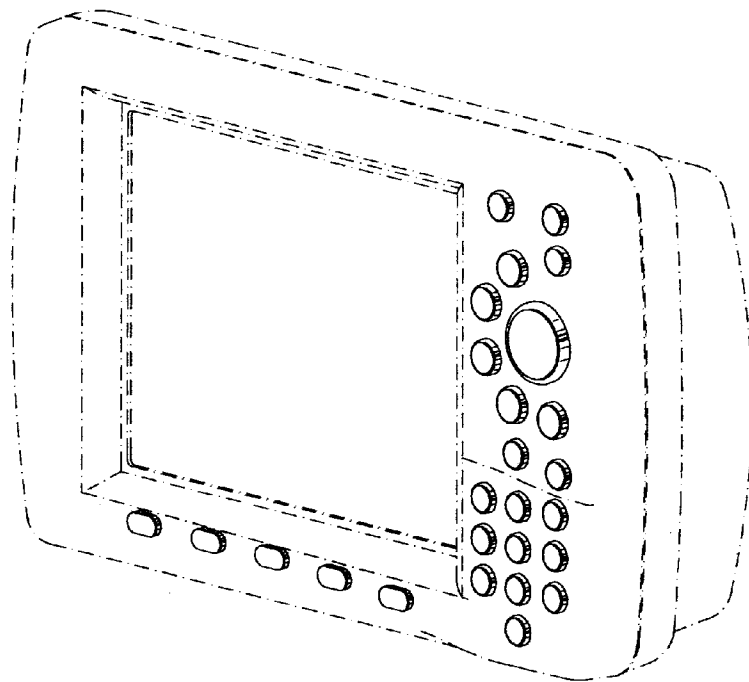
FIG. 4 is a top plan view thereof;

FIG. 5 is a left end view thereof; and,

FIG. 6 is a right end view thereof.

The broken line showing is for illustrative purposes only and forms no part of the claimed design.

1 Claim, 2 Drawing Sheets



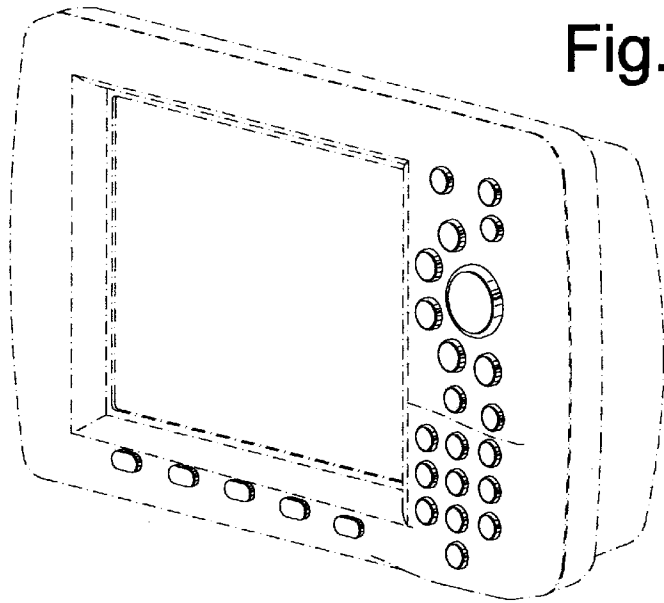


Fig. 1.

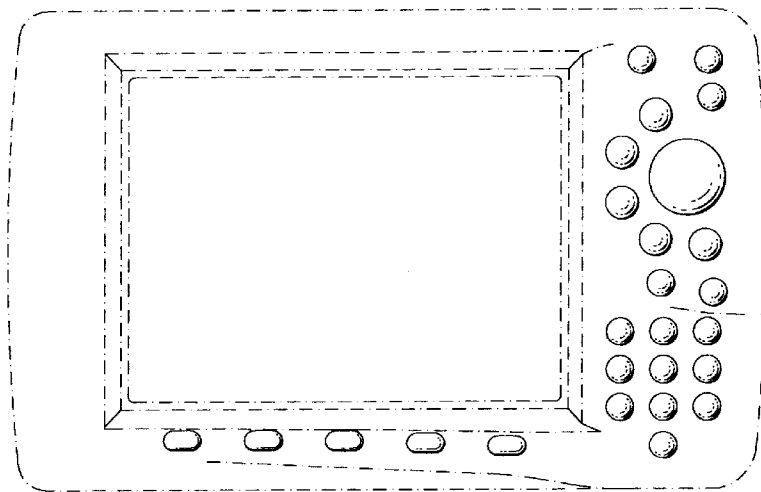


Fig. 2.

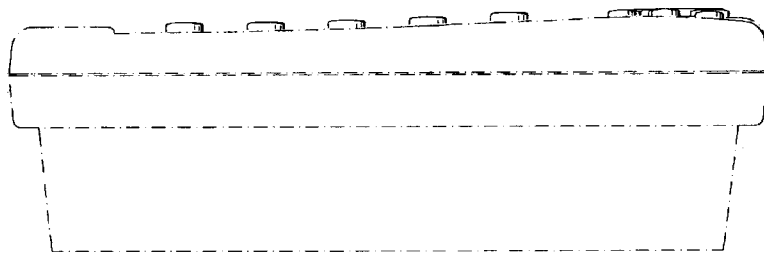


Fig. 3.

Fig. 4.


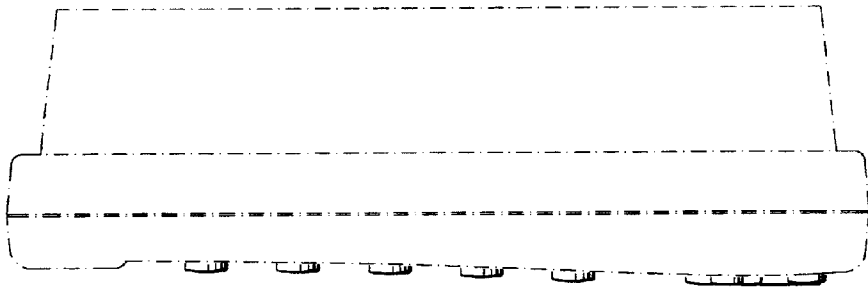



Fig. 5.

Fig. 6.



UNITED STATES PATENT AND TRADEMARK OFFICE
CERTIFICATE OF CORRECTION

PATENT NO. : Des. 487,705 S
DATED : March 23, 2004
INVENTOR(S) : Brian G. Schoenfish

Page 1 of 1

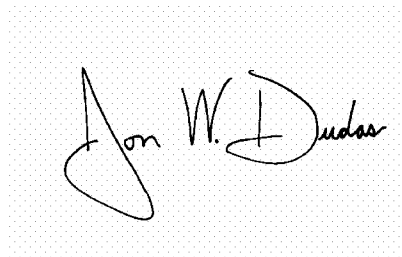
It is certified that error appears in the above-identified patent and that said Letters Patent is hereby corrected as shown below:

Title page,

Item [75], Inventors, -- **Christopher Hanshew** -- is hereby added as a joint inventor.

Signed and Sealed this

Fourteenth Day of December, 2004

A handwritten signature in black ink on a light gray dotted background. The signature reads "Jon W. Dudas" in a cursive style.

JON W. DUDAS

Director of the United States Patent and Trademark Office