



US00D459381S

(12) **United States Design Patent**
Ridinger

(10) **Patent No.:** **US D459,381 S**

(45) **Date of Patent:** **** Jun. 25, 2002**

(54) **MUSICAL INSTRUMENT EFFECTS PEDAL**

5,981,862 A * 11/1999 Geier, Jr. 84/746

(75) Inventor: **Steve Ridinger**, Irvine, CA (US)

* cited by examiner

(73) Assignee: **Evets Corporation**, San Clemente, CA (US)

Primary Examiner—Adir Aronovich

(74) *Attorney, Agent, or Firm*—Joseph T. Leone, Esq.; DeWitt Ross & Stevens S.C.

(**) Term: **14 Years**

(57) **CLAIM**

(21) Appl. No.: **29/148,762**

The ornamental design for a musical instrument effects pedal, as shown and described.

(22) Filed: **Sep. 26, 2001**

DESCRIPTION

(51) **LOC (7) Cl.** **17-03**

(52) **U.S. Cl.** **D17/20; D17/99; D13/167**

(58) **Field of Search** **D13/167; D17/20, D17/99; 84/644, 670, 721, 746**

FIG. 1 is a perspective view of a musical instrument effects pedal showing my new design;

FIG. 2 is a right side elevation view thereof; the left side being a mirror image thereof;

FIG. 3 is a top plan view thereof;

FIG. 4 is a front elevation view thereof; and,

FIG. 5 is a rear elevation view thereof.

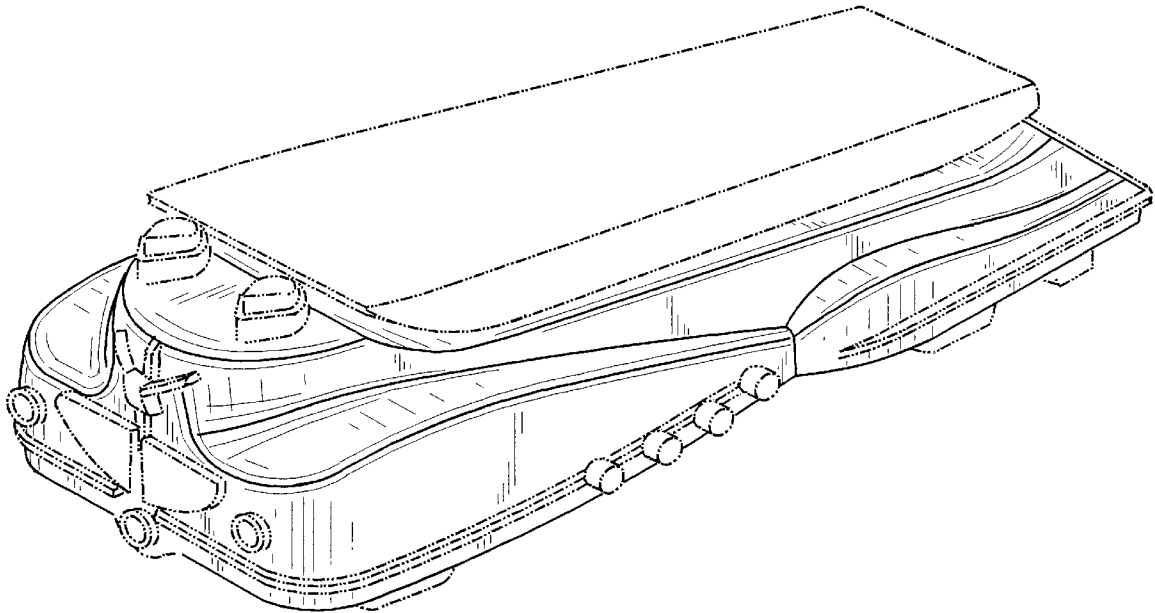
All elements in broken lines are for environmental purposes and form no part of the claimed design. The bottom plan view is unornamented and forms no part of the claimed design.

(56) **References Cited**

U.S. PATENT DOCUMENTS

D147,322 S	*	8/1947	Eisenberg et al.	D17/20
D148,485 S	*	1/1948	Rowe	D13/167
D152,594 S	*	2/1949	Gaudill	D17/20
2,986,953 A	*	6/1961	Dearmond et al.	84/746
D345,756 S	*	4/1994	Clothier	D17/20
D400,234 S	*	10/1998	Ridinger	D17/20
D405,461 S	*	2/1999	Excellente	D17/99

1 Claim, 3 Drawing Sheets



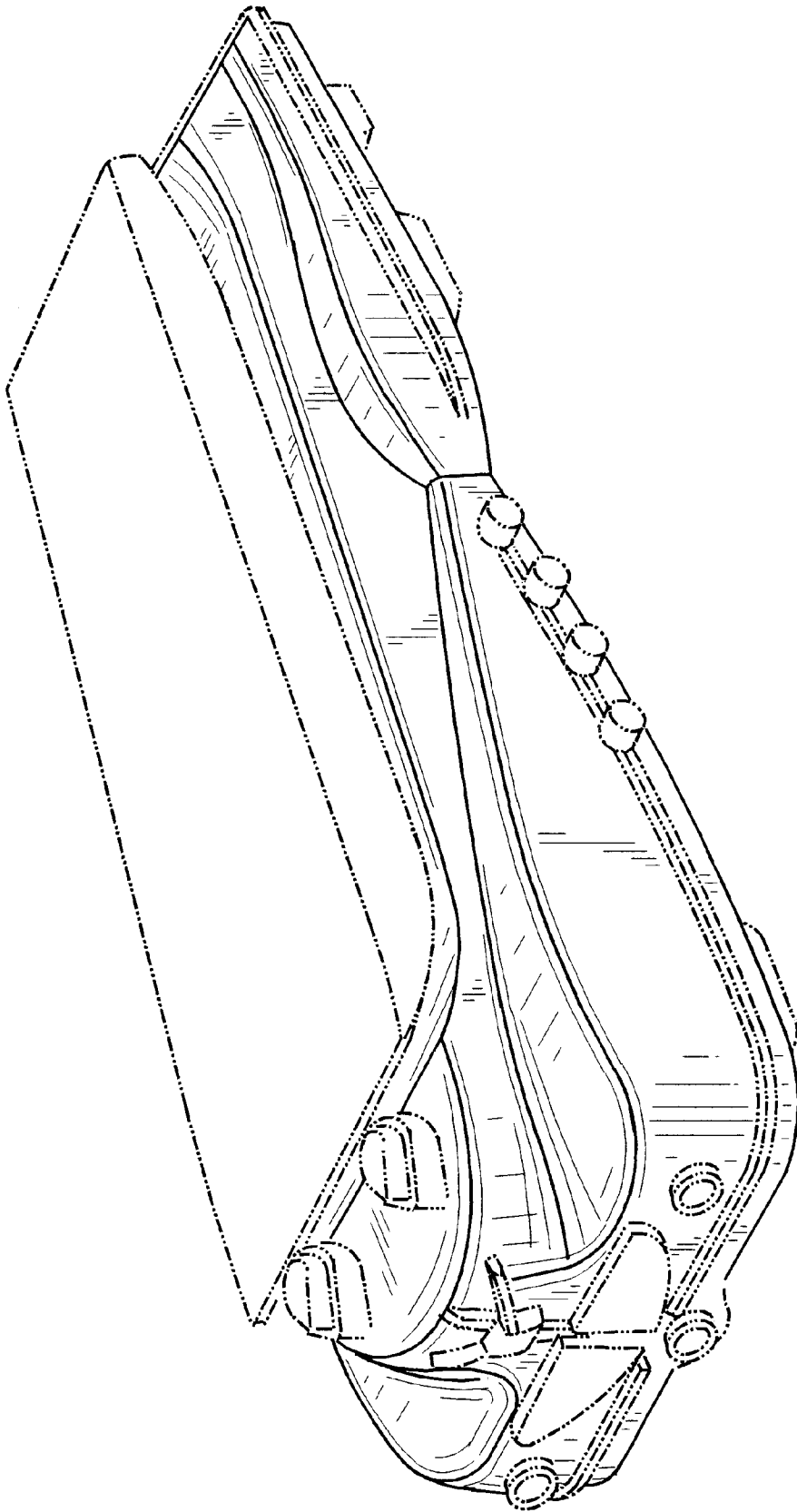


FIG. 1

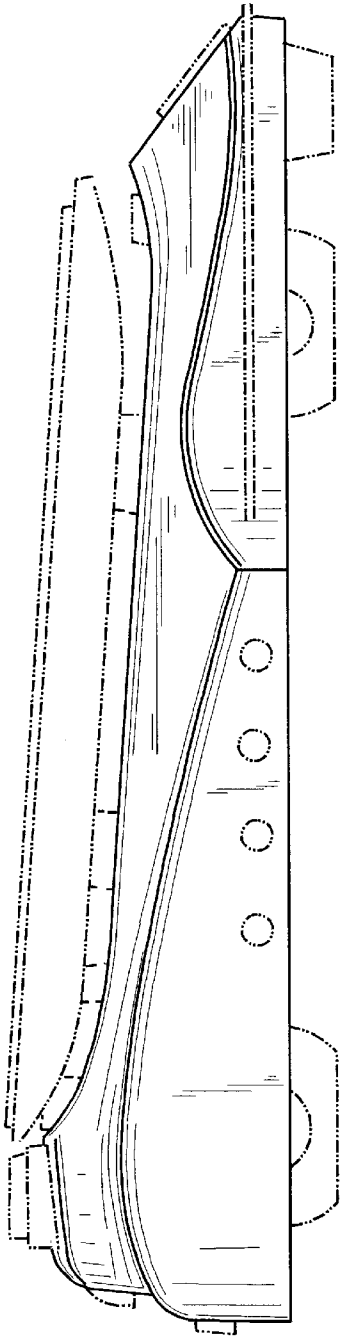


FIG. 2

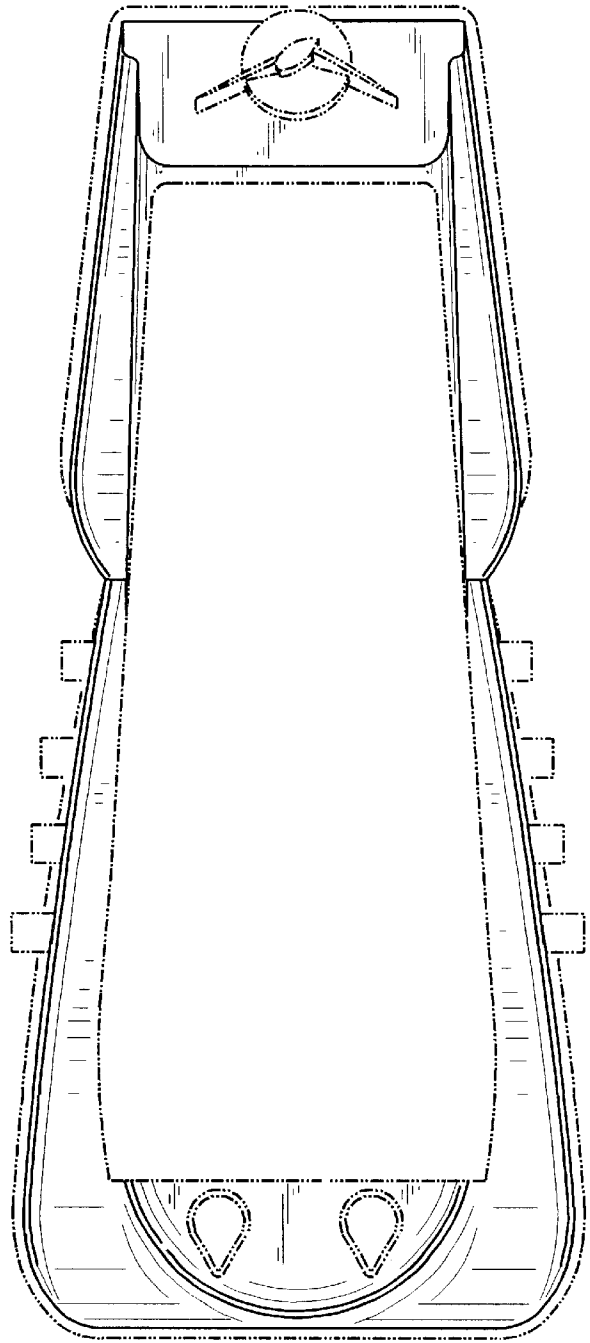


FIG. 3

FIG. 4

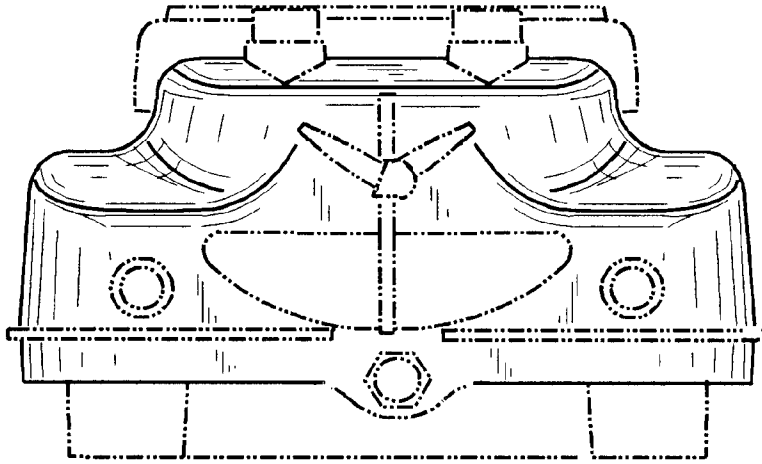


FIG. 5

