



US00D704573S

(12) **United States Design Patent**
Tedeschi

(10) **Patent No.:** **US D704,573 S**

(45) **Date of Patent:** **** May 13, 2014**

(54) **WATCH**

(75) Inventor: **Marco Tedeschi**, Founex (CH)

(73) Assignee: **HUBLOT SA**, Geneve, Genève (CH)

(**) Term: **14 Years**

(21) Appl. No.: **29/397,059**

(22) Filed: **Jul. 11, 2011**

(30) **Foreign Application Priority Data**

Jan. 14, 2011 (WO) DM/075 168

(51) **LOC (10) Cl.** **10-02**

(52) **U.S. Cl.**
USPC **D10/39**

(58) **Field of Classification Search**
USPC D10/30-39, 122-132; 368/276, 281,
368/282, 223, 228, 80, 232, 288-290, 291,
368/295

See application file for complete search history.

(56) **References Cited**

U.S. PATENT DOCUMENTS

D295,841 S *	5/1988	Kano	D10/39
D315,104 S *	3/1991	Sugano	D10/30
D321,145 S *	10/1991	Takahashi	D10/39
D401,163 S *	11/1998	Buchser	D10/32
6,490,230 B1 *	12/2002	Sakuyama et al.	368/11
D533,088 S *	12/2006	Bedat	D10/39

D539,669 S *	4/2007	Vaptzarof	D10/31
D539,674 S *	4/2007	Vaptzarof	D10/38
D551,101 S *	9/2007	Nataf	D10/38
D609,583 S *	2/2010	Lalo	D10/32
D635,868 S *	4/2011	Vaptzarof	D10/38
D637,095 S *	5/2011	Vaptzarof	D10/38
D640,146 S *	6/2011	Tedeschi	D10/39
D642,075 S *	7/2011	Crocco	D10/39
D649,481 S *	11/2011	Crocco	D10/39
D653,565 S *	2/2012	Hegi	D10/38
D658,511 S *	5/2012	Wai Kei	D10/32
D668,971 S *	10/2012	Tedeschi	D10/39
D674,294 S *	1/2013	Vaptzarof	D10/38
D682,713 S *	5/2013	Vaptzarof	D10/39

* cited by examiner

Primary Examiner — Lucy Lieberman

(74) *Attorney, Agent, or Firm* — Sughrue Mion, PLLC


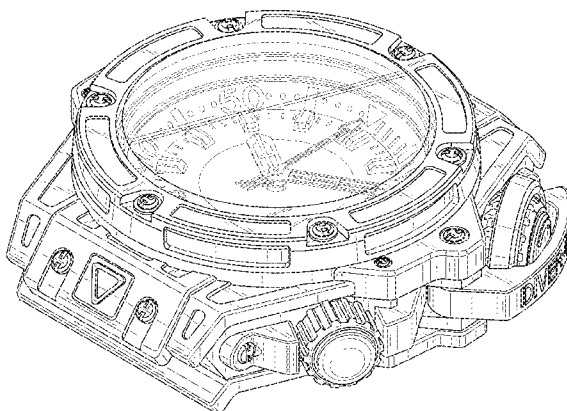
(57) **CLAIM**

The ornamental design for a watch, as shown and described.

DESCRIPTION

FIG. 1 is a perspective view of the front and right side of a watch showing my new design;
 FIG. 2 is a front elevational view thereof;
 FIG. 3 is a rear elevational view thereof;
 FIG. 4 is a top plan view thereof;
 FIG. 5 is a left side elevational view thereof;
 FIG. 6 is a bottom plan view thereof; and,
 FIG. 7 is a right side elevational view thereof.
 The broken lines in the drawings are used to show portions of the watch that do not form part of the claimed design.

1 Claim, 7 Drawing Sheets



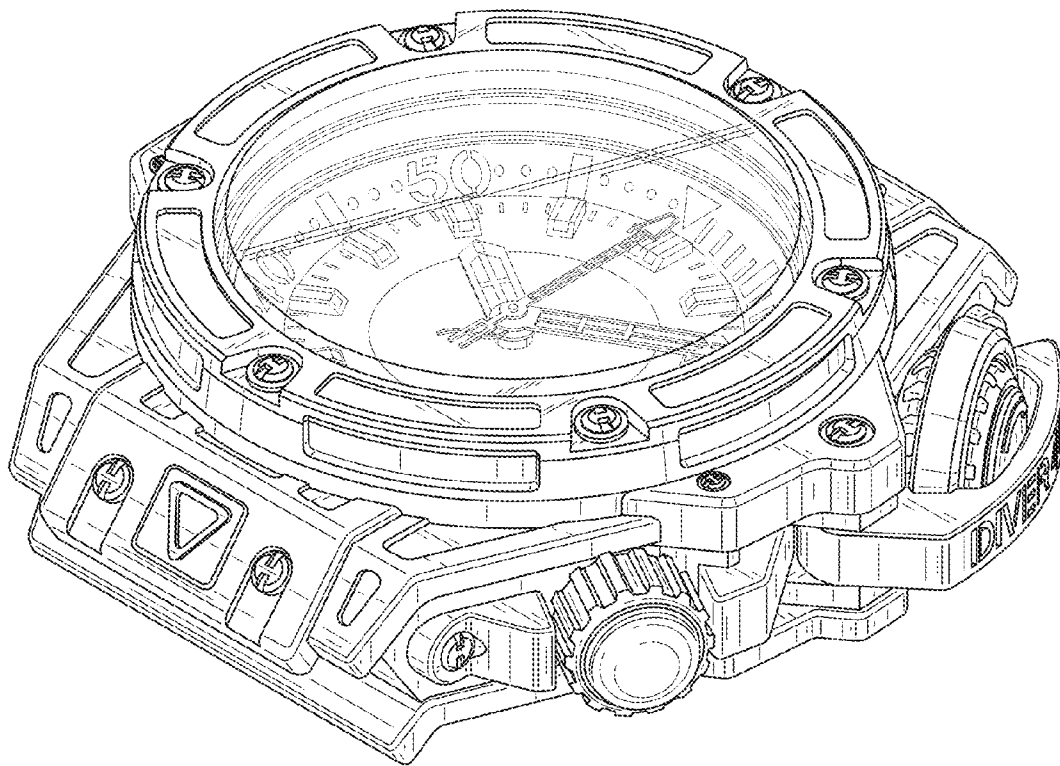


FIG. 1



FIG. 2

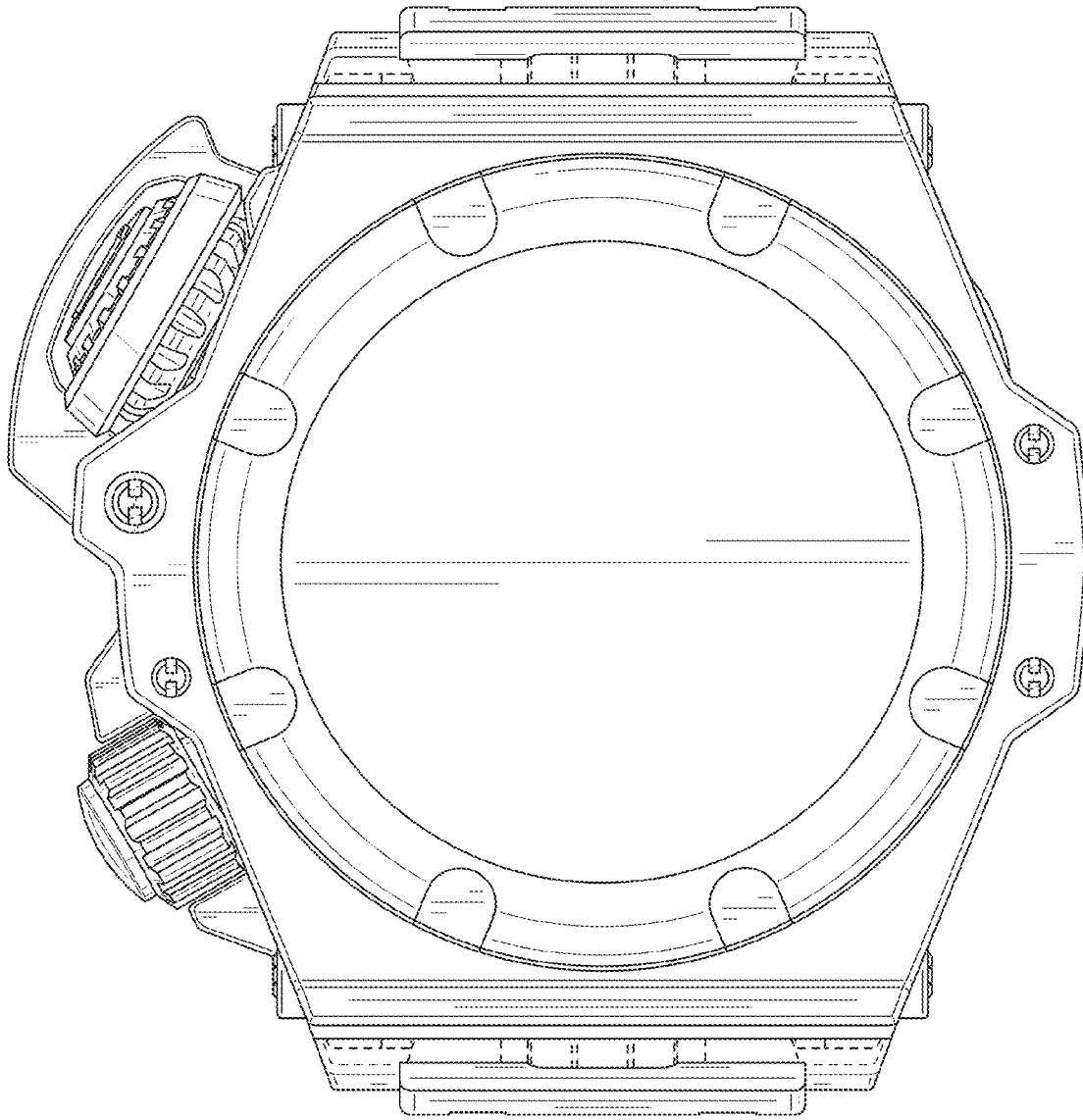


FIG. 3

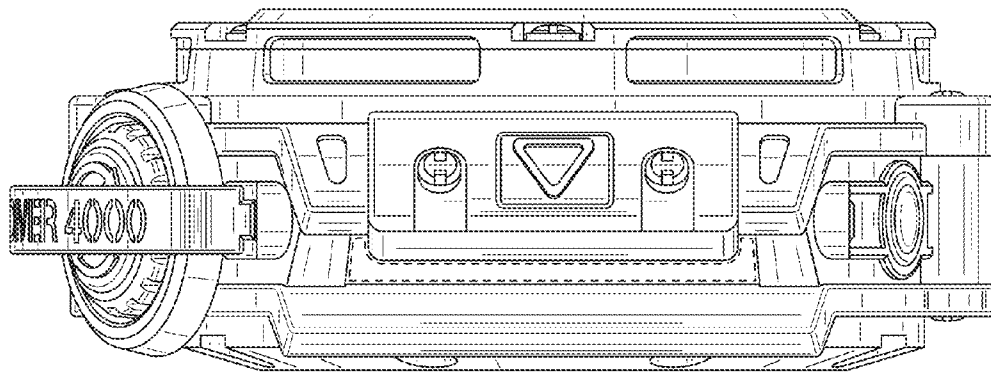


FIG. 4

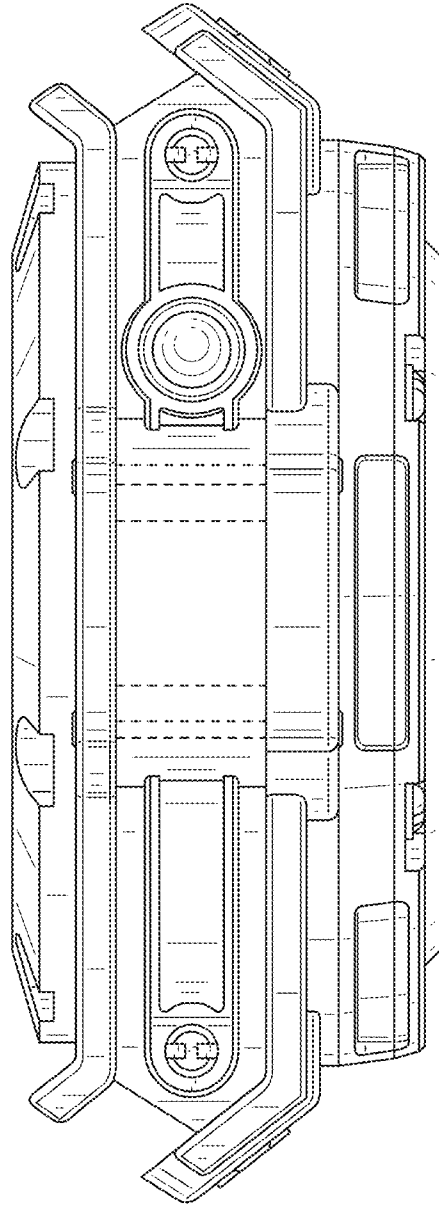


FIG. 5

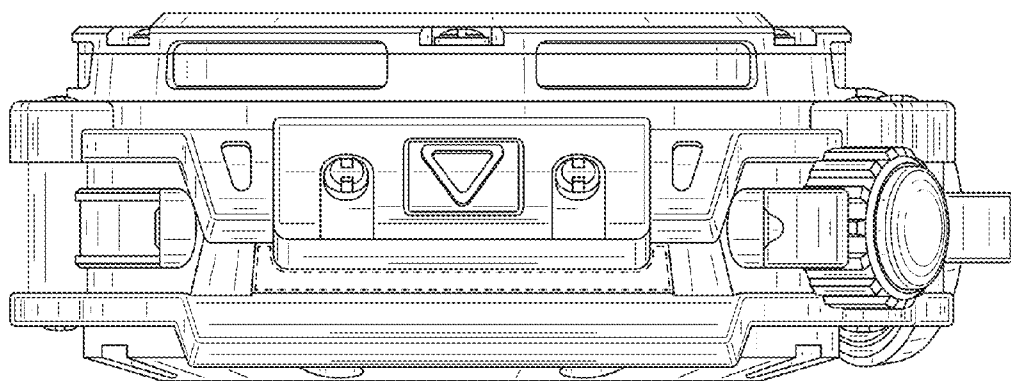


FIG. 6

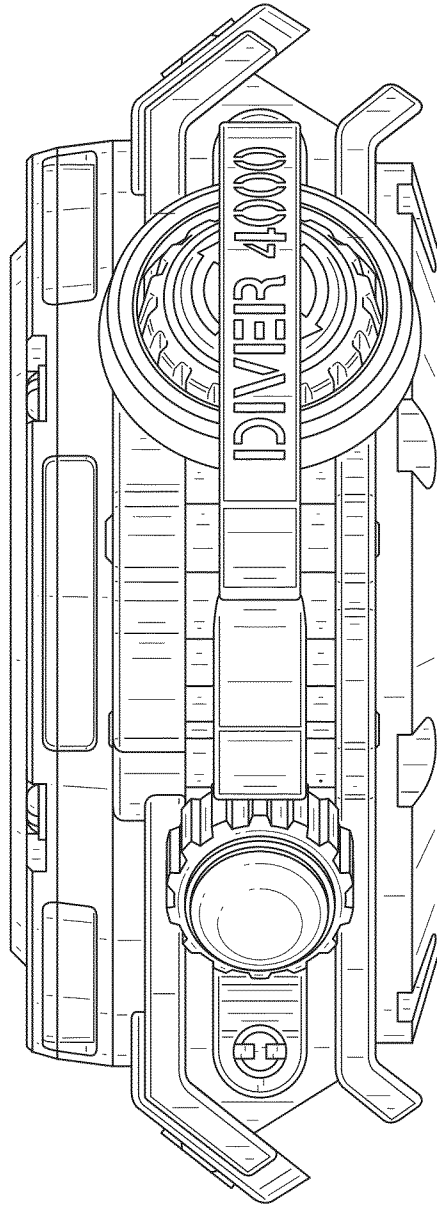


FIG. 7