United States Patent [19]

Hong

[11] **Patent Number: Des. 313,017**

[45] **Date of Patent: ** Dec. 18, 1990**

[54] **VIDEO CASSETTE RECORDER**

[75] Inventor: **Sa Y. Hong,** Seoul, Rep. of Korea

[73] Assignee: **Gold Star Co., Ltd.,** Seoul, Rep. of Korea

[**] Term: **14 Years**

[21] Appl. No.: **254,389**

[22] Filed: **Oct. 5, 1988**

[30] **Foreign Application Priority Data**

Apr. 12, 1988 [KR] Rep. of Korea 4925/1988

[52] **U.S. Cl.** **D14/135**

[58] **Field of Search** D14/124–126, D14/129, 134–136, 156, 160–165

[56] **References Cited**

U.S. PATENT DOCUMENTS

D. 275,566	9/1984	O'Leary	D14/136
D. 295,859	5/1988	Shim	D14/135
D. 297,932	10/1988	Ito et al.	D14/135
D. 301,880	6/1989	Shim	D14/135
D. 301,881	6/1989	Yang	D14/135

OTHER PUBLICATIONS

HFD; 06/01/87; p. 77; Panasonic VCR.
Video Review; Jun. 1988; p. 51; top right—Minolta S-VHS VCR.
Video Review; Dec. 1986; p. 13; bottom left—Magnavoxmodel VR9565 VCR.
Video Review; Oct. 1987; p. 34; top right—Panasonic-model PV-4770 VCR.

Primary Examiner—Theodore M. Shooman
Attorney, Agent, or Firm—John P. White

[57] **CLAIM**

The ornamental design for a video cassette recorder, as shown and described.

DESCRIPTION

FIG. **1** is a top, front and right side perspective view of a video cassette recorder showing my new design;
FIG. **2** is a top, front and right side perspective view thereof, shown with the cover in an open position;
FIG. **3** is a top plan view thereof;
FIG. **4** is a front elevational view thereof;
FIG. **5** is a rear elevational view thereof;
FIG. **6** is a bottom plan view thereof;
FIG. **7** is a right side elevational view thereof; and
FIG. **8** is a left side elevational view.

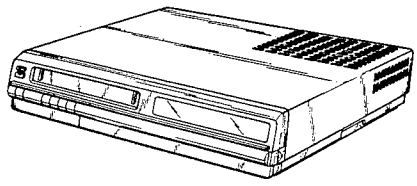

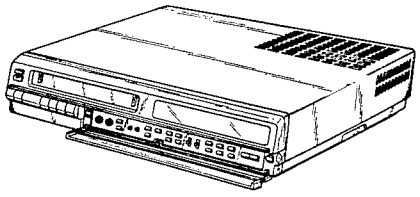

F I G. 1

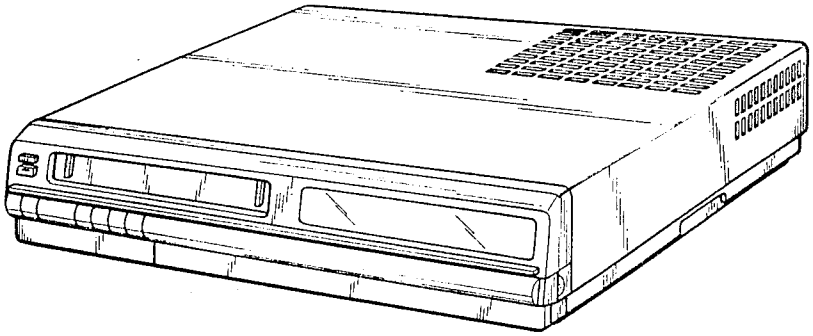

F I G. 2

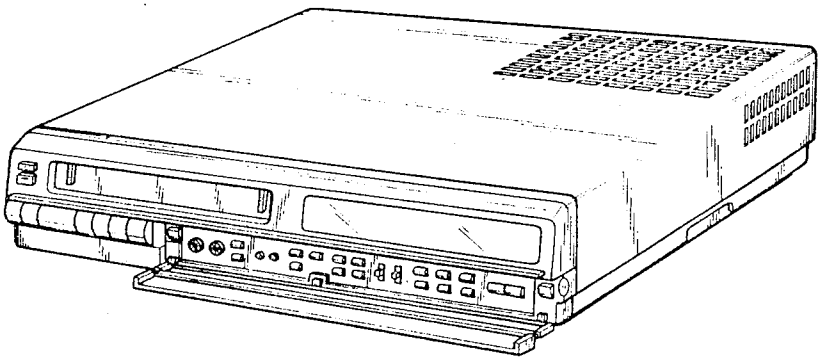

FIG. 3



FIG. 4

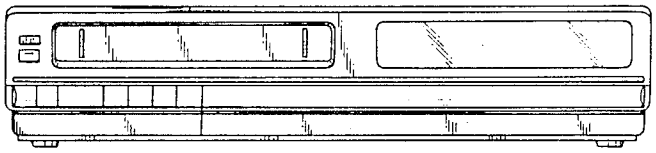

FIG. 5

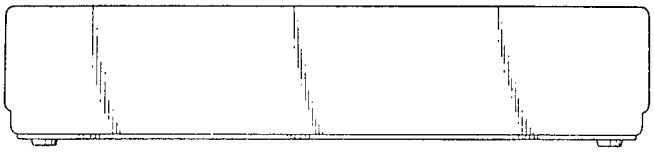

FIG. 6

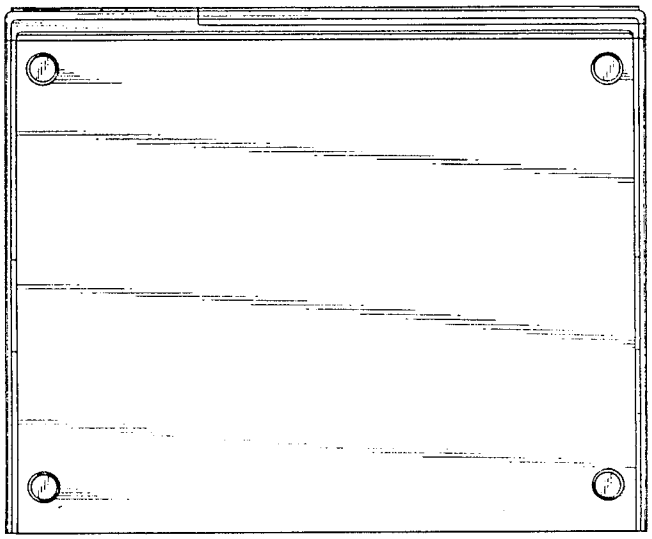

FIG. 7

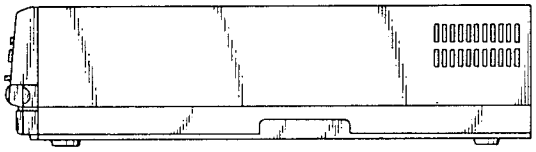
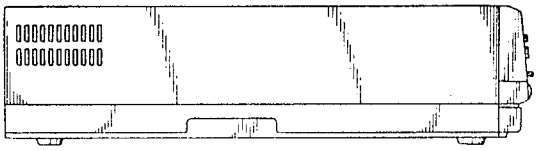
FIG. 8