Nov. 5, 1940. F. KRONER 2,220,527

DEVICE FOR PRODUCING PICTORIAL REPRESENTATIONS

Filed Oct. 29, 1938

FIG. 1.

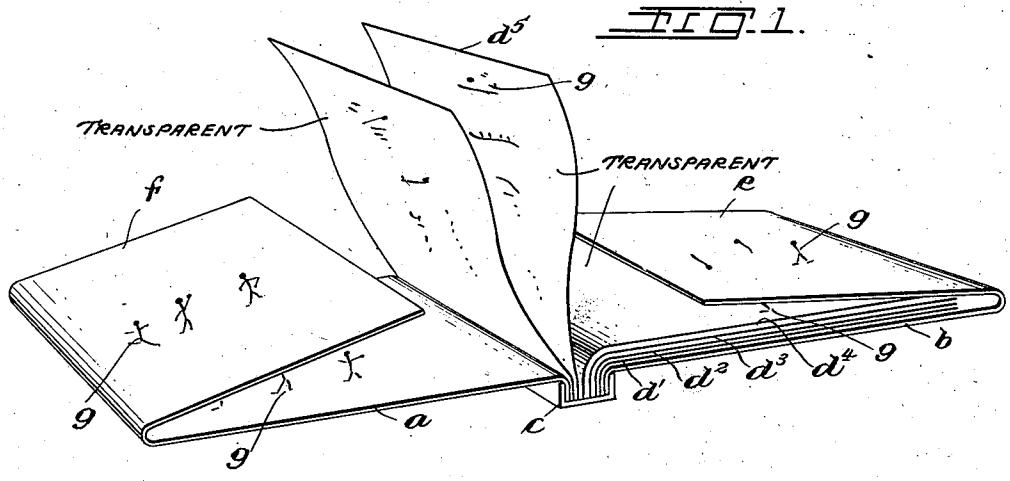

FIG. 2.

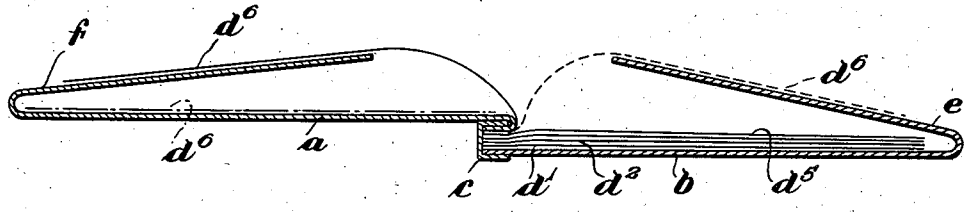

FIG. 3.

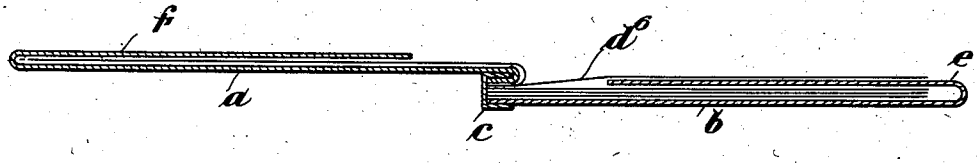

Inventor

F. Kroner

FIG. 4.



Attorney

Patented Nov. 5, 1940 2,220,527

UNITED STATES PATENT OFFICE

2,220,527

DEVICE FOR PRODUCING PICTORIAL REPRESENTATIONS

Friedrich Kroner, Berlin-Charlottenburg, Germany

Application October 29, 1938, Serial No. 237,695
In Germany October 30, 1937

4 Claims. (Cl. 35—26)

This invention relates to a novel device for producing certain pictorial representations with the aid of transparent thin flexible sheets, consisting, for instance, of cellulose derivatives, such as, cellulose hydrate. Sheets of this kind in view of their sensitive nature are liable to be easily damaged mechanically.

It is an object of my invention to provide means for protecting the said sheets against such mechanical injuries.

Still another object of my invention is to use the outer sides of the protecting means as means for supporting opaque pictures which may be selectively combined with the representations on the transparent thin sheets to form composite representations.

With these and other objects in view, as may become apparent from the following disclosures, the invention consists not only of the structures herein pointed out and illustrated by the drawing, but includes further structures as hereinafter may be claimed.

The character of the invention, however, may be best understood by reference to certain of its structural forms, as illustrated by the accompanying drawing in which—

Figure 1 is a perspective view of a preferred embodiment of the invention, in open condition.

Figures 2 and 3 are side elevations of the said embodiment, showing different dispositions of the sheets thereof.

Figure 4 is a side elevation showing the said embodiment in folded-up state.

Referring to the drawing, the two covers *a* and *b* and a number of transparent sheets d^1, d^2, etc., are connected edgewise at *c* in any suitable manner to form a book or booklet. Two further sheets or covers *e* and *f* of opaque material are hingedly connected to the lateral edges of the covers *a* and *b*. The said sheets *e* and *f* are extensions of the sheets forming the covers *a* and *b* and folded over at the hinge edges. Provided on the upper sides of the hinge covers *e*, *f*, etc., are pictorial representations *g* of any desired subject matter which may be modified by superposing any of the transparent sheets d^1, d^2, etc., on the respective flap.

It will be readily understood that any of the sheets d^1, d^2, etc., may thus be superposed on any of the flaps *e*, *f*, etc. For example, the uppermost sheet d^6 lying under the flap *e* may be brought into the position shown in Fig. 2 in solid lines, after having lifted the cover *e*, then turned over to the position shown in Fig. 2 in dotted lines, and finally flatly superposed on flap *e* as indicated in Fig. 4. In this position the representation, colour, pattern, inscription or the like *g* on the transparent sheet d^6 forms the desired composite representation together with the representation, colour, pattern, inscription or the like *g* on the cover *e*. The sheet d^6 may now be turned over to the left and superposed on the cover *f*; entirely different effects and representations may be produced in this position by the provision of representations on the cover *f* which are different from those on cover *e* and/or by the provision of representations on the respective side of sheet d^6 which are different from the representations on the side viewed first, but within the contours of said representations on the first side of sheet d^6.

When the sheet d^6 has thus been viewed in both positions, the hinge cover *f* is lifted and sheet d^6 is put under cover *f*, to assume the position shown in Fig. 2 in dot and dash lines, and the next sheet d^5 may now be produced from its position under cover *e*. It will thus be seen that the sheet d^6 which has been viewed returns to a protected position under cover *f* so that it cannot be damaged as the next sheets are viewed. The operations above described with reference to sheet d^6 are now repeated with reference to sheet d^5.

Fig. 4 shows the booklet in its folded up position, the sheets being protected from all sides.

My novel device may be used, for instance, to illustrate the outer appearance and the inside of any articles, or to show the successive phases or steps of any occurrences, processes, events or the like, for educational, entertaining, advertising or similar purposes.

I claim:

1. An article of manufacture comprising two hingedly connected covers of opaque material, a plurality of sheets of transparent material each connected at one edge with said covers at the hinged connection thereof to form a booklet and each bearing an opaque picture, each cover being provided with a picture visible from the inside of said booklet, said cover pictures being of different appearance, a support for at least one of said cover pictures in the form of a flap of opaque material hingedly connected to a free edge of the cover, said sheets being individually turnable to be selectively superposed on either of the cover pictures, when the latter are adjacent the hinged connection of the covers and in the open position of the booklet, to form a composite pictorial representation therewith or al-

ternatively to be placed beneath the flap in stowed-away position.

2. An article of manufacture comprising two hingedly connected covers of opaque material, a plurality of sheets of transparent material each connected at one edge with said covers at the hinged connection thereof to form a booklet and each bearing an opaque picture, and a flap of opaque material for each of the covers hingedly connected to a free edge thereof and bearing a picture on its outer surface, said flap pictures being of different appearance, and said sheets being individually turnable to be selectively superposed on either of the flaps when the latter are adjacent the hinged connection of the covers and in the open position of the booklet, to form a composite pictorial representation therewith or alternatively to be placed beneath one or the other of said flaps in stowed-away position.

3. An article of manufacture comprising two hingedly connected covers of opaque material, a plurality of sheets of transparent material each connected at one edge with said covers at the hinged connection thereof to form a booklet and each bearing two different opaque pictures, one visible from the front side and the other from the rear side of the sheet, each cover being provided with a picture visible from the inside of said booklet, a support for at least one of said cover pictures in the form of a flap of opaque material hingedly connected to a free edge of the cover, said sheets being individually turnable to be selectively superposed on either of the cover pictures, when the latter are adjacent the hinged connection of the covers and in the open position of the booklet, to form a composite pictorial representation therewith or alternatively to be placed beneath the flap in stowed-away position.

4. An article of manufacture comprising two hingedly connected covers of opaque material, a plurality of sheets of transparent material each connected at one edge with said covers at the hinged connection thereof to form a booklet and each bearing two different opaque pictures, one visible from the front side and the other from the rear side of the sheet, and a flap of opaque material for each of the covers hingedly connected to a free edge thereof and bearing a picture on its outer surface, said flap pictures being of different appearance, and said sheets being individually turnable to be selectively superposed on either of the flaps when the latter are adjacent the hinged connection of the covers and in the open position of the booklet, to form a composite pictorial representation therewith or alternatively to be placed beneath one or the other of said flaps in stowed-away position.

FRIEDRICH KRONER.