



(51) International Patent Classification:

C09D 5/20 (2006.0 1) *C09D 177/06* (2006.0 1)
C08K3/10 (2006.01) *C23C 30/00* (2006.01)
C09D 133/02 (2006.01) *B05D 3/10* (2006.01)

(21) International Application Number:

PCT/AU2012/001526

(22) International Filing Date:

14 December 2012 (14.12.2012)

(25) Filing Language:

English

(26) Publication Language:

English

(30) Priority Data:

61/576,509 16 December 2011 (16.12.2011) US

(71) Applicants: **COMMONWEALTH SCIENTIFIC AND INDUSTRIAL RESEARCH ORGANISATION** [AU/AU]; Limestone Avenue, Campbell, Australian Capital Territory 2612 (AU). **THE BOEING COMPANY** [US/US]; 7755 East Marginal Way South, Seattle, Washington 98108 (US).

(72) Inventors: **LI, Sheng**; c/- Commonwealth Scientific and Industrial Research Organisation, Limestone Avenue, Campbell, Australian Capital Territory 2612 (AU). **BATEMAN, Stuart**; c/- Commonwealth Scientific and Industrial Research Organisation, Limestone Avenue, Campbell, Australian Capital Territory 2612 (AU). **BILYK, Alex**; c/- Commonwealth Scientific and Industrial Research Organisation, Limestone Avenue, Campbell, Australian Capital Territory 2612 (AU). **KHOR, Sarah**; c/- Commonwealth Scientific and Industrial Research Organisation, Limestone Avenue, Campbell, Australian Capital Territory 2612 (AU). **YANG, Weidong**; c/- Commonwealth Scientific and Industrial Research Organisation, Limestone Avenue, Campbell, Australian Capital Territory 2612 (AU). **BROADBENT, Chris**; c/- The Boeing Company, 7755

East Marginal Way South, Seattle, Washington 98108 (US). **DALBY, Glenn**; c/- The Boeing Company, 7755 East Marginal Way South, Seattle, Washington 98108 (US). **JAHREN, Randall**; c/- The Boeing Company, 7755 East Marginal Way South, Seattle, Washington 98108 (US). **JENSEN, Matthew. D**; c/- The Boeing Company, 7755 East Marginal Way South, Seattle, Washington 98108 (US).

(74) Agent: **GRIFFITH HACK**; GPO Box 1285, Melbourne, Victoria 3001 (AU).

(81) Designated States (unless otherwise indicated, for every kind of national protection available): AE, AG, AL, AM, AO, AT, AU, AZ, BA, BB, BG, BH, BN, BR, BW, BY, BZ, CA, CH, CL, CN, CO, CR, CU, CZ, DE, DK, DM, DO, DZ, EC, EE, EG, ES, FI, GB, GD, GE, GH, GM, GT, HN, HR, HU, ID, IL, IN, IS, JP, KE, KG, KM, KN, KP, KR, KZ, LA, LC, LK, LR, LS, LT, LU, LY, MA, MD, ME, MG, MK, MN, MW, MX, MY, MZ, NA, NG, NI, NO, NZ, OM, PA, PE, PG, PH, PL, PT, QA, RO, RS, RU, RW, SC, SD, SE, SG, SK, SL, SM, ST, SV, SY, TH, TJ, TM, TN, TR, TT, TZ, UA, UG, US, UZ, VC, VN, ZA, ZM, ZW.

(84) Designated States (unless otherwise indicated, for every kind of regional protection available): ARIPO (BW, GH, GM, KE, LR, LS, MW, MZ, NA, RW, SD, SL, SZ, TZ, UG, ZM, ZW), Eurasian (AM, AZ, BY, KG, KZ, RU, TJ, TM), European (AL, AT, BE, BG, CH, CY, CZ, DE, DK, EE, ES, FI, FR, GB, GR, HR, HU, IE, IS, IT, LT, LU, LV, MC, MK, MT, NL, NO, PL, PT, RO, RS, SE, SI, SK, SM, TR), OAPI (BF, BJ, CF, CG, CI, CM, GA, GN, GQ, GW, ML, MR, NE, SN, TD, TG).

Published:

— with international search report (Art. 21(3))

(54) Title: COATING SYSTEMS

(57) Abstract: The invention relates to a coating system, in particular a coating system containing an organometallic layer which allows the selective removal of post coating layers from substrates without detrimental impact to their "in-service" performance. The organometallic layer comprises (a) an organic polymer containing multi-chelating functionalities; and (b) a metallic agent which forms an organo metallic complex with the organic polymer containing multi-chelating functionalities and is located between an optionally coated substrate and at least one post coating layer of a coating system.



COATING SYSTEMS

Field

The invention relates to a coating system, in particular a coating system
5 containing an organometallic layer which allows the selective removal of post coating
layers from substrates without detrimental impact to their "in-service" performance.
The organometallic layer is particularly suited to substrates which require periodic
refreshing or removal and replacement of their coating systems such as aircraft and
other transportation vehicles.

10

Background

Stripping and recoating of aircraft is a routine practice in the aerospace
industry. In this process, redundant layers of paint are stripped away either
chemically and/or mechanically to minimize the weight build-up before a fresh layer
15 is applied. The use of an intermediate coating (IC) layer based on solutions of
synthetic resins in organic solvents, applied for example between the topcoat and
primer is known for facilitating 'selective' stripping of the topcoat without affecting the
integrity of the underlying primer or substrate. Such a strategy has benefits in terms
of flow time reduction to complete the re-coating process and protection of the
20 underlying materials from the stripper medium.

The use of barrier coatings composed of modified epoxy-polysiloxanes or
film-forming polymers applied between the substrate and top coat have also been
described. The barrier coating technique focuses on improving the chemical
resistance of the primer and aims to reduce the capacity of the stripping solution to
25 degrade the primer and importantly the substrate-primer interface.

Apart from enabling selective removal of the coating layer, the selectively
strippable coating system must also conform to the application and in-service
performance requirements necessitated by the application. In terms of aerospace
coating systems, these include the required chemical resistance (for example, to
30 hydraulic fluids and to aviation fuels and cleaners), environmental durability,
mechanical properties, aesthetics (colour and gloss), and adhesion.

There may be deficiencies in using the intermediate and barrier coating
techniques described above. These may include tight application window

- 2 -

tolerances, reduced in-service performance, decreased selectivity or impact to the properties of the coating system following repeated stripping and recoating. Another draw back of these techniques is that the intermediate coating or barrier layer may have a thickness of up to 12 microns which can add extra weight. As such there is a pressing need to develop robust strategies which enable coating layers to be selectively removed that themselves, add minimal weight to the overall coating system, and, hence, in the case of aircraft, assist in reducing the operational environmental foot print.

10 **Summary**

In a first aspect, there is provided an organometallic layer which comprises

(a) an organic polymer containing multi-chelating functionalities;

and

(b) a metallic agent which forms an organo metallic complex with

15 the organic polymer containing multi-chelating functionalities, the organometallic layer being located between an optionally coated substrate and at least one post coating layer of a coating system.

In a second aspect, there is provided a coating system which comprises:

(i) an optionally coated substrate;

20 (ii) at least one post coating layer; and

(iii) the organometallic layer defined above located between (i) and (ii).

In one embodiment, the organometallic layer further comprises an organic crosslinker.

25 In another embodiment, the multi-chelating functionalities are multi-carboxylate functionalities.

The organometallic layer when applied to the optionally coated substrate prior to the post coating layer enables the selective removal of the post coating layer from the substrate by stripping when the post coating layer needs to be replaced.

30 The organometallic layer also provides strong interfacial interaction and adhesion to the optionally coated substrate and the post coating layer to be selectively stripped and especially in aerospace coating systems where the organometallic layer provides chemical resistance for example to hydraulic fluids,

- 3 -

aviation fuels and cleaners, environmental durability, mechanical properties, aesthetics (colour and gloss) and interfacial adhesion.

The organometallic layer may be applied on an optionally coated substrate to be further coated with the post coating layer and forms a thin layer of 5 microns or less between the substrate and the post coating layer allowing selective stripping of the post coating layer to occur at the organometallic layer while retaining the integrity of the optionally coated substrate. While not wishing to be bound by theory, it is believed that the stripping process occurs by disruption of the organometallic layer such that the post coating layer(s) are selectively removed while retaining the integrity of the optionally coated substrate. The substrate may be composed of metallic or polymer composite materials which are optionally coated for example with surfacing film, primer, undercoat, conversion, anticorrosion and/or topcoat layer(s). Coated substrates of this type are typically found in aerospace applications.

The post coating layer is the coating layer applied after the organometallic layer and includes top coats, overcoats or ready to go (RTG) coats.

In a third aspect, there is provided a process for coating an optionally coated substrate with at least one post coating layer which comprises

- (i) applying a treatment formulation which comprises (a) an organic polymer containing multi-chelating functionalities; (b) a metallic agent which forms an organo metallic complex with the organic polymer containing multi-chelating functionalities; and (c) a solvent to form an organometallic layer defined above to the optionally coated substrate; and
- (ii) applying at least one post coating layer to the organometallic layer of step (i).

In a fourth aspect, there is provided a treatment formulation to be applied to an optionally coated substrate for selectively stripping a post-coating layer applied on the treatment formulation which comprises:

- (a) an organic polymer containing multi-chelating functionalities;
- (b) a metallic agent which forms an organo metallic complex with the organic polymer containing multi-chelating functionalities; and
- (c) a solvent.

- 4 -

In one embodiment, the treatment formulation further comprises an additive, in particular a wetting agent.

In a fifth aspect, there is provided a process for selectively removing the at least one post coating layer from the coating system defined above which comprises

- 5
- (i) treating the at least one post coating layer with a stripping agent capable of disrupting the organometallic layer; and
 - (ii) removing the at least one post coating layer from the coating system.

In a sixth aspect, there is provided a process for coating an optionally coated substrate with at least one post coating layer which comprises

- 10
- (i) treating the at least one post coating layer of the coating system defined above with a stripping agent capable of disrupting the organometallic layer to remove at least one coating layer from the coating system;
 - 15 (ii) forming a further organometallic layer defined above; and
 - (iii) applying at least one further post coating layer to the organometallic layer.

In a seventh aspect, there is provided a process for coating an optionally coated substrate with at least one post coating layer which comprises

- 20
- (i) treating the at least one post coating layer of the coating system defined above with a stripping agent capable of disrupting the organometallic layer to remove at least one post coating layer from the coating system;
 - (ii) applying at least one further post coating layer;
 - 25 (iii) treating the at least one further post coating layer with a stripping agent capable of disrupting the organometallic layer;
 - (iv) removing the at least one further post coating layer;
 - (v) optionally repeating steps (iii) to (v);
 - (vi) forming a further organometallic layer defined above; and
 - 30 (vii) applying at least one even further post coating layer to the further organometallic layer.

The post coating layer to be stripped can be multi-layered. For example, the coating may be a topcoat which is a decorative coating where layers of coatings of

- 5 -

various colour is applied one after other to create logo, name, character, symbol and other features.

Detailed Description

5 The invention relates to an organometallic layer which when present on an optionally coated substrate prior to at least one post coating layer enables the selective removal of the post coating layer from the substrate by stripping when the post coating layer needs to be replaced by another post coating layer.

10 Organometallic layer

 The organometallic layer includes (a) an organic polymer containing multi-chelating functionalities, preferably multi-carboxylate functionalities and (b) a metallic agent which forms an organo metallic complex with the organic polymer containing multi-chelating functionalities. The layer may further contain (c) an organic
15 crosslinker. The organometallic layer is formed by application of a treatment formulation comprising the polymer and metallic agent defined above and a solvent. The treatment solution may optionally contain an additive and/or an organic crosslinker.

 While the solid content of the treatment formulation is limited only by the
20 solubility and viscosity, it preferably has a low solid concentration in the range of 0.1 % to 50% based on the total weight of the formulation, more preferably in the range of 0.5 to 25%, most preferably in the range of 1% to 10% to facilitate application of the organometallic layer on the substrate and avoid thick film built up. The dry thickness of the organometallic layer depends on the application and may
25 be in the range of 5 microns or less, preferably 2 microns or less. The organometallic layer preferably has a thickness of less than 2 micron so that it does not add significant weight to the coating system.

 The molar ratio (Z:A) of metallic agent (Z) to the chelating functionality (A) of the organic polymer containing multi-chelating functionalities may be in the range of
30 1:1 (Z:A) to 1:10(Z:A), preferably in the range of 1:2(Z:A) to 1:5(Z:A), more preferably in the range of 1:2.5(Z:A) to 1:4(Z:A).

 The components of the organometallic layer may be dissolved or otherwise dispersed in appropriate solvent to obtain a treatment formulation and the treatment

- 6 -

formulation is applied on the substrate to form the organometallic layer by any method known in the coating industry including spray, drip, dip, roller, brush or curtain coating, especially spray.

The location of the organometallic layer is not limited, for example the treatment formulation could be applied directly onto the substrate or onto any of the primer, undercoat, conversion, anti-corrosion or topcoat layers in the coating built up prior to post coating. In aerospace applications, the treatment formulation could advantageously be applied to the primer prior to the application of the post coating layers such as decorative or functional topcoat layers or otherwise applied on the surfacing film prior to the application of the post coating layers such as decorative or functional topcoat layers.

The organometallic layer can provide the dual advantages of promoting adhesion between the coating layers as well as a strippable mechanism when one or more post coating layers are required to be stripped from the optionally coated substrate. The organometallic layer also provides chemical resistance for example to hydraulic fluids, aviation fuels and cleaners and meets the requirement of environmental durability, mechanical properties, aesthetics (colour and gloss) in aerospace coating systems.

Organic polymer containing multi chelating functionalities

The organic polymers containing multi-chelating functionalities are organic polymers containing at least two chelating groups preferably carboxylate groups, more preferably acidic groups or groups that can form acidic groups *in situ* including but not limited to carboxylic, anhydride precursors, or phosphonic acid groups and preferably polymers and oligomers containing at least two acidic groups including but not limited to carboxylic, anhydride precursors, or phosphonic acid groups. The functionalities may be provided on a homopolymer or a copolymer. The polymers and oligomers can be selected from homo or copolymers having molecular weights ranging from 200 to 1,000,000, preferably 5,000 to 50,000. It will be appreciated that the molecular weight of the organic polymer is selected to allow the organometallic layer to maintain solubility for ease of application.

Suitable polymers or oligomers containing multi acidic groups include copolymers or oligomers of ethylene or styrene with acrylic, (meth)acrylic or maleic

- 7 -

anhydride and preferably copolymers of styrene-co-maleic anhydride (PSMA) or ethylene-co-acrylic acid (PEAA) such as commercially found under trade mark Primacor (Dow), Nucrel (Dupont), Lucalen (BASF).

5 Metallic agent

The metallic agent may be a metal compound such as metal oxide, metal hydroxide or an organo-metallic compound such as a metal acetate which is capable of forming an organo-metallic complex with for example the multi-acid containing polymer or oligomer. Suitable metals in the metallic agent include transition metals
10 such as silver, copper, nickel, strontium, thallium, tin, titanium, vanadium, zinc, tungsten and zirconium, preferably zinc, vanadium, silver, nickel, tungsten and copper, more preferably zinc, copper and tungsten.

The metallic agent is preferably in the form of a metal oxide, hydroxide or salt. The metal oxide and metal hydroxide may be dissolved in an ammonia solution
15 to form metal ammonia hydroxide complex in solution. Suitable metal oxides include oxides of transition metals such as silver, copper, nickel, strontium, thallium, tin, titanium, vanadium, zinc, tungsten and zirconium, preferably zinc, vanadium, silver, nickel, tungsten and copper, more preferably zinc and vanadium. Suitable metal hydroxides include hydroxides of transition metals such as silver, copper, nickel,
20 strontium, thallium, tin, titanium, vanadium, zinc, tungsten and zirconium, preferably zinc, vanadium, silver, nickel, tungsten and copper, more preferably zinc, copper and tungsten.

The metal salt may be a metal acetate, chloride, nitrate or sulfate. The metal salt is reacted with a base forming metal hydroxide. The metal hydroxide is then
25 dissolved in an ammonia solution to form a metal ammonia hydroxide complex in solution. Suitable metal salts include salts of transition metals such as silver, copper, nickel, strontium, thallium, tin, titanium, vanadium, zinc, tungsten and zirconium, preferably zinc, vanadium, silver, nickel, tungsten and copper, more preferably zinc, copper and tungsten.

30

Organic crosslinker

The organometallic layer may also include an organic crosslinker. The organic crosslinker may be incorporated into the treatment solution prior to

- 8 -

application on an optionally coated substrate. The organic crosslinker is an organic compound containing at least two functional groups capable of at least partially reacting with one or more of the multi-chelating functionalities of the organic polymer. While not wishing to be bound by theory, it is believed that the reaction of the organic crosslinker with the multi-chelating functionalities reinforces the mechanical properties of the organometallic layer to improve adhesion. In the case of organic polymers containing a multi-acid functionalities, the organic crosslinker may contain at least two functional groups which may be the same or different and selected from epoxy, aziridine, isocyanate, amine, imine and anhydride groups. Preferably the crosslinker is carbodiimide.

Treatment formulation

The organometallic layer is formed from a treatment formulation comprising the organic polymer, the metallic agent and a solvent. The treatment formulation is prepared by dissolving or dispersing both the organic polymer and the metallic agent together in appropriate solvent or dissolving or dispersing each separately then mixing both together. The treatment formulation may be applied in different physical forms such as a solution, suspension, mixture, aerosol, emulsion, paste or combination thereof, solutions or emulsions are preferred.

The solvent may be a single solvent or a mixture of solvents. Additives can also be added to facilitate the dissolution of the organic polymer and metallic agent, the wetting of the substrate and film forming for the organometallic layer on the substrate.

When the treatment formulation contains an organic polymer containing multi-acid functionalities and the metallic agent is a metal oxide, metal hydroxide or metal acetate, the components may be dissolved in alkaline solution of water, an organic solvent or a mixture of water and an organic solvent together or separately and the basicity of the solution may be adjusted by, for example, the addition of ammonia or a volatile amine based compound.

Suitable solvents include water and polar organic solvents or mixtures thereof. Organic solvents can be selected from but not limited to solvents containing groups selected from ketones such as methylpropylketone; alcohols such as ethanol, isopropanol, benzyl alcohol and tetrahydrofurfuryl alcohol; ethers such as

- 9 -

glycol ethers, for example di(propylene glycol)dimethyl ether; and/or esters. Other additives providing properties such as wetting, film forming, film levelling and drying can also be added to the treatment formulation. Small amounts of solvent capable of swelling the optionally coated substrate may be desirable in some applications to
5 enhance adhesion with the organometallic layer. Such an example is found in aircraft applications where a primer is pre-coated on a substrate and solvents selected from those containing ketone (e.g. methylpropylketone), ether (e.g. dipropylene glycol dimethyl ether such as PROGLYDE™) or alcohol (e.g. benzyl alcohol and tetrahydrofurfuryl alcohol) can be added to the components of the
10 organometallic layer. Organic solvents such as ethylene glycol ethers or propylene glycol ether can be added to assist in reducing the surface tension and improving the wetting and film forming. Examples include Dow Glycol ether and Dowanol™.

Other additives known to those skilled in the coating industry can optionally be added to the treatment formulation forming the organometallic layer. Examples of
15 such additives include:

- (a) rheology;
- (b) film formers;
- (c) wetting agents such as ethers including glycol ethers (e.g. propylene glycol methyl ether (Dowanol PM) or propylene glycol propyl
20 ether (Dowanol DPnP);
- (d) surfactants;
- (e) dispersants;
- (f) anti foaming agents;
- (g) anti corrosion reagents;
- (h) stabilizers;
25
- (i) leveling agents;
- (j) pigments; and
- (k) organic and inorganic dyes.

The treatment formulation may also contain the organic crosslinker defined
30 above.

- 10 -

Optionally Coated Substrate

Suitable substrates include metals (e.g. aluminium), polymers (e.g. polyimide), composites (e.g. carbon fiber reinforced epoxy) and other types of solid substrates such as elastomers (e.g. polysulfide sealants). The substrate may be coated. The treatment formulation is preferably applied to metallic and/or polymer composite substrates and particularly on substrates where anti-corrosion, surfacing film, under coat, primer and/or top coat layers are applied, especially for aircraft applications where metallic or composite substrates are coated with a primer layer or surfacing film. For a polymer based substrates, surface activation by physical, physiochemical or chemical oxidation or by application of the primer can occur prior to application of the treatment formulation.

Post coating layer

The one or more post coating layer(s) to be applied on the organometallic layer include, but are not limited to, fully or partially cross-linked organic coatings. Examples of organic coatings include, polyurethane, epoxy, polyester, polycarbonate and/or acrylic coatings, more preferably polyurethane and epoxy coatings. Due to their superior mechanical properties and resistance to abrasion, chemical attack and environmental degradation, such organic coatings are widely used to protect infrastructure in the aerospace, marine, military, automotive and construction industries. The coating may be a solvent based coating or a powder coating and be applied by any means known to those in the art including spray, drip, roller or brush. Electrostatic painting may be applied in the solvent base system and electrostatic powder coating is applicable with solventless powder coating systems.

Post coating layer removal

Selective stripping of redundant post coating layers can be achieved using any suitable known stripping technique such as application of a paint stripper formulated with an organic solvent or a mixture of organic solvents with water. While wishing not to be bound by theory, it is anticipated that stripping of the post coating layers occur by disruption of coordinate bonds between the organic polymer and the metal present in the organometallic layer. Suitable paint strippers include commercially available strippers based on aqueous benzyl alcohol with activating

- 11 -

additives having alkaline, acid or peroxide group(s). In one embodiment, the paint stripper is an alkaline stripper such as benzyl alcohol based strippers for example, CEE BEE PAINT STRIPPER E-2002A, CEE BEE E-2787 or CEE BEE E-2012 from McGean-Rohco Inc. Addition of a base chelating agent to the alkaline paint stripper
5 is also desirable to accelerate the stripping speed.

Mechanical means can be applied to facilitate the post coat stripping at the final stage of the stripping process including high pressure water jet and touch up sanding. High pressure water jet is commonly applied in aerospace industries at the final stage when the post coating layer is disrupted and loosely attached on the
10 surface to remove off the post coating layer.

Once the redundant post coating layers are selectively removed, the organometallic layer can be re-formed prior to re-application of a new post coating layer for future selective removal. Generally a post surface cleaning with water base cleaner or solvent wiping is applied to the freshly stripped substrate and in
15 aerospace industries a base water cleaner is usually used to clean the surface prior application of the organometallic layer.

Applications

The organometallic layer or coating system may be formed on small or large
20 areas, to sections of larger parts, components or full infrastructure such as infrastructure associated with the aerospace (e.g. aircraft), automotive (e.g. vehicles), marine (e.g. ships), transportation (e.g. trains), military (e.g. helicopter, missile) or construction industries (e.g. buildings, factories, floors). The surface may have simple or complex geometry or may be at any inclination.

25

Examples

The invention will now be described with reference to the following non-limiting examples. Although the examples concentrate on coatings derived from polyurethane and epoxy chemistries it will be understood that the same activation
30 methodology could be applied to coatings such as but not limited to those based on epoxy, acrylic, polycarbonate or polyester coatings through the appropriate choice of solvent(s), agent(s) and optional additives under appropriate activation conditions.

Abbreviations

	CA7501	Desoprime® CA7501
	CA8000	Desothane® CA8000
	CA8000A	Desothane® CA8000A
5	DFT	Dry Film Thickness
	IPA	Isopropanol
	MPK	Methyl propyl ketone
	M _n	Number average molecular weight
	NCO	Isocyanate
10	NMR	Nuclear Magnetic Resonance
	PA	Polyamide
	PE	Polyethylene
	PEAA	Polyethylene-co-acrylic acid
	PEAA-Cu	Polyethylene-co-acrylic acid with copper
15		complex cross-linking
	PEAA-W	Polyethylene-co-acrylic acid with tungsten
		complex cross-linking
	PEAA-Zn	Polyethylene-co-acrylic acid with zinc
		complex cross-linking
20	PU	Polyurethane
	PROGLYDE® DMM	Di(propylene glycol) dimethyl ether
	Dowanol PM	Propylene glycol methyl ether
	Dowanol PnP	Propylene glycol propyl ether
	Dowanol DPnP	Di(propylene glycol) propyl ether
25	SUA	Single Impact Jet Apparatus
	SM905	Surface Master 905
	Zn:A	Zinc to acid ratio

Experimental Section30 Materials and Methodology*Composite and Pre-Treatment*

The examples were completed on epoxy-carbon fibre composite panels supplied by Boeing. These composite coupons were pre cleaned with alkali cleaning

- 13 -

agents and air dried before wiping with MPK and drying at the room temperature prior to primer and coatings applications.

Primer, coatings and Painting Conditions

5 Primer (DESOPRIME CA 7501 Non-Chromated HS FR Primer Gray), intermediate coat (F565-4010), RTG-topcoats and top coat (DESOTHANE HS CA8000/B70846X) were all purchased from PPG and prepared and applied as per specifications.

10 Spray painting of the composite coupons occurred in two stages or three stages depending if RTG coating is applied. In the two stage case, the first involved the application of PRC DeSoto CA7501 primer within 24 hours of panel preparation at a target of 0.5mil (12.5 micron) dry film thickness (DFT) and cured under ambient conditions (typically 70F 40% RH). The second, a continuous film of PRC DeSoto CA8000 topcoat (C thinner) at a target 2.8 mil (70 micron) DFT was then applied
15 within 24 hours of samples being primed and within 3 hours post surface treatment, on applicable samples (unless otherwise specified). In the three stage case, RTG-topcoat was applied on the substrate at the 25 micro meters and cured 49°C for 4 hours before the final top coat Desothane CA8000 was applied.

20 Formation of the organometallic layer occurred after application of the treatment formulation after primer was sprayed and partially cured between 2 to 24 hours.

25 A Yamaha robotic painting arm incorporating a gravity-fed Binks Mach 1A automatic spray gun, configured with a 94 nozzle was employed in spray painting of flat panels. Spray painting was conducted with an inlet pressure of 40psi, a scan rate of 100mm/s and a specimen to gun nozzle distance of 180mm. The coating thickness was controlled by the gun's fluid needle control position adjusted in line with paint thickness measurements assessed using a Fischer Isoscope (MPOD) on aluminium substrates.

30 Samples prepared for SUA analysis were taped through the centre of the coupon with ½" 3M vinyl tape (#471) before topcoat application to generate a leading paint edge upon its removal.

- 14 -

RTG Topcoat

Samples prepared for robustness testing incorporated RTG-topcoats mixed at a base: activator ratio of 4:3 by volume with a target 25 micron applied in between the surface treatments and Desothane CA8000. These were cured at 49°C for 4
5 hours and overnight at ambient to ensure sufficient cross-linking prior to CA8000 application.

Surface Modification

Application of the treatment formulation was conducted using a Binks Mach
10 1A automatic spray gun, configured with a 97P nozzle. A 30psi inlet pressure was utilized during application. A relative spraying velocity of 2.5 m/min and flow rates of 25ml/min was used. Samples were allowed to dry for 3 hours then used directly for painting.

For multi stripping and recoating experiments, samples were stripped
15 completely of CA8000 topcoat with CEE-BEE 2012A and washed thoroughly with water followed by isopropanol and left to dry overnight. Prior to reapplying the treatment formulation, samples were wiped with MPK solvent.

Preparation of the treatment formulation - polymer containing multi-chelating functionalities with metallic complex agent

Poly (ethylene-co-acrylic acid) (PEAA) stock solution

PEAA were obtained as solid resin from Dow (Primacor 5990I and Primacor 5980I) or Dupont (Nucrel 960, 15% methacrylic acid, Nucrel 2806 18% acrylic acid) and 20% stock solution was prepared from which or as dispersion from Michem
25 (Michem 4983R). PEAA resin was dissolved in ammonia water solution typically to a 500ml round bottom flask and to it was added 40g PEAA (Primacor 5990I, 20% acrylic acid content), 8g of 25% ammonia solution and 152g of water. The resulting suspension (Stock A), consisting of 20%wt. PEAA, was stirred at reflux until all PEAA is fully dissolved.

30 2, 3.5 and 5%wt solutions of ethylene-co-acrylic acid emulsion were made using Stock A in a 1:1 water to isopropanol measured by weight.

- 15 -

Zinc ammonia hydroxide complex solution (Stock Solution B)

Zinc oxide (99.5%) and zinc acetate dehydrate (98%) were purchased from Chem-Supply. Stock B solution of Zinc ammonia hydroxide complex solution were prepared by dissolving directly ZnO in ammonia solution (typically 9g ZnO was dissolved in 991 grams 10% ammonia solution at the room temperature to obtained 0.9% ZnO/ammonia solution) or by precipitation of zinc salt in ammonia solution then redissolved in ammonia solution after the precipitate was water washed. Typically 100g zinc acetate dihydrate was dissolved in 500g water and 62g 25% ammonia solution was slowly added in. The white precipitated was filtered and washed three time with distilled water then dissolved in 500g 10% ammonia solution. A Stock solution B of zinc ammonia hydroxide complex solution were obtained after filtering insoluble solid with normalised concentration based on ZnO about 4-5 % (measured by drying method and ZnO was the dried product).

Zinc modified PEAA with varying zinc to acid ratio

Calculated amount water was added to the Stock solution A then Stock B was added to diluted Stock A to give different zinc to acid ratio at 2, 4, 5.6, 6, 7, 8 and 10% wt ZnO to PEAA. Isopropanol was added in to obtained 2.5, 3.5 or a 5% wt PEAA concentration in a final solvent ratio of 1:1 water and isopropanol prior to surface treating.

Zinc modified PEAA varying solvent type

Calculated amount of water was added in to Stock solution A then Stock B was added to diluted Stock A to obtain a 7%wt ZnO to PEAA. Isopropanol and other solvent were added sequently to the resulting mixture to give a 3.5%wt PEAA solution made up in a 42.5:50:7.5 weight of water: isopropanol: Proglyde DMM. Similar modifications were made using Dowanol DPnP, Dowanol PM and Dowanol PnP.

Zinc modified PEAA with additional organic crosslinker

Carbodilite V-02-L2, 40% aqueous solution available from Nippon Industries Inc. was used as the modifier.

- 16 -

Calculated amount of water was added in to Stock solution A then Stock B was added to diluted Stock A to obtain a 7%wt ZnO to PEAA. Isopropanol and carbodiimide were added sequently to the resulting mixture to give a 3.5%wt PEAA solution made up in a 42.5:50:7.5 weight of water: isopropanol: carbodiimide.

5

Other Metal Complex modified PEAA solution

Alternative metal complexing agents: ammonium cuperate (Cu), ammonium metatungstate (W) and ammonium vanadate (V) were made up as a 10%wt solution dissolved in water, labelled stocks C to E.

10

Solutions were made up using Stocks C to E to contain 7%wt Cu, W or V to PEAA at a final concentration of 3.5%wt PEAA, diluted with water and isopropanol at a 1:1 wt. ratio.

Characterisation and Testing

15

NMR methods

Samples of product were withdrawn with a syringe for H-nmr acquisition.

¹H-nmr spectra was observed at room temperature using a Bruker Av 400 (400MHz) spectrometer or a Varian Utility Plus (300MHz) spectrometer, in deuterated chloroform.

20

XPS Analysis

XPS analysis was conducted using a Kratos Axis HS spectrometer equipped with a monochromatic Al K α x-ray source. The surface charge was compensated by the in-built charge neutraliser. The surface area analysed was approximately 1 mm² and the take-off angle for all analysed samples was 90°. The power applied for the analysis was 120 watts. The hydrocarbon peak at 285 eV served as an internal reference. Chemical compositions expressed as atomic percentage were calculated from the survey spectra collected over 20 minutes at 0.5 eV steps. Specimens were mounted on the sample holder and then flushed with high pressure nitrogen to remove any dust deposited on the surface.

30

- 17 -

Coatings thickness:

DFT used to check the thickness of coatings using a Fischer Isoscope on an aluminium test panels and it was done batch by batch. Painted panels were allowed a 1 hour flash off period before oven curing at 120°F (49°C) for a total of 72 hours.

5

Paint Stripping

Stripping tests were completed using CeeBee-E2012A (CEE-BEE). The stripper was applied to coupons, edges taped with aluminized tape (3M Scotch 425), by paint brush and observations were made every 30 minutes. The stripper was removed by a plastic scraper and reapplied every 2 hours.

10

At 8 and 16hrs, samples were scrapped and covered with aluminium foil to prevent drying and the test recommenced the following day where necessary. The coupons which sat vertically up were exposed to the strippers for a total of 24 hours.

15 ***Paint Adhesion Test***

SUA adhesion test

Adhesion testing was completed using a Single Impact Jet Apparatus (SUA, Cambridge) roughly according to BSS 7391 . The initial equipment was configured using a 1 mm nozzle and employed 0.22 calibre 5.5 mm Crosman Accupell Pointed Pellets (#1 1246). The nozzle - specimen distance was fixed at 7mm. Testing was completed following immersion in water overnight, employing a line laser to locate the impact position and using a 45° specimen to impact droplet geometry. A single water jet was impacted at each site to test adhesion with the pressure employed for the "shot" indicated below its impact. A 600m/s target velocity was used for each individual shot.

20
25

Rain Erosion Test

Rain erosion testing was conducted in accordance to BOEING Specification Support Standard BSS7393.

30

The leading edge of the composite foil for exposure to rain droplets was generated by taping 1.82 ± 0.03 inches with PG-777 tape (3M Co.) from the lower edge of the foil after surface treatment and prior to the topcoat being applied.

- 18 -

Post curing, the foils were soaked in water for 16-24 hours then loaded into a whirling arm chamber and spun at average velocity of 385 miles per hour exposed to simulated rain of 3-4 inches of rainfall per hour and 1-4mm in droplet size for about 30mins. Specimens were then removed and analysed.

5

Skydrol Hydraulic Fluid, Pace B-82 Cleaning Agent and Water Immersion

Treated and painted samples (150 mm x 75 mm) were soaked at room temperature in either de-ionised water or Skydrol (Aviall) hydraulic fluid for 30 days before pencil hardness and scribe adhesion testing.

10

Treated and painted samples (150 mm x 75 mm) were soaked in Pace B-82 (Nalco-Ondeo) base cleaner and observed for paint lifting after 24 hours and 2 1 days.

Pencil Hardness

15

Pencil hardness measurements were made in accordance to AS/NZS 1580.405.1 .

20

KOH-I-NOOR graphite leads dressed by rubbing the end flat with abrasive paper, were pushed against the sample substrate at 45° and observed for any paint removal in increasing hardness from 6B to 8H. The samples were rated against the softest pencil grade that led to consistent paint removal off the surface.

Scribe Adhesion

Scribe adhesion was conducted in general accordance to BOEING specification support standard BSS7225.

25

Test specimens were scribed with a sharp blade to cut through the coating and into the base substrate to give 5 parallel scribes and repeated at a 45° angle to produce a Crosshatch. The parallel scribes were 0.12" apart.

Tape 250 (3M Co.) type masking tape was used, applied to the 45° intersection of the cross-hatch scribes and pressed down firmly using the tape roll.

30

The tape was then removed in one quick but smooth motion, perpendicular to the panel and examined for coating removal from the substrate and rated as outlined in the specification standard.

The invention will now be described with reference to the following non-limiting examples.








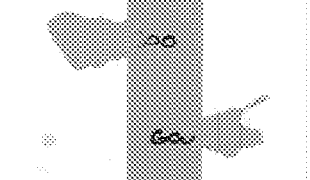

Example 1

5 In this example, composite plaques were prepared as discussed in the sample preparation section, primed and topcoat following treatment 2 hours after priming:

- 10 i) No treatment
- ii) Treated with 5% Wt PEAA aqueous solution
- iii) Treated with 5% PEAA-Zn complex aqueous solution with the acid to Zn ratio being at 3.2

Specimens were dried at the room temperature for 3 hours and sprayed with the topcoat then cured at the 49°C for 72 hours before SUA and stripping tests were carried out. Results from stripping test and SUA adhesion test obtained were
 15 presented in Table 2.

Table 2: Paint stripping and SUA adhesion test

	i)Untreated	ii) 5%wt PEAA	ii) 5%wt. PEAA-Zn complex
Stripping	No stripping	No stripping	Stripped 4 hours
t = 0 hrs			
t = 4 hrs			
SIJA			

- 20 -

It can be noted that no stripping occurred for i) no treatment (as expected from commercial information) and ii) treated with 5% wt PEAA aqueous solution, even at the extended stripping time for 24 hours. Paint stripping in sheet morphology occurred with specimen treated with 5% wt PEAA-Zn complex and full stripping was completed at the 8 hour mark. This example demonstrated that a metal agent must be present in the multi acid containing polymer and complex with the multi acid functionality to form a strippable structure using the alkaline stripper. It can also be noted that the treatment by iii) 5% PEAA-Zn did not comprised the paint adhesion as the paint peel-off by SUA is comparable to the standard untreated benchmark specimen. In contrast, the 5%wt PEAA treatment results in a reduction of paint adhesion as larger area of paint is peeled off by SUA testing. Illustrated here is that use of PEAA without metal complex alone has no advantage for stripping and only caused deterioration of paint adhesion.




15 **Example 2**

In the following example, carbon fibre epoxy composites were pre-cleaned and applied with primer as Example 1 and treated with following PEAA-Zn complex aqueous solution:

- 20 i) 3.5% PEAA(Primacor P5990I)-Zn complex aqueous solution;
- ii) 3.5% PEAA(Primacor P5980I)-Zn complex aqueous solution;
- iii) 3.5% PEAA(Nucrel 2806)-Zn complex aqueous solution;

The acid to Zn ratio was kept constant at 3.2 and 5% Proglyde DMM was added in to all three formulations to improve the wetting and film forming of the aqueous solution. Specimens were then dried and painted as per Example 1. Paint stripping and SUA paint adhesion results are presented in Table-3. It can be noted from Table 3 that all treatment with various PEAA-Zn complex results in paint stripped and very good paint adhesion.

Table 3: Paint stripping and SUA results showing stripping for varying poly-acids

Treatment	3.5% PEAA (Primacor P5990I)-Zn	3.5% PEAA (Primacor P5980I)-Zn	3.5% PEAA (Nucrel 2806)-Zn
Stripping (hours)	2	1.5	7.5
SIJA			

Example 3

In the following example, Zn was substituted by other metal agent such as Cu (cuperate) or W (meta-tungstate) in the 3.5% wt PEAA (Primacor P5990I) treatment formulation and a similar experiment was carried out as Example 2. Stripping results obtained were compared to PEAA-Zn formulation presented in Table 4. The stripping results again confirm selective stripping of paint is possible with when PEAA was complexed with a metal agent other than Zn.

10

Table 4: Variation to metal agent (based on 3.5% wt. Primacor P5990I)

Treatment	3.5% PEAA-Zn	3.5% PEAA-Cu	3.5% PEAA-W
Stripping (hours)	2	1.5	4

Example 4 - Effect of Zinc to Acid Ratio

In the following example, a similar experiment to Example 2 was carried out with 3.5% PEAA (Primacor 5990I)-Zn complex aqueous solutions for which the Zn-acid ratio in the formulation was varied from 11.2 to 2.8. Stripping results obtained were compared to the Zn to acid at 3.2 ratio and presented in Table 5. The results show that all treatments with the PEAA-Zn formulation resulted in paint stripping and demonstrated a wide operational window for a multi-acid containing polymer with metallic agent.

20

Table 5: Effect of Zn to acid ratio on selective stripping

Zn : Acid (Mol ratio)	<u>1:11.2</u>	<u>1:5.6</u>	<u>1:4</u>	<u>1:3.6</u>	<u>1:3.2</u>	<u>1:2.8</u>
Stripping (hours)	2	2	2	1.5	1.5	1.5

Example 5 - Effect of PEAA concentration and over spray of treatment solution

In the following example, 2.5%, 3.5% and 5% by weight PEAA (Primacor P5990I)-Zn with acid Zn ratio at 3.2 were prepared and applied to the composite as Example 1. 5% PEAA-Zn treatment formulation was sprayed 5 times to evaluate the effect of overspray. Sample preparation, painting and stripping was as per Example 1 and stripping results obtained are presented in Tables 6 and 7. The topcoat stripped with the alkaline stripper for all conditions investigated and excessive application of the treatment formulation only results in increase of stripping time but yet falling within the specification. This demonstrates again the robustness of the treatment process for industrial application.

Table 6: Effect of PEAA concentration

Treatment	2.5%wt PEAA	3.5%wt PEAA	5%wt PEAA
Stripping (hours)	3.5	3.5	3.5

Table 7: Effect of overspray of treatment solution

Treatment	5%wt. PEAA-Zn, 1 pass	5%wt. PEAA-Zn, 5 passes
Stripping (hours)	3.5	14




Example 6 - Effect of additive

Surface finish is very critical for the successful application of decorative coating and hence the solvent and surface wetting agents are important components of the formulations, especially with a water-based formulation applied on low surface energy or low polarity surface. Various solvents were added at low percentage to the formulation and the experiment as per example 1 was carried out. The stripping results and the surface finish of the treatment were presented in Table 8. It was found that addition of solvent and wetting agent resulting improve the wetting of




treatment formulation and film forming and but has little impact on top coat stripping, even in case of PROGLYDE® DMM which swells slightly the primer. As the application of treatment formulation is in general preferably applied at the sub micron level for cost effectiveness and reduction of weight consideration, effect of the treatment on appearance of top coat was not observed even with formulation without addition of wetting agent. Addition of solvent and wetting agent can be useful where in industrial application for control of drying time and obtaining wide operation window.

10

Table 8: Effect of solvent and wetting agent

Treatment	3.5% PEAA-Zn (Zn-acid = 1:3.2)	
	Stripping (hours)	Surface Film Formation
Standard untreated	--	
No additional solvent added	3.5	
5% Proglyde DMM	2	

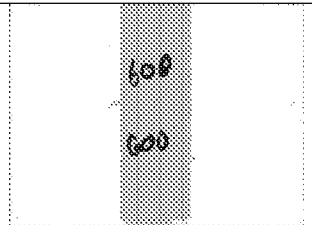
- 24 -

5% Dowanol DPnP	2.5	
5% Dowanol PM	1.5	
5% Dowanol PnP	4	

Example 7 - Effect of adding an organic cross-linker

Improvement to the intercoat adhesion is achieved by use of an organic cross-linking agent to reinforce the polymer used in treatments. In the following example, a treatment solution employing 7.5%wt (based on PEAA weight) carbodiimide (CARBODILITE V-02-L2, Nisshinbo Chemical Inc.) in a 3.5%wt PEAA and utilising a Zn:Acid ratio of 1:3.2, prepared as described previously, demonstrates intercoat adhesion integrity and selective strippability.

Table 9: Surface treatment with the addition of carbodiimide as an organic cross-linker




Treatment	Stripping (hrs)	SIJA Adhesion
3.5%wt PEAA 1: 3.2 Zn:Acid 7.5%wt Carbodiimide	7	

Example 8 - Multi-paint strip cycling

5 Specimens treated with 5% PEAA-Zn (Primacor P5990I, Zn/A 3.2) and top coat stripped were cleaned by isopropanol and MEK and dried overnight. Specimens were then applied by the treatment formulation again. Painting and stripping were then repeated under same conditions as Example 1 and results obtained were presented in Table 10. Multi coating and stripping can be achieved as shown by the results following the surface treatment according to the invention. It also noted that good top coat adhesion is maintained as demonstrated by the SUA adhesion test.

10

Table 10: Multi-paint strip cycling

	Standard Untreated Primer cured 2hr	5%wt. PEAA-Zn Cycle 1	5%wt. PEAA-Zn Cycle 2
Stripping (hours)	No	4	8
SIJA			



15 **Example 9 - Multi-layered topcoat (RTG and Desothane)**

 In the following example, stripping of multi layer topcoat following the surface treatment according to the invention is demonstrated. Composite specimens were prepared and primed as Example 1 and applied with PEAA-Zn formulation (5% PEAA-Zn (Primacor P5990I, Zn:Acid 1:4)) and painted with a Ready-to-Go (RTG) topcoat, cured at 49°C for 5 hours then left at ambient overnight before being painted with the topcoat Desothane® CA8000. After curing, stripping of the topcoat

20

was carried out under condition as Example 1. It was found that stripping at the surface treatment interface and both RTG and top coat Desothane® CA8000 were removed off the surface after application of alkaline stripper. Results in Table 11 also shown stripping time was not affected by the multi layer topcoat and again good
 5 SUA adhesion was obtained. This demonstrates that the surface treatment is according to the invention is suitable for application where multi topcoat is required such as the ready to go system where RTG top coat was applied in factory and the final top coat is applied in the paint hanger.

10 Table 11: Multi-layered topcoat (RTG and Desothane)

	Standard Untreated-RTG on Primer cured 2hrs	5%PEAA-1:4 Zn:Acid - RTG Topcoat Primer cured to 2hrs
Stripping (hours)	No	4
SIJA		

Example 10 - Demonstration of treatment over a wide operational window

Tables 12 and 13 demonstrates the effectiveness of the treatment applied to a substrate over an application window of 24 hours without significant deterioration
 15 to the intercoat adhesion and strippability.

In Table 12, the composite coupons were treated with a 3.5%wt PEAA and a Zn:Acid=1 :3.2 solution within 3 hours after priming before allowing to dry over 2 and 24 hours prior to topcoat application.

20 In Table 13, the composite coupons were primed, then left for 2 and 18 hours before the treatment solution was applied and left to dry for 2 hours. The topcoat was then applied to the coupons.

Table 12: Overcoat window for treatment solution post-treatment

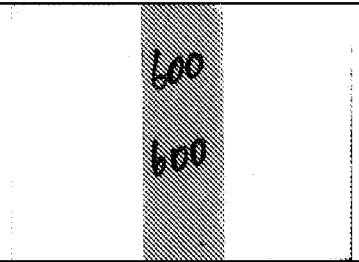

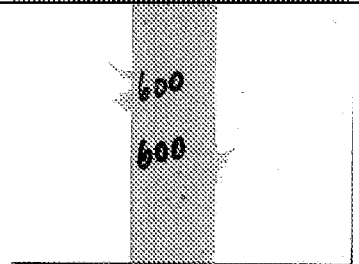

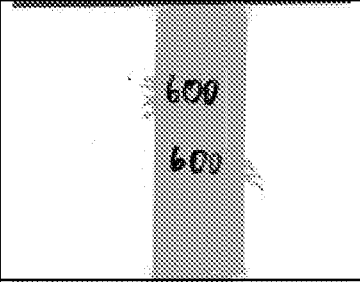
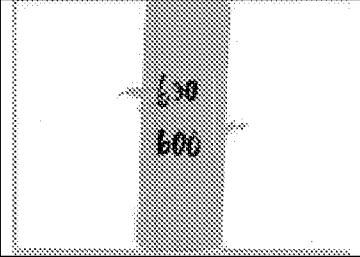
Std untreated	-	
Topcoat 2hrs after treatment	2.5	
Topcoat 24 hrs after treatment	3	

Table 13: Overcoat window for treatment solution pre-treatment

Std untreated	-	

Treatment 2hrs after priming	3.5	
Treatment 24 hrs after priming	4	

Example 11 - Robustness of top coat after the surface treatment

The interfacial adhesion of the organometallic layer to the topcoat was assessed by various industrial testing method including rain erosion, pencil hardness and scribe after Skydrol hydraulic fuel, Pace B-82 cleaning agent, or water immersion. Samples preparation, priming and painting were carried out as described in Example 1 and robustness test was carried out as detailed in the "Characterisation and Testing" sections. Surface treatment was carried out with 3.5% PEAA-Zn (Primacor P5990I, Zn:A = 1:3.2) and 7.5 wt% Proglyde DMM in 1:1 and results obtained were compared to standard untreated specimen and summarised in Tables 14 (a&b), 15, 16 and 17. It can be noted that the interfacial adhesion of sample surface treated by the PEAA-Zn formulations is very similar to the standard untreated one and pass the industrial standard. Surface treated rain erosion foils presented in Table 14(a&b) demonstrate good top coat stripping within 4 hours by alkaline stripper, stripping tested after rain erosion test, while the Std untreated foils show no top coat stripping.

Table 14 (a): Rain erosion test program 1






	Std Untreated	3.5%wt PEAA, 1: 3.2 Zinc:Acid 7.5% Proglyde wt. DMM 1:1 Isopropanol : Water
Rain Erosion Foil		
Rating	9	7

Table 14 (b): Rain erosion test program 2

		3.5%wt PEAA, 1: 3.2 Zinc:Acid, 3.5% wt PnP, 2.5% Proglyde DMM, 50% IPA	3.5%wt PEAA, 1: 3.2 Zinc:Acid, 5% wt PnP, 50% IPA, aged
Rain Erosion Foil			
Rating	7	7	7

Aged: 50C hot water immersion for 24 hours prior to the test

Table 15: Pencil hardness after Skydrol and water soak

Sample Name	Pencil Hardness No Soak	Pencil Hardness 30day Water	Pencil Hardness 30day Skydrol
Std Untreated	8H	4H	2H
3.5%wt PEAA, 1: 3.2 Zn:Acid 7.5%wt Proglyde DMM	2H	HB	4B

Table 16: Scribe adhesion testing

Sample	No Soak	Water Soak	Skydrol Soak
Std Untreated	9	10	9
3.5%wt PEAA, 1: 3.2 Zn:Acid 7.5%wt Proglyde DMM	8	9	8

5

Table 17: Pace B-82 Immersion

Sample	24 hours	21 days
Std Untreated	No Change	No change
3.5%wt PEAA 1: 3.2 Zn:Acid	No Change	No change
3.5%wt PEAA 1: 3.2 Zn:Acid 5% Proglyde	No Change	No change

Example 12: Interface chemistry-Stripping Mechanism

Specimen treated with 3.5% PEAA and 1: 3.2 Zn:acid and top coated with urethane paint as of example 2 (i) was stripped with alkaline stripper CeeBee-
 10 E2012A. Application of the stripper results in the top coat lifting in sheet form from the rest of the coating system. When topcoat layer starts to lift from the substrate, excess stripper on the top coat was rinsed off using water and the topcoat layer was peeled off mechanically with help of a scotch tape. Care was taken to ensure that no cracking of the topcoat layer and such no stripper and water was introduced to the
 15 interface during the process to avoid surface contamination on surface area to be analysed following by XPS (excluding the diffusion of water and other components from stripper through the topcoat). Both side of the surface referred as "Topcoat Side" and "Substrate Side" generated from the disrupted organometallic layer were

- 31 -

then analysed by XPS and surface chemical compositions obtained were presented in Table-18. Surfaces with most out layer comprise of primer, organometallic layer or topcoat referred as "Primer", "Topcoat" and "Organometallic Layer" were also analysed by XPS and surface chemical compositions obtained were included in

5 Table-18 for comparison.

Table 18: Surface chemical composition of stripped interface and reference surfaces

Surface	C %	O %	N %	Si %	S %	Zn %	Zn/C x1000
Primer	81.46	9.8	7.13	0.34	0.56		
Topcoat	81.78	16.03	1.54	0.12	0.53		
Topcoat Side	88.03	9.03	2.56			0.37	4.2
Substrate Side	87.99	8.56	3.11			0.34	3.9
Organometallic Layer	90.22	8.31	0.07	0.92	0.24	0.49	5.4

10 It can be note that zinc element was not presented in the primer and topcoat surface, indicating it comes from the surface treatment solution. The surface chemical compositions are very similar for both surface "Topcoat Side" and "Substrate Side" generated from the interrupted interface and are very close to those of organometallic layer. These evidences prove that stripping of topcoat occurs at the

15 organometallic layer when it is disrupted by the stripper.

In the claims which follow and in the preceding description of the invention, except where the context requires otherwise due to express language or necessary implication, the word "comprise" or variations such as "comprises" or "comprising" is used in an inclusive sense, i.e. to specify the presence of the stated features but not

20 to preclude the presence or addition of further features in various embodiments of the invention.

It will be understood to persons skilled in the art of the invention that many modifications may be made without departing from the spirit and scope of the invention.

25

CLAIMS

1. An organometallic layer which comprises
 - (a) an organic polymer containing multi-chelating functionalities; and
 - (b) a metallic agent which forms an organo metallic complex with the organic
- 5 polymer containing multi-chelating functionalities,
the organometallic layer being located between an optionally coated
substrate and at least one post coating layer of a coating system.
2. The organometallic layer according to claim 1 which further comprises an
organic crosslinker.
- 10 3. The organometallic layer according to claim 1 or 2 in which the multi-
chelating functionalities are multi-carboxylate functionalities.
4. The organometallic layer according to any one of claims 1 to 3 in which the
organic polymer containing multi-chelating functionalities is a copolymer or oligomer
of ethylene or styrene with acrylic, (meth)acrylic or maleic anhydride.
- 15 5. The organometallic layer according to any one of claims 1 to 4 in which the
metallic agent is a metal oxide, hydroxide or salt.
6. The organometallic layer according to any one of claims 1 to 5 in which the
molar ratio (Z:A) of metallic agent (Z) to the chelating functionality (A) of the organic
polymer containing multi-chelating functionalities is in the range of 1:1 (Z:A) to 1:10
- 20 (Z:A).
7. The organometallic layer according to any one of claims 2 to 6 in which the
organic crosslinker is carbodimide.
8. The organometallic layer according to any one of claims 1 to 7 in which the
optionally coated substrate is a metal, polymer, composite or elastomer.
- 25 9. The organometallic layer according to any one of claims 1 to 8 in which the
post coating layer is a fully or partially cross-linked organic coating.
10. A coating system which comprises:
 - (i) an optionally coated substrate;
 - (ii) at least one post coating layer; and
- 30 the organometallic layer according to any one of claims 1 to 9 located
between (i) and (ii).
11. A process for coating an optionally coated substrate with at least one post
coating layer which comprises

- 33 -

- (i) applying a treatment formulation which comprises (a) an organic polymer containing multi-chelating functionalities; (b) a metallic agent which forms an organo metallic complex with the organic polymer containing multi-chelating functionalities; and (c) a solvent to form the organometallic layer according to any one of claims 1 to 9 to the optionally coated substrate; and
- 5 (ii) applying at least one post coating layer to the organometallic layer.

12. A treatment formulation to be applied to an optionally coated substrate for selectively stripping a post-coating layer applied on the treatment formulation which comprises:

- 10 (a) an organic polymer containing multi-chelating functionalities;
- (b) a metallic agent which forms an organo metallic complex with the organic polymer containing multi-chelating functionalities; and
- (c) a solvent.

13. The treatment formulation according to claim 12 in which the solvent is

15 water, a polar organic solvent or mixtures thereof.

14. The treatment formulation according to claim 12 or 13 which further comprises a crosslinker and/or an additive.

15. A process for selectively removing the at least one post coating layer from the coating system according to any one of claims 1 to 9 which comprises

- 20 (i) treating the at least one post coating layer with a stripping agent capable of disrupting the organometallic layer; and
- (ii) removing the at least one post coating layer from the coating system.

16. A process for coating an optionally coated substrate with at least one post coating layer which comprises

- 25 (i) treating the at least one post coating layer of the coating system according to any one of claims 1 to 9 with a stripping agent capable of disrupting the organometallic layer to remove at least one coating layer from the coating system;
- (ii) forming a further organometallic layer according to any one of
- 30 claims 1 to 9; and
- (iii) applying at least one further post coating layer to the organometallic layer.

- 34 -

17. A process for coating an optionally coated substrate with at least one post coating layer which comprises

- 5
- (i) treating the at least one post coating layer of the coating system according to claim 10 with a stripping agent capable of disrupting the organometallic layer to remove at least one post coating layer from the coating system;
- (ii) applying at least one further post coating layer;
- (iii) treating the at least one further post coating layer with a stripping agent capable of disrupting the organometallic layer to remove at least one further post coating layer;
- 10
- (iv) optionally repeating steps (iii) to (v);
- (v) forming a further organometallic layer according to any one of claims 1 to 9; and
- (vi) applying at least one even further post coating layer to the further organometallic layer.
- 15

18. The process according to any one of claims 15 to 17 in which the stripping agent is an alkaline stripper.

A. CLASSIFICATION OF SUBJECT MATTER

C09D 5/20 (2006.01) C08K 3/10 (2006.01) C09D 133/02 (2006.01) C09D 177/06 (2006.01) C23C 30/00 (2006.01) B05D 3/10 (2006.01)

According to International Patent Classification (IPC) or to both national classification and IPC

B. FIELDS SEARCHED

Minimum documentation searched (classification system followed by classification symbols)

Documentation searched other than minimum documentation to the extent that such documents are included in the fields searched

Electronic data base consulted during the international search (name of data base and, where practicable, search terms used)

C. DOCUMENTS CONSIDERED TO BE RELEVANT

Category*	Citation of document, with indication, where appropriate, of the relevant passages	Relevant to claim No.
Documents are listed in the continuation of Box C		



Further documents are listed in the continuation of Box C



See patent family annex

* Special categories of cited documents: "A" document defining the general state of the art which is not considered to be of particular relevance	"T" later document published after the international filing date or priority date and not in conflict with the application but cited to understand the principle or theory underlying the invention
"E" earlier application or patent but published on or after the international filing date	"X" document of particular relevance; the claimed invention cannot be considered novel or cannot be considered to involve an inventive step when the document is taken alone
"L" document which may throw doubts on priority claim(s) or which is cited to establish the publication date of another citation or other special reason (as specified)	"Y" document of particular relevance, the claimed invention cannot be considered to involve an inventive step when the document is combined with one or more other such documents, such combination being obvious to a person skilled in the art
"O" document referring to an oral disclosure, use, exhibition or other means	"&" document member of the same patent family
"P" document published prior to the international filing date but later than the priority date claimed	

Date of the actual completion of the international search 11 February 2013	Date of mailing of the international search report 11 February 2013
Name and mailing address of the ISA/AU AUSTRALIAN PATENT OFFICE PO BOX 200, WODEN ACT 2606, AUSTRALIA Email address: pct@ipaaustralia.gov.au Facsimile No.: +61 2 6283 7999	Authorised officer Giuseppe Zagari AUSTRALIAN PATENT OFFICE (ISO 9001 Quality Certified Service) Telephone No. 0262833130

INTERNATIONAL SEARCH REPORT		International application No.
C (Continuation). DOCUMENTS CONSIDERED TO BE RELEVANT		PCT/AU2012/001526
Category*	Citation of document, with indication, where appropriate, of the relevant passages	Relevant to claim No.
X	WO 201 1/023727 A1 (Akzo Nobel Coatings International B.V.) 03 March 201 1 abstract, whole document	1-18
X	WO 2002/020678 A1 (Ecolab Inc.) 14 March 2002 page 1, line 19 - page 11, line 2; and page 2, lines 31 - page 3, line 4; page 11, lines 13-21	1-18
X	US 3874903 A (Wirth et al.) 01 April 1975 abstract; column 1, lines 19-60; column 2, lines 44-67; claim 8	1-3, 5,6, 8-14
X	WO 2006/041559 A1 (BASF Corporation) 20 April 2006 abstract; paragraphs 5, 8-10, 12, 17-20; claims	1-3, 5, 6, 8-14
X	JP 57-065361 A (DaiNippon Toryo Co Ltd.) 20 April 1982 abstract	1
X	JP 2002-285070 A (Kuraray Co Ltd.) 03 October 2002 abstract; paragraphs 7, 25-33, 42 of machine translation	1-6, 8-14
X	US 2003/0224195 A1 (Tysak) 04 December 2003 paragraphs 7, 12, 16-27, 30, 35, 53, Examples 6, 8; claim 2	1-18

INTERNATIONAL SEARCH REPORT

Information on patent family members

International application No.

PCT/AU2012/001526

This Annex lists known patent family members relating to the patent documents cited in the above-mentioned international search report. The Australian Patent Office is in no way liable for these particulars which are merely given for the purpose of information.

Patent Document/s Cited in Search Report		Patent Family Member/s	
Publication Number	Publication Date	Publication Number	Publication Date
WO 201 1/023727 A1	03 Mar 201 1	CA 2770094 A1	03 Mar 201 1
		CN 1024716 17 A	23 May 2012
		EP 2470609 A1	04 Jul 2012
		US 2012160265 A1	28 Jun 2012
		WO 201 1023727 A1	03 Mar 201 1
WO 2002/020678 A1	14 Mar 2002	AU 3815002 A	22 Mar 2002
		AU 2002238 150 B2	07 Jul 2005
		BR 0 113509 A	29 Jul 2003
		EP 13 15779 A1	04 Jun 2003
		JP 2004508475 A	18 Mar 2004
		MX PA03002024 A	04 May 2004
		US 6800353 B1	05 Oct 2004
		US 20051 18379 A1	02 Jun 2005
		WO 0220678 A1	14 Mar 2002
US 3874903 A	01 Apr 1975	AR 192921 A1	21 Mar 1973
		AT 324005 B	11 Aug 1975
		BE 7813 12 A1	28 Sep 1972
		CA 978693 A1	25 Nov 1975
		CA 979591 A1	09 Dec 1975
		DE 21381 16 A1	08 Feb 1973
		DE 2164489 A1	05 Jul 1973
		DE 2204413 A1	09 Aug 1973
		ES 40 1383 A1	01 Mar 1975
		FR 2147906 A1	16 Mar 1973
		FR 2 147906 B1	19 Aug 1977
		GB 1407001 A	24 Sep 1975
		GB 1407002 A	24 Sep 1975
		GB 1407003 A	24 Sep 1975
		IT 950887 B	20 Jun 1973
		JP 48025099 A	02 Apr 1973
		JP 50023717 B	09 Aug 1975
		NL 7204425 A	01 Feb 1973
		US 3874903 A	01 Apr 1975
		US 4016141 A	05 Apr 1977
ZA 7202152 A	31 Jan 1973		

Due to data integration issues this family listing may not include 10 digit Australian applications filed since May 2001.

INTERNATIONAL SEARCH REPORT

Information on patent family members

International application No.

PCT/AU2012/001526

This Annex lists known patent family members relating to the patent documents cited in the above-mentioned international search report. The Australian Patent Office is in no way liable for these particulars which are merely given for the purpose of information.

Patent Document/s Cited in Search Report		Patent Family Member/s	
Publication Number	Publication Date	Publication Number	Publication Date
WO 2006/041559 A1	20 Apr 2006	BR PI0506439 A	26 Dec 2006
		CA 2548627 A1	20 Apr 2006
		US 2006074163 A1	06 Apr 2006
		US 74795 14 B2	20 Jan 2009
		WO 2006041559 A1	20 Apr 2006
JP 57-065361 A	20 Apr 1982	JP 57065361 A	20 Apr 1982
		JP 58046351 B	15 Oct 1983
JP 2002-285070 A	03 Oct 2002	JP 2002285070 A	03 Oct 2002
		JP 4812955 B2	09 Nov 2011
US 2003/0224195 A1	04 Dec 2003	AU 2003204274 A1	18 Dec 2003
		BR 0302129 A	17 Aug 2004
		CN 1461677 A	17 Dec 2003
		EP 1366828 A1	03 Dec 2003
		JP 2004025 174 A	29 Jan 2004
		US 2003224195 A1	04 Dec 2003
		US 6855403 B2	15 Feb 2005

End of Annex

Due to data integration issues this family listing may not include 10 digit Australian applications filed since May 2001.

Form PCT/ISA/210 (Family Annex) July 2009