



US 20040199012A1

(19) **United States**

(12) **Patent Application Publication** (10) **Pub. No.: US 2004/0199012 A1**

Lee et al.

(43) **Pub. Date:**

Oct. 7, 2004

(54) **METHOD AND APPARATUS FOR
PREPARING HYDRAZO-DICARBONAMIDE
USING UREA AS STARTING MATERIAL**

Publication Classification

(51) **Int. Cl.⁷** **C07C 281/02**

(52) **U.S. Cl.** **564/35**

(76) **Inventors: Chun-hyuk Lee, Kyunggi-Do (KR);
Sang-Jin Han, Kyunggi-Do (KR)**

(57) **ABSTRACT**

Correspondence Address:
**ST. ONGE STEWARD JOHNSTON & REENS,
LLC
986 BEDFORD STREET
STAMFORD, CT 06905-5619 (US)**

The present invention relates to a method and apparatus for preparing hydrazodicarbonamide using urea as starting material economically and environmentally desirably. The apparatus includes a pyrolysis furnace to obtain biuret and ammonia by pyrolyzing urea; a recrystallization reactor to purify the biuret obtained from the pyrolysis furnace; a first reactor to obtain an metal monohalobiuret salt by reacting the biuret with metal hypohalogen compound or with halogen and base; a second reactor to synthesize the hydrazodicarbonamide by reacting the monohalobiuret metal salt with ammonia; and an ammonia evaporator to separate the excess ammonia from hydrazodicarbonamide and to supply the separated ammonia to an ammonia concentrator.

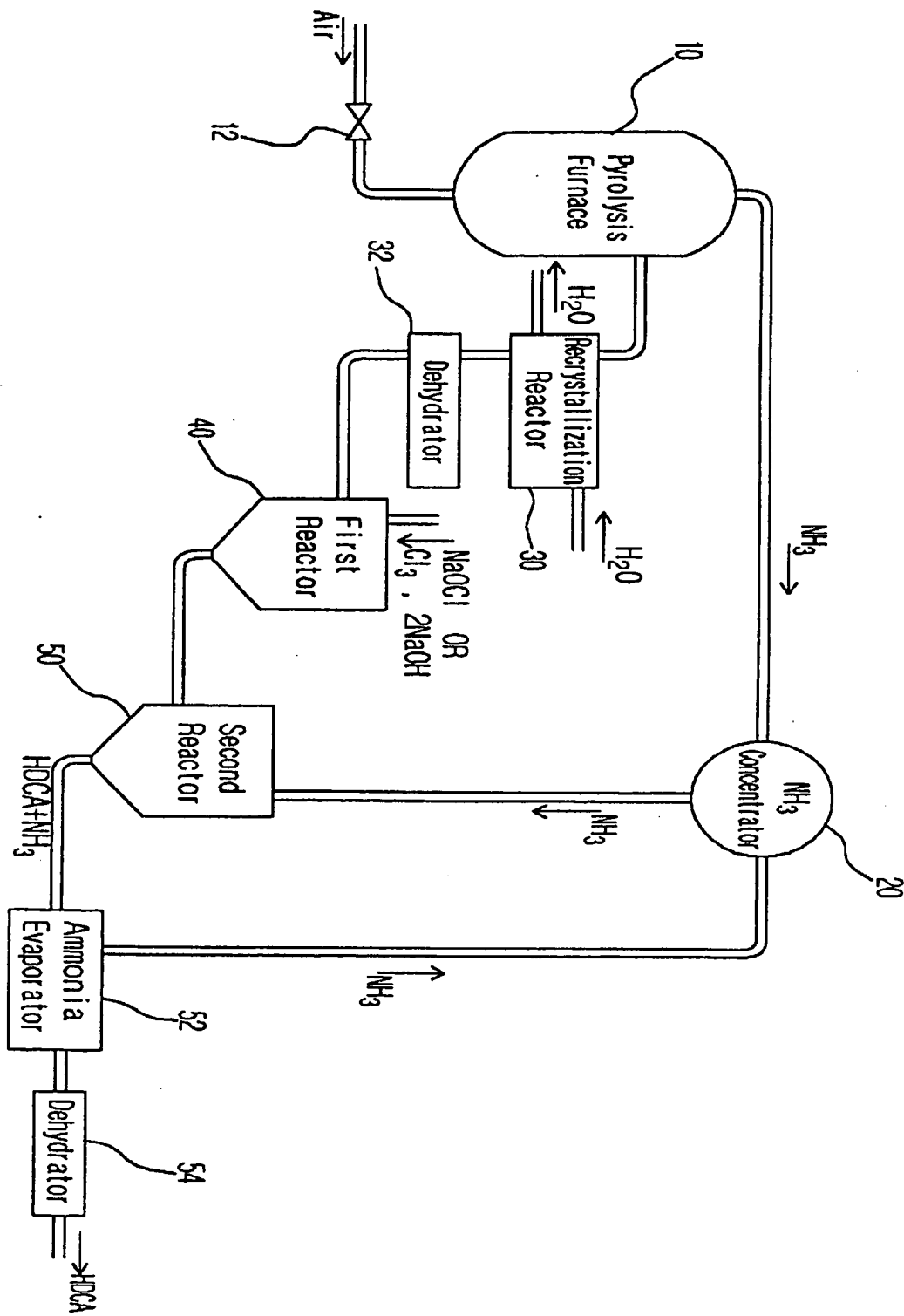
(21) **Appl. No.: 10/829,418**

(22) **Filed: Apr. 21, 2004**

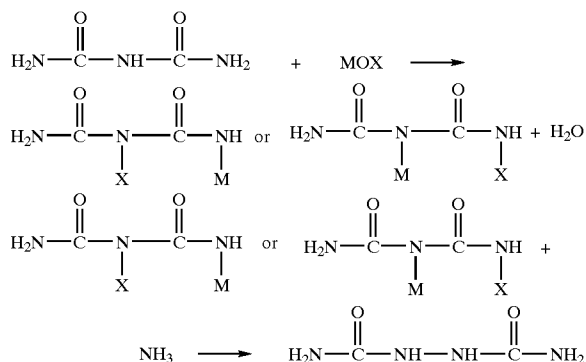
Related U.S. Application Data

(63) Continuation of application No. PCT/KR01/01796, filed on Oct. 24, 2002.

FIG. 1



[0014] [Equation 5]



[0015] However, the above method of producing hydrazodicarbonamide using biuret as a starting material has problems in that the whole process is uneconomic and environmentally undesirable because the biuret used as the starting material is very expensive or it contains a lot of impurities, and the reaction of biuret with ammonia to synthesize hydrazodicarbonamide needs additional ammonia.

SUMMARY OF THE INVENTION

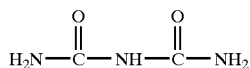
[0016] It is an object of the present invention to provide a method for preparing hydrazodicarbonamide economically and environmentally desirably using urea which is cheap and easily acquirable as a starting material.

[0017] It is a further object of the present invention to provide a method and apparatus for preparing hydrazodicarbonamide which can minimize the amount of the by-products and starting materials.

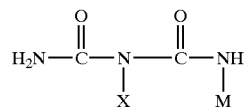
[0018] It is a further object of the present invention to provide a method and apparatus for preparing hydrazodicarbonamide with high yield by performing the whole process in a continuous manner.

[0019] To achieve these objects, the present invention provides a method for preparing hydrazodicarbonamide which comprises the steps of obtaining biuret of Formula 1 and ammonia by pyrolyzing urea, obtaining metal monohalobiuret salt of Formula 2 or 3 by reacting the obtained biuret with metal hypohalogen compound or with halogen and base, and reacting the obtained metal monohalobiuret salt with ammonia.

[0020] [Formula 1]



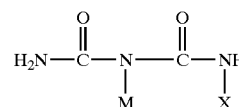
[Formula 1]



[Formula 2]

-continued

[Formula 3]



[0021] In above Formula 2 and 3, M represents metal and X represents halogen. Preferably, the urea pyrolysis temperature is 100~300° C., and the pyrolysis process is carried out while removing ammonia, and the removed ammonia reacts with the metal monohalobiuret salt.

[0022] The present invention further provides an apparatus for preparing hydrazodicarbonamide which includes pyrolysis furnace to obtain biuret and ammonia by pyrolyzing urea; recrystallization reactor to purify the biuret obtained from the pyrolysis furnace; a first reactor to obtain a metal monohalobiuret salt by reacting the biuret with metal hypohalogen compound or with halogen and base; a second reactor to synthesize the hydrazodicarbonamide by reacting the metal monohalobiuret salt with ammonia; and an ammonia evaporator to separate the excess ammonia from hydrazodicarbonamide and to forward the separated ammonia to ammonia concentrator.

[0023] Preferably, the ammonia concentrator is to concentrate the excess ammonia and ammonia obtained from the pyrolysis furnace, and to supply the concentrated ammonia to the second reactor. The pyrolysis furnace may include a gas injector for injecting inert gas, which does not react with isocyanic acid, into the pyrolysis furnace, and may include means for lowering pressure to remove ammonia from the pyrolysis furnace.

BRIEF DESCRIPTION OF THE DRAWINGS

[0024] A more complete appreciation of the invention, and many of the attendant advantages thereof, will be readily apparent as the same becomes better understood by reference to the following detailed description when considered in conjunction with the accompanying drawing, wherein:

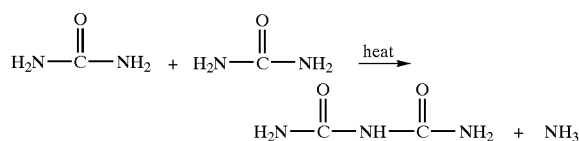
[0025] FIG. 1 is a schematic diagram showing an apparatus to prepare hydrazodicarbonamide according to an embodiment of the present invention.

DETAILED DESCRIPTION OF THE
INVENTION

[0026] The present invention will become more clearly understood from the following detailed description with reference to the accompanying drawing.

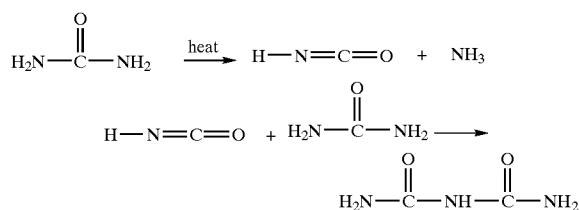
[0027] To prepare hydrazodicarbonamide according to the present invention, at first, biuret represented by Formula 1 and ammonia are produced by pyrolyzing urea at a temperature above the melting point of urea. Generally biuret is widely used as a precursor of pharmaceuticals, weedicide and reagent for analysis, also used in large amount as feed for ruminants, and is applied in various field of plastic resins. Furthermore, it is reported that the some derivatives of biuret works as physiological healing agent or chemical therapeutic agent. The following Equation 6 shows the biuret synthesis process by pyrolyzing urea.

[0028] [Equation 6]



[0029] As shown in Equation 6, pyrolysis of 2 mol of urea gives biuret by elimination of ammonia. More precisely, as shown in the following Equation 7, it is presumed that isocyanic acid and ammonia is formed by pyrolysis of urea at first, and then the isocyanic acid reacts with another urea, which gives the target product biuret.

[0030] [Equation 7]

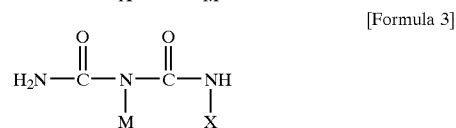
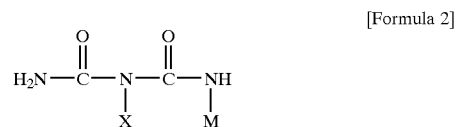


[0031] The biuret synthesis by pyrolysis of urea has merits in that the reaction is simple and operation of reaction process is easy, but also has drawbacks in that the conversion ratio of urea to biuret is low because many impurities like triuret, cyanuric acid are formed due to reaction of biuret with isocyanic acid in the biuret formation process. If the temperature is increased and the reaction time is lengthened to increase the conversion ratio, the impurities like triuret, cyanuric acid also increase. If the temperature is lowered to reduce the impurities, the reaction rate will be very slow, which makes the process non-economical. In the present invention, to raise the yield of biuret and to reduce the impurities, the temperature is preferably maintained at 100~300° C. and more preferably is maintained at 130~170° C.

[0032] Further, if inert gas such as air and nitrogen which does not react with isocyanic acid is injected into the reactor, and/or the pressure of reactor is lowered, the ammonia, the byproduct formed during the reaction, can be effectively removed from the reactor. Then the reaction rate increases, and formation of impurities can be lowered, too. In addition, liquid phase organic compound which can be changed to the inert gas in the reactor of high temperature can be used as the inert gas source.

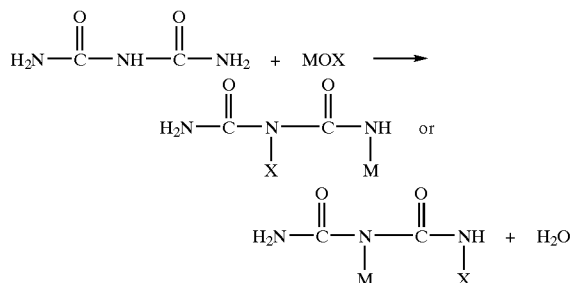
[0033] Further, if necessary, catalyst to increase the pyrolysis reaction rate can be used. Preferably, inorganic acid catalyst such as nitric acid, hydrochloric acid, and sulfuric acid, and acid type catalyst such as thionyl chloride, and phosphorous containing substances such as sodium phosphate can be used as the catalyst. The preferable amount of catalyst is 0.001~0.5 mol per 1 mol of urea, and more preferable amount is 0.01~0.3 mol per 1 mol of urea.

[0034] Metal monohalobiuret salt of the following Formula 2 or 3 can be produced by reacting the obtained biuret with metal hypohalogen compound or halogen and base.



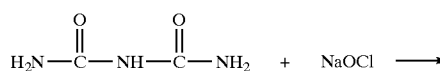
[0035] In above Formula 2 and 3, M represents metal and X represents halogen. The direct method of preparing metal monohalobiuret salt by reacting biuret with metal hypohalogen compound is shown in Equation 8, and the specific example is shown in Equation 9.

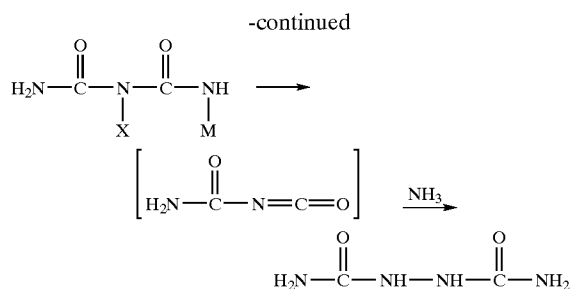
[0036] [Equation 8]



[0037] In above Equation, M represent metal and X represent halogen.

[0038] [Equation 9]





[0046] Referring the above Equation 12, by the intermolecular reaction of anionic nitrogen atoms in metal monohalobiuret salt (8), unstable diaziridinone derivative (9) is formed by formation of nitrogen-nitrogen bond while metal halogen compound being eliminated. The diaziridinone derivative (9) readily reacts with highly reactive ammonia, and the hydrazodicarbonamide is prepared. Furthermore, referring the above Equation 13, it is presumed that metal monohalobiuret salt is converted to the compound which contains isocyanate group, and the converted isocyanate compound react with highly reactive ammonia to form hydrazodicarbonamide.

[0047] In the reaction of metal monohalobiuret salt with ammonia which is by-product of urea pyrolysis, considering the reaction rate and efficiency, preferable reaction temperature is between 0 and 150° C., more preferably between 30 and 150° C. When the reaction temperature is less than 0° C., the reaction rate is too slow and the economically inefficient, and when above reaction temperature is more than 150° C, the equipment cost is increase because the equipment must be designed to endure the internal pressure caused by ammonia vaporization.

[0048] Furthermore, ammonia can be used in either form of gaseous ammonia, or liquid ammonia or ammonium hydrate. Ammonia can be preferably used with excess amount to increase the reaction rate. The amount of ammonia can be between 1 and 1000 mol per 1 mol of metal monohalobiuret salt, more preferably is between 2 and 500 mol, most preferably between 5 and 100 mol. The excess ammonia except 1 mol of ammonia which react with 1 mol of metal monohalobiuret salt can be recovered and reused for next reaction. When the reaction temperature is high while using large amount of ammonia, the pressure of the reaction system can be raised to prevent the vaporization of ammonia. This improves the reaction rate and efficiency, and the preferable range of the pressure is between 1 and 100 kgf/cm².

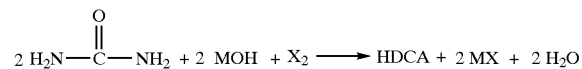
[0049] According to the present invention, high yield can be achieved without using catalyst. However, if catalyst is used, it is very useful because the reaction time can be shortened, and the reaction efficiency can be improved. The examples of the catalyst includes at least one compound selected from the group consisting of sulfuric acid salt, chloride salt, carbonate salt or hydroxide salt of basic metal or amphoteric metal, and organic compounds including the metals. The preferable amount of the catalyst is between 0.001 and 1 mol, more preferably is 0.01~0.5 mol per 1 mol of metal monohalobiuret salt. As the catalyst, inorganic acid

such as sulfuric acid, hydrochloric acid, or nitric acid can be added with the amount of 0.05~3.0 mol per 1 mol of metal monohalobiuret salt.

[0050] As a solvent of the reactant(biuret) or of entire reaction system, water can be used. If necessary, as a second solvent, at least one solvent selected from the group consisted with the polar solvent such as methanol, ethanol, propanol, isopropanol, tetrahydrofuran, acetonitrile, and the aprotic solvent such as dimethylformamide, dimethylsulfoxide, dimethylacetamide can be added. The amount of the second solvent is not limited particularly, but the preferable amount is between 0.1 and 50 times to the total weight of water, more preferable amount is 0.2~3.0. Furthermore, the second solvent can be introduced at the start of the reaction as a solvent for biuret or after mixing biuret solution with sodium hypochlorite solution.

[0051] The reaction for preparing hydrazodicarbonamide using urea as a starting material according to the present invention is shown in Equation 14 as a whole. In addition, an apparatus for preparing hydrazodicarbonamide according to an embodiment of the present invention is shown in FIG. 1.

[0052] [Equation 14]



[0053] As shown in FIG. 1, an apparatus to prepare hydrazodicarbonamide according to an embodiment of the present invention comprises pyrolysis furnace 10 to obtain biuret and gaseous ammonia by pyrolyzing urea. The pyrolysis furnace 10 preferably includes a gas injector 12 for injecting inert gas into the pyrolysis furnace 10, or may include means (not shown) for lowering pressure of the furnace 10 to easily remove ammonia from the pyrolysis furnace 10. The non-limiting examples of the inert gas includes air, nitrogen, and liquid phase organic compound which changes into an inert gas in the pyrolysis furnace 10, which does not react with isocyanic acid.

[0054] Ammonia removed from said pyrolysis furnace 10 is preferably supplied to ammonia concentrator 20, and the function of the ammonia concentrator 20 is concentrating the ammonia supplied from the pyrolysis furnace 10 and the excess ammonia remained after formation of hydrazodicarbonamide. The impurities, such as cyanuric acid and triuret, in biuret produced in the pyrolysis furnace 10 is separated by recrystallization means comprising recrystallization reactor 30 and dehydrator 32 such as a centrifuger, and then supplied to the first reactor 40.

[0055] Purified biuret which is sent to the first reactor 40 reacts with metal hypohalogen compound (for example, NaOCl) or halogen (for example, chlorine) and base to produce metal monohalobiuret salt, and then the produced metal monohalobiuret salt is supplied to the second reactor 50. The metal monohalobiuret salt reacts with ammonia to produce hydrazodicarbonamide, and the ammonia is preferably supplied from the ammonia concentrator 20. The obtained hydrazodicarbonamide and excess ammonia are supplied to the ammonia evaporator 52. Ammonia evapo-

rator 52 vaporizes the excess ammonia, and the vaporized ammonia is supplied to ammonia concentrator 20. The hydrazodicarbonamide separated from the excess ammonia is purified by dehydrator 54 such as filter.

[0056] As shown in Equation 13 and FIG. 1, according to the present invention, the hydrazodicarbonamide can be prepared in one continuous process from a starting material, urea. Because the entire process is carried out continuously, the efficiency of process can be improved. In addition, the production cost can be lowered by greatly reducing the required amount of the raw material due to the fact that metal monohalobiuret salt reacts with ammonia, which is produced as a byproduct in the process of biuret formation. Thus, hydrazodicarbonamide can be prepared environmentally desirably by using the environmentally undesirable by-product ammonia.

[0057] Hereinafter, the preferable examples and manufacturing examples are provided for better understanding of the present invention. However, the present invention should not be understood to be restricted to the following Examples.

MANUFACTURING EXAMPLES 1 to 4

Preparation of Biuret

[0058] A four necked round bottomed flask was charged with 500 g(8.33 mole) of urea, stirred vigorously, and air was injected to the bottom side of the flask at the rate shown in following table 1. Simultaneously the reaction was carried out during 5 hours with the reaction temperature maintained at 140° C. by heating. After completion of reaction, the composition of the obtained solid was analyzed by using liquid chromatography and the result was disclosed by following Table 1.

TABLE 1

Example	Air injection rate (L/min)	Content of Urea (wt %)	Content of Biuret (wt %)	Content of Cyanuric acid and other solid (wt %)
1	0	62	35	3
2	1	41	55	4
3	2	38	60	2
4	4	37	61	2

MANUFACTURING EXAMPLES 5 to 7

Preparation of Biuret

[0059] Biuret was prepared by the same method as Example 1 except that the reaction was carried out for 3 hours while varying the reaction temperature and maintaining the air injection rate at 2 L/min. After completion of reaction, the composition of the obtained solid is analyzed by using liquid chromatography and the result was disclosed by following Table 2.

TABLE 2

Example	The reaction temperature (° C.)	Content of Urea (wt %)	Content of Biuret (wt %)	Content of Cyanuric acid and other solid (wt %)
4	150	47	50	3
5	160	38.5	57	4.3
6	170	28	65	7

MANUFACTURING EXAMPLES 8 to 10

Preparation of Biuret

[0060] Biuret was prepared by the same method as Example 1 except that the reaction was carried out with lowering the pressure as shown in following Table 3 by vacuum pump instead of air injection. After completion of reaction, the composition of the obtained solid is analyzed by using liquid chromatography and the result was disclosed by following Table 3.

TABLE 3

Example	The pressure (mmHg)	Content of Urea (wt %)	Content of Biuret (wt %)	Content of Cyanuric acid and other solid (wt %)
8	380	56	50	4
9	190	41.5	55	3.5
10	100	40	57	3

MANUFACTURING EXAMPLES 11 to 13

Preparation of Biuret

[0061] Biuret was prepared by the same method as Example 1 except that the reaction was carried out using 0.05 mole of various catalysts per 1 mole of urea, and the air injection rate is fixed at 2 L/min. After completion of reaction, the composition of the obtained solid is analyzed by using liquid chromatography and the result was disclosed by following Table 4.

TABLE 4

Example	Catalyst	Content of Urea (wt %)	Content of Biuret (wt %)	Content of Cyanuric acid and other solid (wt %)
11	Sulfuric acid	34	62	4
12	Sodium phosphate	36	61	3
13	Thionyl chloride	35	62	3

MANUFACTURING EXAMPLES 14

Synthesis of Sodium Chlorobiuret Salt

[0062] A 2 L glass reactor was charged with 423.1 g(0.287 mole) of slurry solution of 7% biuret, and cooled to 5° C. with stirring. To this reactor, aqueous solution of 12% sodium hypochlorite was added, and the reaction temperature of the system was maintained below 5° C. After completion of addition, the reaction solution was analyzed by iodometry and by using liquid chromatography. The available chlorine was 3.37%. This corresponded to a yield of 98%.

MANUFACTURING EXAMPLES 15

Synthesis of Sodium Chlorobiuret Salt

[0063] A 2 L glass reactor was charged with 423.1 g(0.287 mole) of slurry solution of 7% biuret, and cooled to 5° C. with stirring. To this reactor, 223 g (0.575 mole) of aqueous solution of 10.3% sodium hydroxide was added, and 20.3 g(0.287 mole) of gaseous chlorine was added maintaining the reaction temperature of the system below 10° C. After completion of the addition, the reaction solution was analyzed by iodometry and by using liquid chromatography. The available chlorine was 3.0%. This corresponded to a yield of 98%.

MANUFACTURING EXAMPLES 16

Synthesis of Sodium Chlorobiuret Salt

[0064] A 2 L glass reactor was charged with 423.1 g(0.287 mole) of slurry solution of 7% biuret, and cooled to 5° C. with stirring. To this reactor, 20.3 g(0.287 mole) of gaseous chlorine was added maintaining the reaction temperature of the system below 10° C. After addition of gaseous chlorine, 223 g (0.575 mole) of aqueous solution of 10.3% sodium hydroxide was added while vigorously stirring and the reaction temperature was maintained below 5° C. After completion of addition, the reaction solution was analyzed by iodometry and by using liquid chromatography. The available chlorine was 3.0%. This corresponded to a yield of 98%.

EXAMPLES 1-9

Synthesis of Hydrazodicarbonamide

[0065] A 2 L autoclave was charged with 593.1 g of sodium chlorobiuret salt obtained by the above Manufacturing Example 14, and cooled to 10° C. with stirring. Maintaining the reaction temperature of solution below 10° C., 600 g(8.8 mole) of 25% aqueous ammonia solution was added to this while vigorously stirring. The reaction was carried out varying the reaction temperature and reaction time. After completion of reaction, unreacted ammonia was removed, and the reaction solution was filtered to get hydrazodicarbonamide insoluble to water and the yield of hydrazodicarbonamide was calculated and disclosed in Table 5.

TABLE 5

Example	Reaction condition (temperature, time)	Yield (%)
1	30° C., 1 hr	85
2	30° C., 2 hrs	90
3	30° C., 3 hrs	89
4	60° C., 1 hr	91
5	60° C., 2 hrs	89
6	60° C., 3 hrs	90
7	90° C., 1 hr	88
8	90° C., 2 hrs	89
9	90° C., 3 hrs	90

EXAMPLES 10-18

Synthesis of Hydrazodicarbonamide

[0066] Reaction was carried out by the same method as Example 4 except that the 0.05 mole of various catalysts

shown in Table 6 was added. After completion of reaction, unreacted ammonia was removed, and the reaction solution was filtered to get hydrazodicarbonamide insoluble to water and the yield of hydrazodicarbonamide was calculated and disclosed by the following Table 6.

TABLE 6

Example	Catalyst used	Yield (%)
10	ZnCl ₂	94
11	Zn(OH) ₂	92
12	AlCl ₃	90
13	BaCl ₂	91
14	CdCl ₂	92
15	ZnSO ₄	93
16	ZnCl ₂ + AlCl ₃ (0.025 mole each)	96
17	ZnCl ₂ + BaCl ₂ (0.025 mole each)	94
18	ZnCl ₂ + CdCl ₂ (0.025 mole each)	96

EXAMPLES 19-27

Synthesis of Hydrazodicarbonamide

[0067] A 2 L autoclave was charged with 593.1 g of sodium chlorobiuret salt obtained by Manufacturing Example 15, and cooled to 10° C. with stirring. Maintaining the reaction temperature of solution below 10° C., 600 g(8.8 mole) of 25% aqueous ammonia solution was added while vigorously stirring. The reaction was carried out varying the reaction temperature and reaction time. After completion of reaction, unreacted ammonia was removed, and the reaction solution was filtered to get hydrazodicarbonamide insoluble to water and the yield of hydrazodicarbonamide was calculated and disclosed by the following Table 7.

TABLE 7

Example	Reaction condition (temperature, time)	Yield (%)
19	30° C., 1 hr	78
20	30° C., 2 hrs	89
21	30° C., 3 hrs	89
22	60° C., 1 hr	88
23	60° C., 2 hrs	90
24	60° C., 3 hrs	90
25	90° C., 1 hr	87
26	90° C., 2 hrs	86
27	90° C., 3 hrs	89

EXAMPLES 28-36

Synthesis of Hydrazodicarbonamide

[0068] Reaction was carried out by the same method as Example 22 except that the 0.05 mole various catalysts shown by following table 8 was added. After completion of reaction, unreacted ammonia was removed, and the reaction solution was filtered to get hydrazodicarbonamide insoluble to water and the yield of hydrazodicarbonamide was calculated and disclosed by the following Table 8.

TABLE 8

Example	Used catalyst	Yield (%)
28	ZnCl ₂	94
29	Zn(OH) ₂	91

TABLE 8-continued

Example	Used catalyst	Yield (%)
30	AlCl ₃	89
31	BaCl ₂	91
32	CdCl ₂	93
33	ZnSO ₄	92
34	ZnCl ₂ + AlCl ₃ (0.025 mole each)	97
35	ZnCl ₂ + BaCl ₂ (0.025 mole each)	93
36	ZnCl ₂ + CdCl ₂ (0.025 mole each)	96

EXAMPLES 37-45

Synthesis of Hydrazodicarbonamide

[0069] A 2 L autoclave was charged with 593.1 g of sodium chlorobiuret salt obtained by the above Manufacturing Example 16, and cooled to 10° C. with stirring. Maintaining the reaction temperature of solution below 10° C., 600 g (8.8 mole) of 25% aqueous ammonia solution was added while vigorously stirring. The reaction was carried out varying the reaction temperature and reaction time. After completion of reaction, unreacted ammonia was removed, and the reaction solution was filtered to get hydrazodicarbonamide insoluble to water and the yield of hydrazodicarbonamide was calculated and disclosed by the following Table 9.

TABLE 9

Example	Reaction condition (temperature, time)	Yield (%)
37	30° C., 1 hr	79
38	30° C., 2 hrs	88
39	30° C., 3 hrs	89
40	60° C., 1 hr	89
41	60° C., 2 hrs	90
42	60° C., 3 hrs	91
43	90° C., 1 hr	88
44	90° C., 2 hrs	88
45	90° C., 3 hrs	89

EXAMPLES 46-54

Synthesis of Hydrazodicarbonamide

[0070] Reaction was carried out by the same method as Example 40 except that the 0.05 mole various catalysts shown by following Table 10 was added. After completion of reaction, unreacted ammonia was removed, and the reaction solution was filtered to get hydrazodicarbonamide insoluble to water and the yield of hydrazodicarbonamide was calculated and disclosed by the following Table 10.

TABLE 10

Example	Used catalyst	Yield (%)
46	ZnCl ₂	93
47	Zn(OH) ₂	90
48	AlCl ₃	90
49	BaCl ₂	90
50	CdCl ₂	92
51	ZnSO ₄	89
52	ZnCl ₂ + AlCl ₃ (0.025 mole each)	95

TABLE 10-continued

Example	Used catalyst	Yield (%)
53	ZnCl ₂ + BaCl ₂ (0.025 mole each)	93
54	ZnCl ₂ + CdCl ₂ (0.025 mole each)	94

EXAMPLES 55-58

Synthesis of Hydrazodicarbonamide

[0071] A 2 L autoclave was charged with 593.1 g of sodium chlorobiuret salt obtained by the above Manufacturing Example 14, and cooled to 10° C. with stirring. Maintaining the reaction temperature of solution below 10° C., aqueous ammonia solution was added while vigorously stirring for an hour at the amount shown by the following Table 11. After completion of reaction, unreacted ammonia was removed, and the reaction solution was filtered to get hydrazodicarbonamide insoluble to water and the yield of hydrazodicarbonamide was calculated and disclosed by the following table 11.

TABLE 11

Example	Mole ratio of ammonia vs sodium chlorobiuret salt (%)	Yield (%)
55	15	75
56	30	87
57	60	90
58	90	89

EXAMPLES 59-62

Synthesis of Hydrazodicarbonamide

[0072] A 2 L autoclave was charged with 593.1 g of sodium chlorobiuret salt obtained by the above Manufacturing Example 14, and cooled to 10° C. with stirring and various organic solvent shown in Table 12 was added at the amount of 0.5 times to weight of water. Maintaining the reaction temperature of solution below 10° C., 600 g of 25% aqueous ammonia solution was added while vigorously stirring for an hour. After completion of reaction, unreacted ammonia was removed, and the reaction solution was filtered to get hydrazodicarbonamide insoluble to water and the yield of hydrazodicarbonamide was calculated and disclosed by the following Table 12.

TABLE 12

Example	Solvent used	Yield (%)
59	Methanol	90
60	Dimethylformamide	94
61	Tetrahydrofuran	90
62	Acetonitrile	88

[0073] As described above, with the method and apparatus for preparing hydrazodicarbonamide according to the present invention, hydrazodicarbonamide can be synthesized from cheap and easily available urea as a starting material. In addition, hydrazodicarbonamide can be prepared economically and environmentally desirably due to

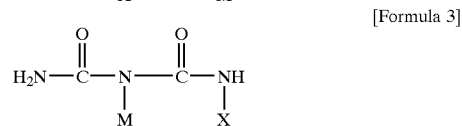
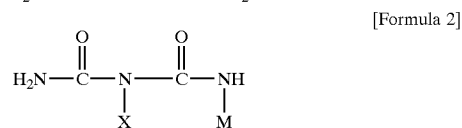
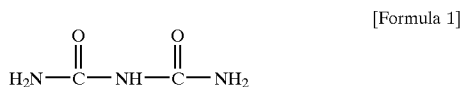
the minimization of byproduct and input raw material, and with high efficiency from continuous process.

1. A method for preparing hydrazodicarbonamide which comprises the steps of:

obtaining biuret of Formula 1 and ammonia by pyrolysis of urea;

obtaining metal monohalobiuret salt of Formula 2 or 3 by reacting the obtained biuret with metal hypohalogen compound or with halogen and base; and

reacting the obtained metal monohalobiuret salt with ammonia including ammonia which is produced from the urea pyrolysis process, and the mole ratio of the metal monohalobiuret salt and the total ammonia is 1:1~1:1000.



in Formula 2 and 3, m represents metal and x represents halogen.

2. The method for preparing hydrazodicarbonamide according to claim 1, wherein the temperature of pyrolysis of urea is 100 to 300° C.

3. The method for preparing hydrazodicarbonamide according to claim 1, wherein the urea pyrolysis process is carried out with removing ammonia from the reaction system thereof.

4. The method for preparing hydrazodicarbonamide according to claim 1, wherein the urea pyrolysis process is carried out with a process of injection of inert gas and/or with a process of reducing pressure of the reaction system thereof.

5. The method for preparing hydrazodicarbonamide according to claim 1, wherein the urea pyrolysis process is carried out in the presence of at least one catalyst selected from the group consisting of inorganic acid catalyst, and acid type catalyst, and substances including phosphorous.

6. The method for preparing hydrazodicarbonamide according to claim 1, wherein the mole ratio of the biuret and metal hypohalogen compound is 1:0.1~1:2.

7. The method for preparing hydrazodicarbonamide according to claim 1, wherein the metal monohalobiuret salt

is obtained by mixing metal hydroxide with the biuret of Formula 1, and then reacting the obtained product with halogen, or obtained by reacting the biuret of Formula 1 with gaseous halogen, and then mixing the obtained product with a base.

8. The method for preparing hydrazodicarbonamide according to claim 1, wherein the process of obtaining the metal monohalobiuret salt is carried out at a temperature of below 60° C.

9. The method for preparing hydrazodicarbonamide according to claim 1, wherein the ammonia is liquid ammonia, gaseous ammonia or ammonium hydrate.

10. The method for preparing hydrazodicarbonamide according to claim 1, wherein the reaction of the metal monohalobiuret salt with the ammonia is carried out at a temperature of 0 to 150° C.

11. The method for preparing hydrazodicarbonamide according to claim 1, wherein the solvent of the reaction is a mixture of water and a second solvent, and the second solvent is a polar solvent selected from the group consisting of water, methanol, ethanol, propanol, isopropanol and mixtures thereof, or a aprotic solvent selected from the group consisting of dimethylformamide, dimethylsulfoxide, dimethylacetamide and mixtures thereof.

12. An apparatus for preparing hydrazodicarbonamide comprising:

a pyrolysis furnace to obtain biuret and ammonia by pyrolyzing urea;

a recrystallization reactor to purify the biuret obtained from the pyrolysis furnace;

a first reactor to obtain an metal monohalobiuret salt by reacting the biuret with metal hypohalogen compound or with halogen and base;

a second reactor to synthesize the hydrazodicarbonamide by reacting the monohalobiuret metal salt with ammonia; and

an ammonia evaporator to separate the excess ammonia from hydrazodicarbonamide and to supply the separated ammonia to an ammonia concentrator, wherein the ammonia concentrator is to concentrate the excess ammonia and ammonia obtained at the pyrolysis furnace, and is to supply the concentrated ammonia to the second reactor.

13. The apparatus for preparing hydrazodicarbonamide according to claim 12, wherein the pyrolysis furnace has a gas injector for injecting inert gas, which does not react with isocyanic acid, into the pyrolysis furnace.

14. The apparatus for preparing hydrazodicarbonamide according to claim 12, wherein the pyrolysis furnace has means for lowering pressure to remove the ammonia from the pyrolysis furnace.

* * * * *