

- [54] KEROSENE HEATER
- [75] Inventors: Sadao Nasui, Machida; Takeo Yajima, Tomioka, both of Japan
- [73] Assignee: Toshiba Electric Appliances Co., Ltd., Maebashi, Japan
- [**] Term: 14 Years
- [21] Appl. No.: 815,465
- [22] Filed: Jan. 2, 1986
- [30] Foreign Application Priority Data

Jul. 11, 1985 [JP] Japan 60-29681
 [52] U.S. Cl. D23/338
 [58] Field of Search D23/332, 335-336, D23/338; 126/58, 93-97

[56] References Cited
 U.S. PATENT DOCUMENTS

D. 268,519	4/1983	Nakamura	D23/338
D. 275,881	10/1984	Nakamura	D23/338
D. 276,365	11/1984	Hazama et al.	D23/338
D. 276,458	11/1984	Mori et al.	D23/338
D. 276,547	1/1984	Nishikawa	D23/338
D. 276,558	11/1984	Okamoto	D23/338
D. 278,272	4/1985	Kojima et al.	D23/338
D. 285,335	8/1986	Kojima et al.	D23/338
D. 286,175	10/1986	Takahashi	D23/338
D. 290,647	6/1987	Nishikawa	D23/338 X
D. 294,967	3/1988	Sakai	D23/338
D. 296,238	6/1988	Takahashi	D23/338

Primary Examiner—Wallace R. Burke
 Assistant Examiner—Brian N. Vinson
 Attorney, Agent, or Firm—Oblon, Fisher, Spivak, McClelland & Maier

[57] CLAIM

The ornamental design for a kerosene heater, as shown.

DESCRIPTION

FIG. 1 is a front, top and right side perspective view of a kerosene heater showing our new design; FIG. 2 is a front elevational view thereof; FIG. 3 is a right side elevational view thereof; FIG. 4 is a top plan view thereof; FIG. 5 is a rear elevational view thereof; FIG. 6 is a left side elevational view thereof; FIG. 7 is a bottom plan view thereof; FIG. 8 is a front, top and right side perspective view of an alternate embodiment thereof; FIG. 9 is a front elevational view of the embodiment of FIG. 8; FIG. 10 is a right side elevational view of the embodiment of FIG. 8; FIG. 11 is a top plan view of the embodiment of FIG. 8; FIG. 12 is a rear elevational view of the embodiment of FIG. 8; FIG. 13 is a left side elevational view of the embodiment of FIG. 8; and FIG. 14 is a bottom plan view of the embodiment of FIG. 8.

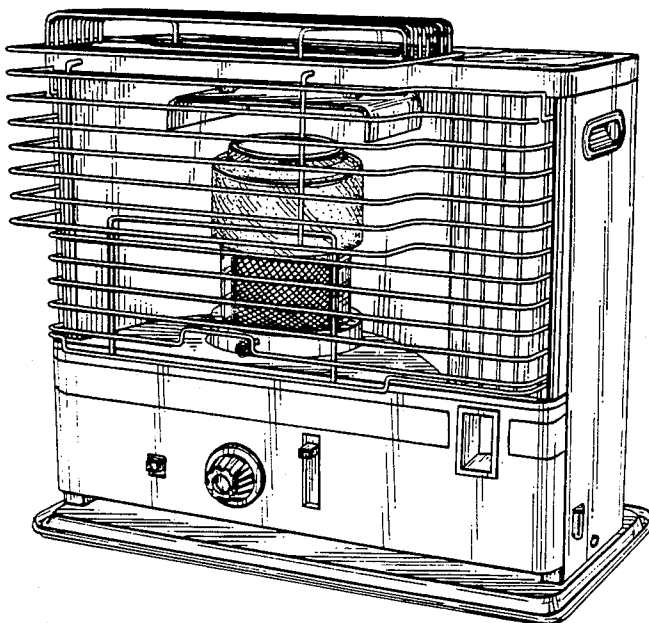


FIG. 1




FIG. 2

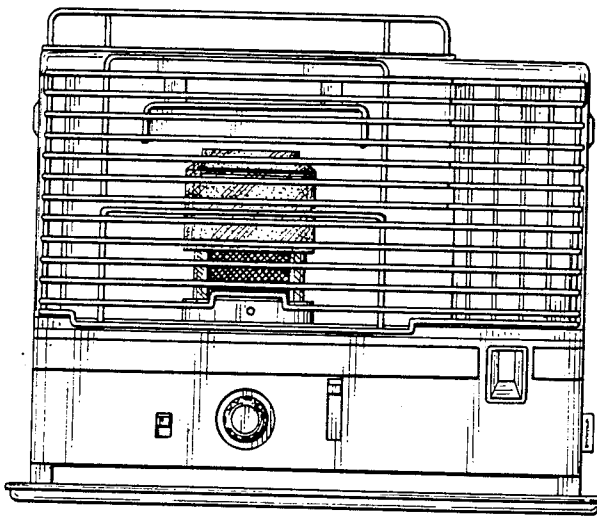


FIG. 3

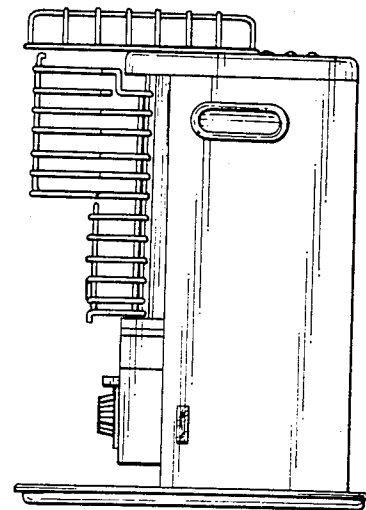


FIG. 4

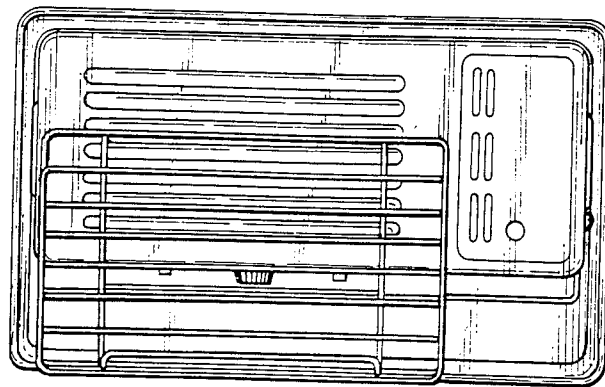


FIG. 5

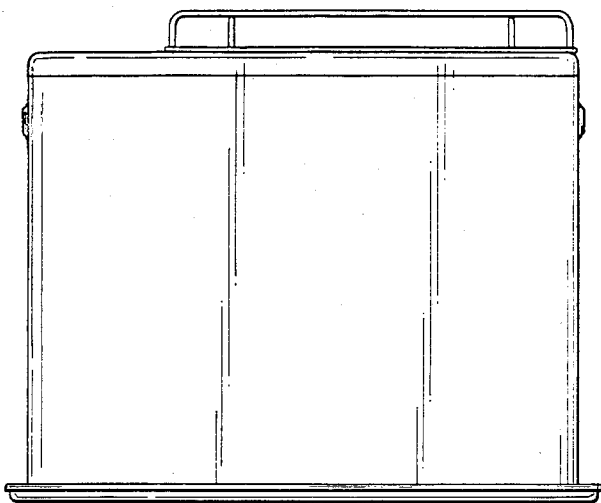


FIG. 6

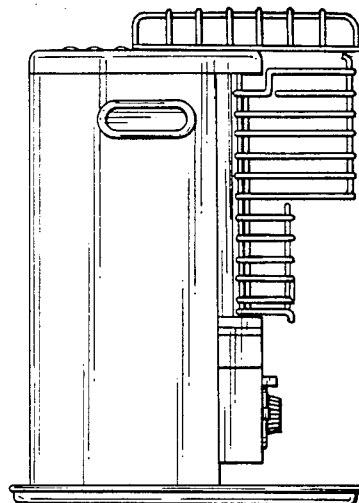


FIG. 7




FIG. 8

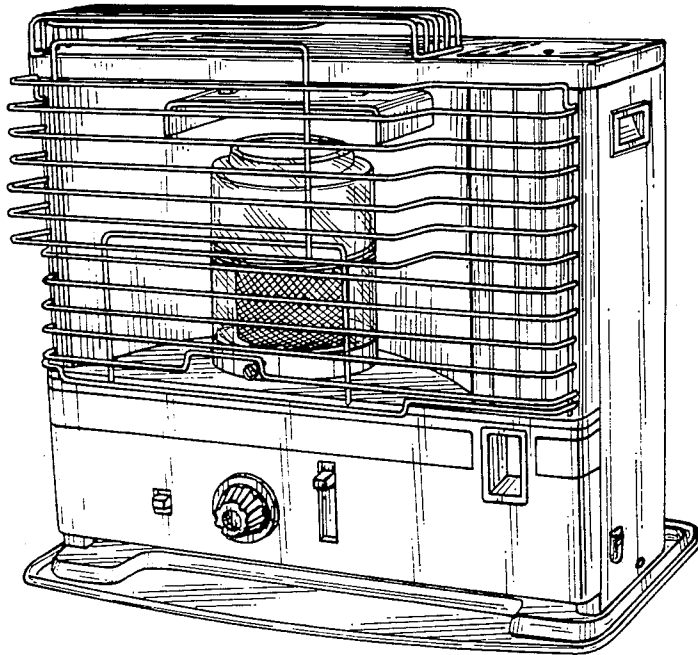


FIG. 9

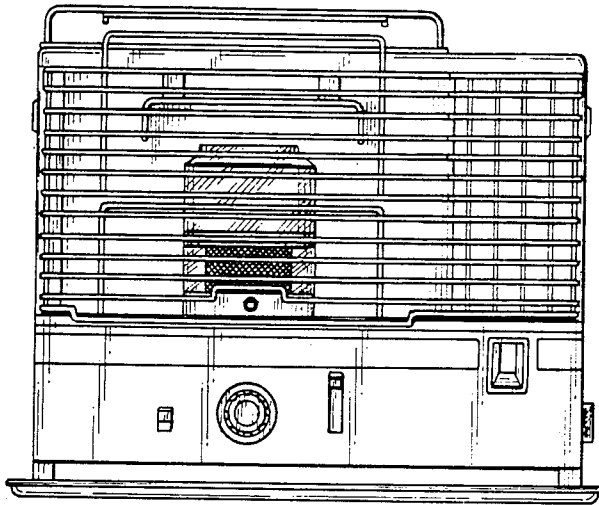


FIG. 10

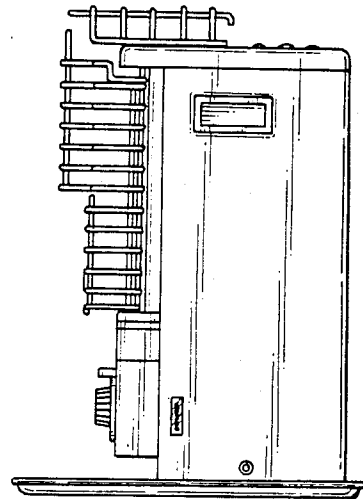


FIG. 11

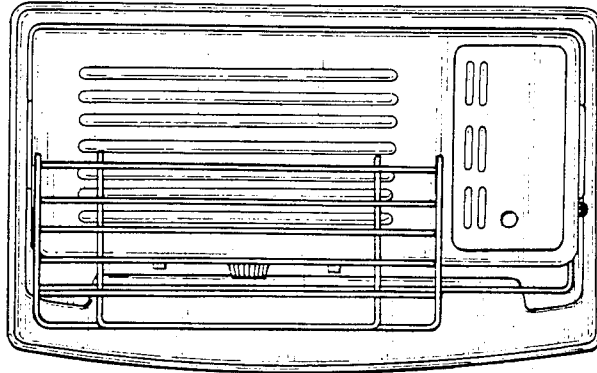


FIG. 12

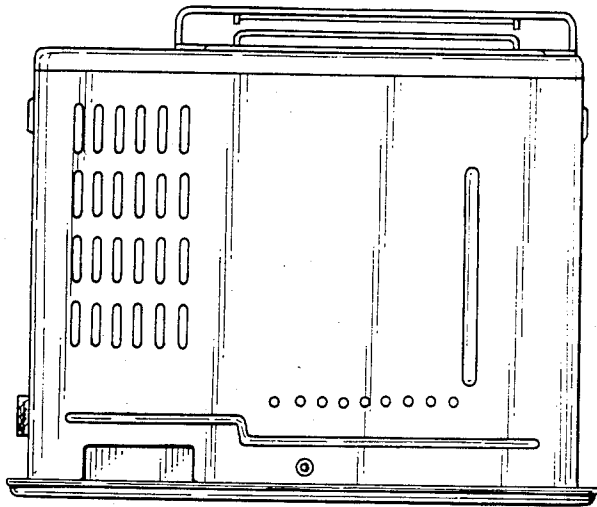


FIG. 13

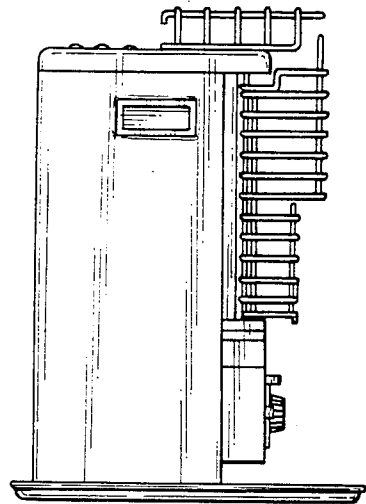


FIG. 14

