

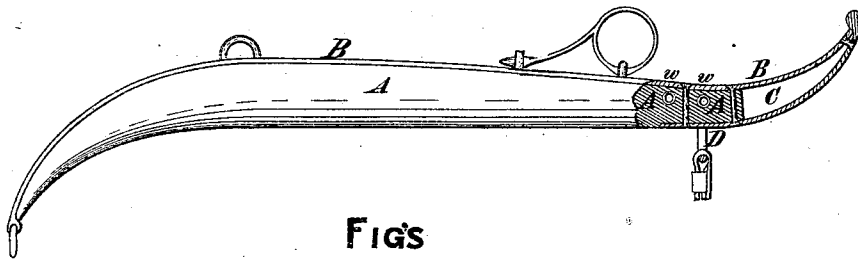
R. W. JONES.

Hames for Harness.

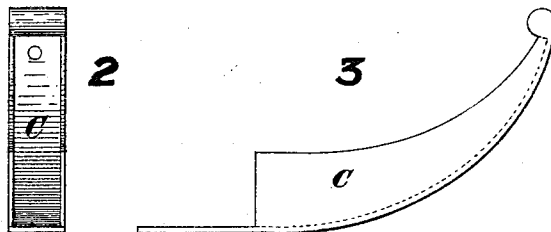
No. 123,401.

Patented Feb. 6, 1872.

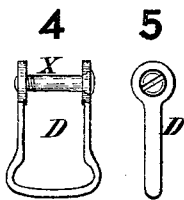
FIG 1



FIGS



FIGS



N B Smith
D C Markham

WITNESSES

R W Jones
INVENTOR

UNITED STATES PATENT OFFICE.

RICHARD W. JONES, OF SYRACUSE, NEW YORK, ASSIGNOR TO HIMSELF
AND HIRAM R. OLMSTEAD, OF SAME PLACE.

IMPROVEMENT IN HAMES FOR HARNESS.

Specification forming part of Letters Patent No. 123,401, dated February 6, 1872.

To all whom it may concern:

Be it known that I, RICHARD W. JONES, of Syracuse, Onondaga county New York, (assignor to myself and Hiram R. Olmstead, of the same place,) have invented a new and Improved Hame for Harness; and I do hereby declare that the following is a full, clear, and exact description of the same, reference being had to the annexed drawing which forms part of this specification, in which—

Figure 1 shows a whole hame made according to my improvements; Figs. 2 and 3, the open metallic top detached; Figs. 4 and 5, the strap-clevis detached.

The letters used represent corresponding parts wherever they occur.

The practice heretofore has been to bend the upper end of a wooden hame outwardly, thus giving it a more finished appearance, and affording a convenient means for holding the check-rein. This is often attended with breaks in the bending, and a consequent loss of timber. Neither can it be so well and ornamentally finished as with a metallic top. In my invention the wood is cut off at a point just above the attachment for the upper hame-strap. The usual metallic band, however, upon the back of the hame is continued upward to about the desired length of the hame, and so as to form one side of the upper part of the hame, and being in one piece, and not welded to any other metallic portion, it affords the strongest possible support to the hame. For an extension of the hame, I make an open metallic top bending outwardly, fitted to the metallic band, and securely fastened to the wood and said metallic band, substantially as shown in the drawing. This open metallic top may be made of any kind of metal suitable for the purpose, but for convenience I cast the whole of malle-

able iron, in one piece, as shown in Figs. 2 and 3.

A represents the wooden portion of a hame made in the usual form; B, the metallic band on the back thereof, with an extension beyond the wood; C, the open metallic top, forming an extension of the hame, and riveted to the wood and to the metallic band B, as shown in the drawing, or in any other convenient manner. The other part of my invention relates to the attachment for holding the upper hame-strap; and it consists of a small clevis, D, with the outer end fitted to receive the upper hame-strap, and with a bolt, X, passing through the wooden portion of the hame. The practice has been to cut slots in the wood for the strap to pass through, which necessarily weakens the wood. To prevent the wood from being worn by the clevis-bolt X, I use a tubular metallic washer, W, fitted tightly in the hole, to receive the clevis-bolt X. By using this clevis the upper hame-strap can be made to draw evenly in the socket, and straight across the top of the collar, without twisting the strap, and not edgewise or twisted, as in the ordinary way; and the clevis swinging loosely on the bolt enables the hame to be adjusted to different-sized collars. The clevis may also be adjusted up or down on the hame to fit different-sized collars, by providing additional bolt-holes.

What I claim as my invention, and desire to secure by Letters Patent, is—

The open metallic top C, when made and combined with the wooden portion of the hame A and the metallic band B, substantially in the manner described.

R. W. JONES.

Witnesses:

N. B. SMITH,
D. C. MARKHAM.