United States Patent [19]

Davis

[11] **Patent Number: Des. 284,527**

[45] **Date of Patent: ** Jul. 8, 1986**

[54] **CARRYING CASE FOR A PERSONAL COMPUTER**

[75] Inventor: **Myron F. Davis,** Boca Raton, Fla.

[73] Assignee: **International Business Machines Corporation,** Armonk, N.Y.

[**] Term: **14 Years**

[21] Appl. No.: **529,897**

[22] Filed: **Sep. 7, 1983**

[52] **U.S. Cl.** **D3/76**

[58] **Field of Search** D3/76, 72, 73, 33, 35, D3/74; 190/100, 900, 901, 902; 312/244

[56] **References Cited**

U.S. PATENT DOCUMENTS

D. 185,511	6/1959	Powell et al.	D3/76
D. 199,886	12/1964	Deschamps et al.	D3/76
D. 221,380	8/1971	Chasen et al.	D3/76 X
D. 269,647	7/1983	La Barbera	D3/72
D. 278,000	3/1985	Nordstrom et al.	D3/76
3,298,479	1/1967	Palmer et al.	D3/76 X
3,436,938	4/1969	Walters	D3/76 X
4,020,930	5/1977	Weber	190/901 X
4,067,422	1/1978	Eberle	190/902 X

Primary Examiner—Bernard Ansher
Assistant Examiner—Linda Titolo

[57] **CLAIM**

The ornamental design for a carrying case for a personal computer, as shown and described.

DESCRIPTION

FIG. **1** is a top front right side perspective view of a carrying case for a personal computer, showing my new design;

FIG. **2** is a bottom rear left side perspective view thereof;

FIG. **3** is a front elevational view thereof;

FIG. **4** is a rear elevational view thereof;

FIG. **5** is a right side elevational view thereof;

FIG. **6** is a left side elevational view thereof;

FIG. **7** is a top plan view thereof with the handle in the raised position; and

FIG. **8** is a bottom plan view thereof.



FIG. 1

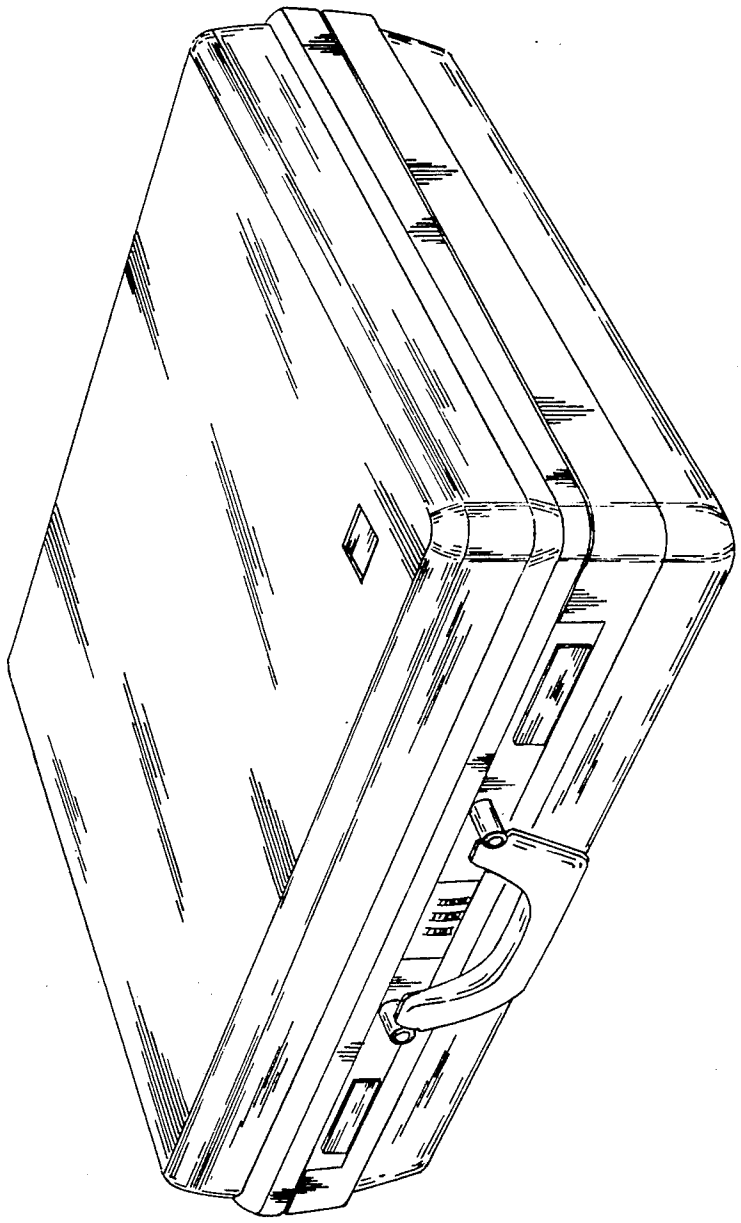

FIG. 2

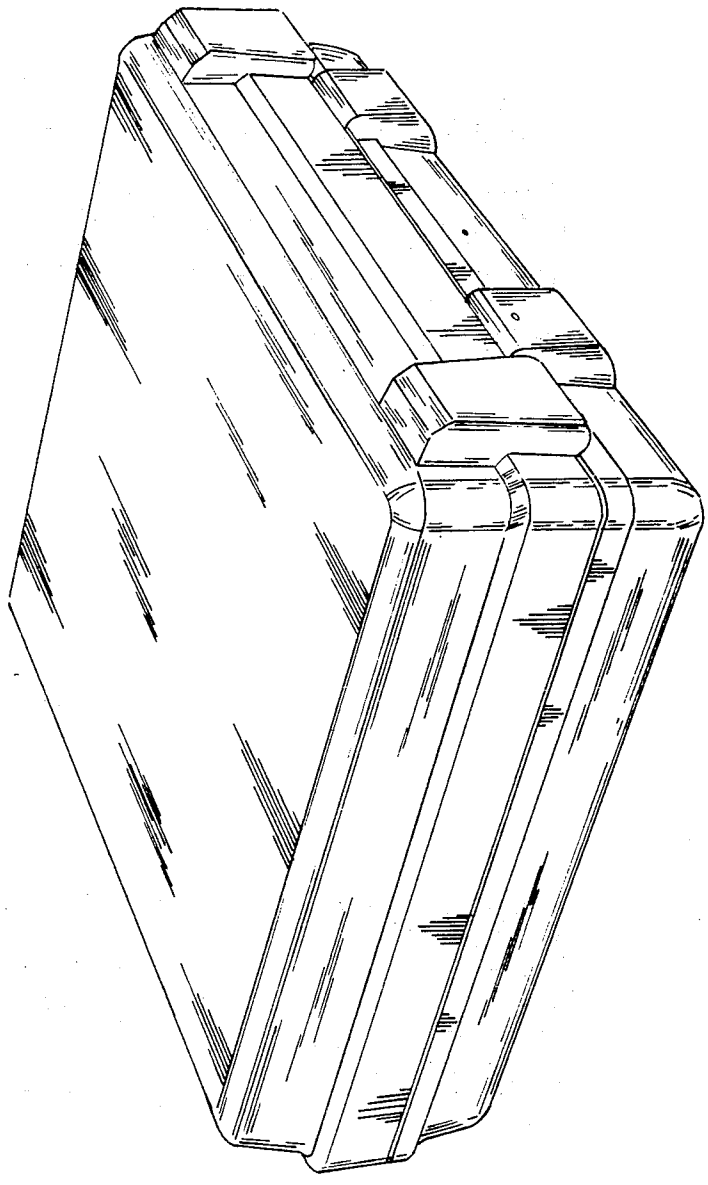

FIG. 3

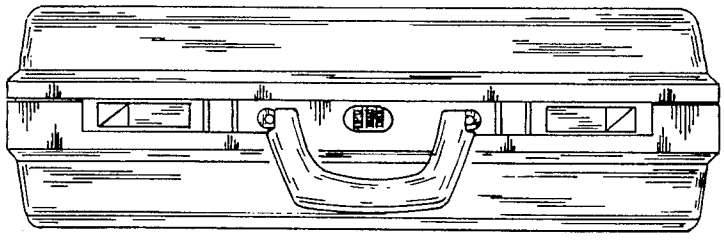

FIG. 4

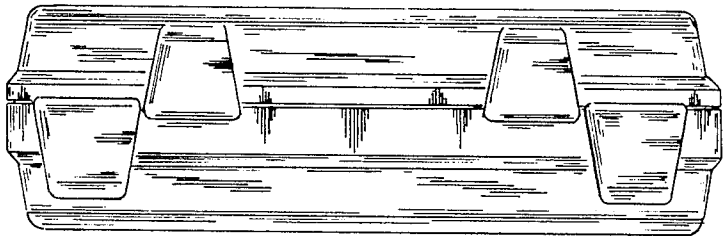

FIG. 6



FIG. 5

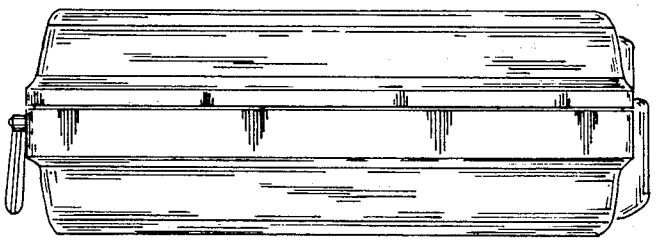

FIG. 7



FIG. 8

