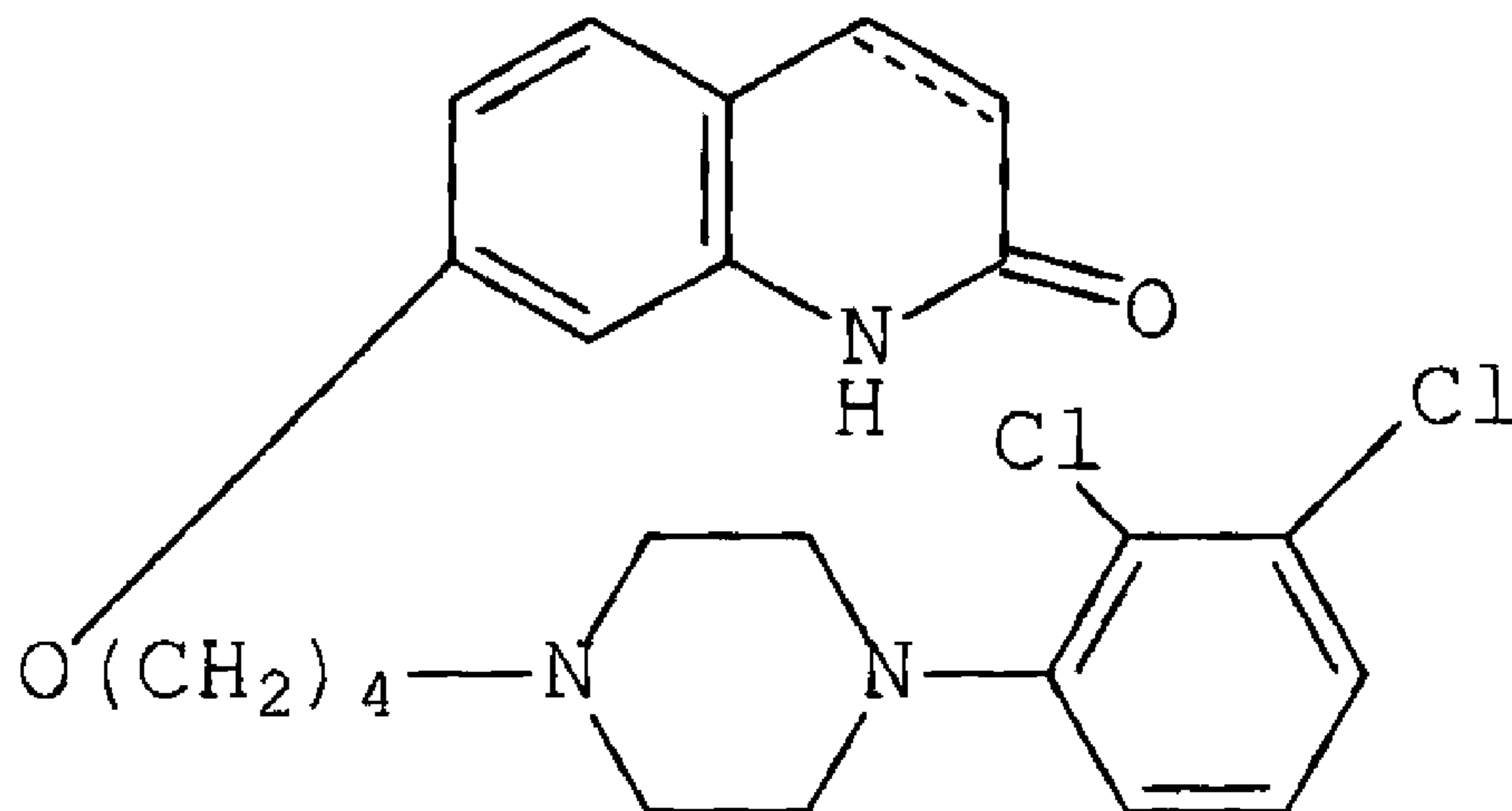




(86) Date de dépôt PCT/PCT Filing Date: 2002/01/29  
(87) Date publication PCT/PCT Publication Date: 2002/08/08  
(45) Date de délivrance/Issue Date: 2010/10/19  
(85) Entrée phase nationale/National Entry: 2003/05/20  
(86) N° demande PCT/PCT Application No.: JP 2002/000626  
(87) N° publication PCT/PCT Publication No.: 2002/060423  
(30) Priorité/Priority: 2001/01/29 (US09/770,210)

(51) Cl.Int./Int.Cl. *A61K 31/496* (2006.01),  
*A61P 25/00* (2006.01)  
(72) Inventeurs/Inventors:  
JORDAN, SHAUN, US;  
KIKUCHI, TETSURO, JP;  
TOTTORI, KATSURA, JP;  
HIROSE, TSUYOSHI, JP;  
UWAHODO, YASUFUMI, JP  
(73) Propriétaire/Owner:  
OTSUKA PHARMACEUTICAL CO., LTD., JP  
(74) Agent: FETHERSTONHAUGH & CO.

(54) Titre : AGONISTE DU SOUS-TYPE DU RECEPTEUR 5-HT<sub>1A</sub>  
(54) Title: SUBSTITUTED CARBOSTYRIL DERIVATIVES AS 5-HT<sub>1A</sub> RECEPTOR SUBTYPE AGONISTS



(1)

(57) Abrégé/Abstract:

The present invention relates to use of a compound for the production of a medicament for treating a patient suffering from a disorder of the central nervous system associated with 5-HT<sub>1A</sub> receptor subtype, which the medicament comprising as an active ingredient a carbostyryl derivative or a salt thereof represented by the formula (1), wherein the carbon-carbon bond between 3- and 4-positions in the carbostyryl skeleton is a single or a double bond; and a pharmaceutically acceptable salt or solvate thereof.



**(12) INTERNATIONAL APPLICATION PUBLISHED UNDER THE PATENT COOPERATION TREATY (PCT)**

**(19) World Intellectual Property Organization**  
International Bureau



**(43) International Publication Date**  
**8 August 2002 (08.08.2002)**

## PCT

**(10) International Publication Number**  
**WO 02/060423 A3**

**(51) International Patent Classification<sup>7</sup>: A61K 31/00,**  
31/496, 45/06, A61P 25/24, 25/18, 25/28, 25/16, 25/06,  
25/30, 15/00, 3/04, 1/08

(JP). **HIROSE, Tsuyoshi**; 8-9-502, Sako Ichibancho, Tokushima-shi, Tokushima 770-0021 (JP). **UWAHODO, Yasufumi**; 70-8, Aza Miyanomae, Oujincho Furukawa, Tokushima-shi, Tokushima 771-1151 (JP).

**(21) International Application Number:** PCT/JP02/00626

**(22) International Filing Date:** 29 January 2002 (29.01.2002)

**(74) Agents:** ASAMURA, Kiyoshi et al.; Room 331, New Ohtemachi Bldg., 2-1, Ohtemachi 2-chome, Chiyoda-ku, Tokyo 100-0004 (JP).

**(25) Filing Language:** English

**(81) Designated States (national):** AU, BR, CA, CN, ID, IN, JP, KR, MX, PH, SG.

**(26) Publication Language:** English

**(84) Designated States (regional):** European patent (AT, BE, CH, CY, DE, DK, ES, FI, FR, GB, GR, IE, IT, LU, MC, NL, PT, SE, TR).

**(30) Priority Data:**  
09/770,210      29 January 2001 (29.01.2001)      US

**(71) Applicant: OTSUKA PHARMACEUTICAL CO., LTD.** [JP/JP]; 9, Kanda-Tsukasacho 2-chome, Chiyoda-ku, Tokyo 101-8535 (JP).

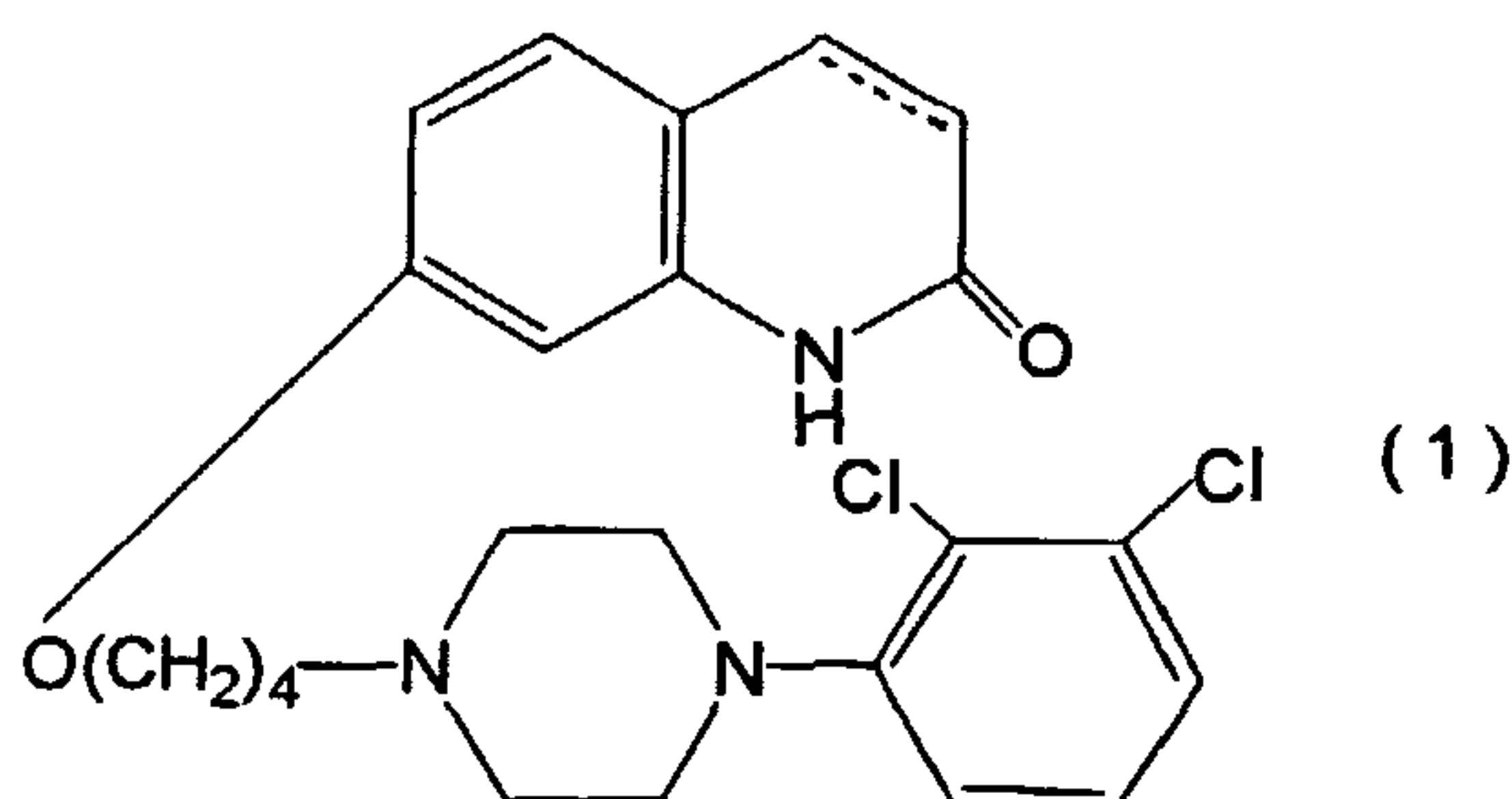
**Published:**  
— *with international search report*

**(72) Inventors: JORDAN, Shaun**; 21063 Sojourn Court, Germantown, Maryland, MD 20876 (US). **KIKUCHI, Tet-suro**; 157-13, Kawauchicho Komatsunishi, Tokushima-shi, Tokushima 771-0104 (JP). **TOTTORI, Katsura**; 15-1, Kamirokujo, Kamiitacho, Itano-gun, Tokushima 771-1345

**(88) Date of publication of the international search report:**  
10 April 2003

*For two-letter codes and other abbreviations, refer to the "Guidance Notes on Codes and Abbreviations" appearing at the beginning of each regular issue of the PCT Gazette.*

**(54) Title:** SUBSTITUTED CARBOSTYRIL DERIVATIVES AS 5-HT<sub>1A</sub> RECEPTOR SUBTYPE AGONISTS



**(57) Abstract:** The present invention relates to use of a compound for the production of a medicament for treating a patient suffering from a disorder of the central nervous system associated with 5-HT<sub>1A</sub> receptor subtype, which the medicament comprising as an active ingredient a carbostyryl derivative or a salt thereof represented by the formula (1), wherein the carbon-carbon bond between 3- and 4-positions in the carbostyryl skeleton is a single or a double bond; and a pharmaceutically acceptable salt or solvate thereof.

**WO 02/060423 A3**

25711-828

- 1 -

## DESCRIPTION

SUBSTITUTED CARBOSTYRIL DERIVATIVES  
AS 5-HT<sub>1A</sub> RECEPTOR SUBTYPE AGONISTS

## BACKGROUND OF THE INVENTION

## FIELD OF THE INVENTION

The present invention relates to a method of treating a patient suffering from a disorder of the central nervous system associated with the 5-HT<sub>1A</sub> receptor subtype. The active ingredient comprise a carbostyryl derivative or a salt thereof.

## RELATED ART

U.S. Patent No. 5,006,528; European Patent No. 367,141 and Japanese Patent Kokai (Laid-open) 7-304,740 (1995) contain the same chemical structural formula as the carbostyryl derivatives in the present invention, and their pharmacological properties are beneficial drug treatments for schizophrenia.

Carbostyryl compounds, as well as those disclosed in Japanese Patent Kokai (Laid-open) 9-301,867 (1997) are useful for the treatment of anxiety.

The carbostyryl derivatives disclosed in European Patent No. 226,441 have the genus of the carbostyryl derivatives in the present invention, and they are useful for the treatment of hypoxia.

In addition to the above, the carbostyryl derivatives disclosed in U.S. Patent No. 4,734,416; Canadian Patent No. 1,117,110; British Patent No. 2,017,701; German Patent Nos. 2,911,108, 1,912,105 and



- 2 -

2,953,723; Japanese Patent Kokai (Laid-open) Nos. 54-130,587 (1979), 55-127,371 (1980) and 62-149,664 (1987) have the genus of the carbostyryl derivatives in the present invention, and they have antihistaminic activities and central nervous controlling activities.

It is reported that aripiprazole (7-{4-[4-(2,3-dichlorophenyl)-1-piperazinyl]butoxy}-3,4-dihydro-carbostyryl, also known as, OPC-14597, BMS-337,039 and OPS-31) binds with high affinity to dopamine D<sub>2</sub> receptors and with moderate affinity to dopamine D<sub>3</sub> and 5-HT<sub>7</sub> receptors (Masashi Sasa et al., CNS Drug Reviews, Vol. 3, No. 1, pp. 24-33).

Further, it is reported that aripiprazole possesses presynaptic dopaminergic autoreceptor agonistic activity, postsynaptic D<sub>2</sub> receptor antagonistic activity, and D<sub>2</sub> receptor partial agonistic activity (T. Kikuchi, K. Tottori, Y. Uwahodo, T. Hirose, T. Miwa, Y. Oshiro and S. Morita: J. Pharmacol. Exp. Ther., Vol. 274, pp. 329, (1995); T. Inoue, M. Domae, K. Yamada and T. Furukawa: J. Pharmacol. Exp. Ther., Vol. 277, pp. 137, (1996)).

However, it has not been reported that compounds in the present invention have agonistic activity at 5-HT<sub>1A</sub> receptor subtype.

It has been reported that therapeutic interventions using 5-HT<sub>1A</sub> receptor ligands may be useful drug treatments for alcohol abuse (Mark Kleven et al., European Journal of Pharmacology, Vol. 281,

- 3 -

(1995) pp. 219-228).

It is also reported that 5-HT<sub>1A</sub> agonist drugs may be useful for the treatment and/or prophylaxis of disorders associated with neuronal degeneration resulting from ischemic events in mammals (U.S. Patent No. 5,162,375).

It is also reported that 5-HT<sub>1A</sub> receptor hypersensitivity could be the biological basis for the increased frequency of migraine attack in stressful and anxious conditions (Massimo Leone et al., Neuro Report, Vol. 9, pp. 2605-2608(1998)).

It has recently been reported that (-)-(R)-2-[4-[(3,4-dihydro-2H-1-benzopyran-2-yl)methyl]amino]-butyl]-1,2-benzisothiazol-3(2H)-one 1,1-dioxide monohydrochloride (BAY-3702), a 5-HT<sub>1A</sub> receptor agonist, has neuroprotective, anxiolytic- and antidepressant-like effects in animal models (Jean De Vry et al., European Journal of Pharmacology, Vol. 357, (1998), pp. 1-8).

It is also reported that 5-HT<sub>1A</sub> receptor agonists appear to be broad spectrum antiemetic agents (Mary C. Wolff et al., European Journal of Pharmacology, Vol. 340, (1997), pp. 217-220; AB Alfieri et al., British Journal of Cancer, (1995), Vol. 72, pp. 1013-1015; Mary C. Wolff et al., Pharmacology Biochemistry and Behavior, 1995, Vol. 52, No. 3, pp. 571-575; James B. Lucot, European Journal of Pharmacology, 1997, Vol. 253, pp. 53-60).

- 4 -

Serotonin plays a role in several neurological and psychiatric disorders, including Alzheimer's disease, depression, nausea and vomiting, eating disorders, and migraine. (See Rasmussen et al.,  
5 "Chapter 1. Recent Progress in Serotonin 5HT<sub>1A</sub> Receptor Modulators", in Annual Reports in Medicinal Chemistry, Vol. 30, Section I, pp. 1-9, 1995, Academic Press, Inc.). WO 00/16777 discloses that a 5HT<sub>1A</sub> receptor agonist, buspirone is efficacious in treating a variety  
10 of symptoms associated with ADHD, and that combined use of a D2 receptor agonist and 5-HT<sub>1A</sub> agonist provides effective treatments for ADHD and Parkinson's disease.

5HT<sub>1A</sub> agonists are effective in the treatment of cognitive impairment in Alzheimer's disease,  
15 Parkinson's disease or senile dementia. US 5824680 discloses that a 5-HT<sub>1A</sub> agonist, ipsapirone, is effective in treating Alzheimer's disease by improving memory. US 4687772 describes that a 5-HT<sub>1A</sub> partial agonist, buspirone, is useful for improving short term  
20 memory in patients in need of treatment. WO 93/04681 discloses that use of 5-HT<sub>1A</sub> partial agonists have been used for the treatment or prevention of cognitive disorders associated with Alzheimer's disease, Parkinson's disease or senile dementia.

25 5HT<sub>1A</sub> agonists are also effective in the treatment of depression. US 4771053 describes that a 5-HT<sub>1A</sub> receptor partial agonist, gepirone, is useful in alleviation of certain primary depressive disorders,

- 5 -

such as severe depression, endogenous depression, major depression with melancholia, and atypical depression. WO 01/52855 discloses that the combined use of the 5-HT<sub>1A</sub> receptor partial agonist gepirone with an  
5 antidepressant can effectively treat depression.

The 5-HT<sub>1A</sub> receptor partial agonist buspirone alleviates motor disorders such as neuroleptic induced parkinsonism and extrapyramidal symptoms. These observations are disclosed in US 4438119. Furthermore  
10 5-HT<sub>1A</sub> agonists reverse neuroleptic-induced catalepsy in rodents, which mimic movement impairments observed in Parkinson's disease (Mark J. Millan, Journal of Pharmacology and Experimental Therapeutics, 2000, Vol. 295, p853-861). Thus, aripiprazole can be used to  
15 manage psychosis in geriatric patients, Alzheimer's disease, Parkinson's disease or senile dementia, since it possesses potent, partial agonistic activities at D<sub>2</sub> and 5-HT<sub>1A</sub> receptors. In addition, these patients might not experience extrapyramidal symptoms due to this  
20 property of aripiprazole.

Heretofore, schizophrenia is understood to be caused by hyperactivity in the brain dopaminergic system. For this reason, some drugs were developed with strong dopaminergic receptor blocking activity.  
25 These typical antipsychotic drugs are effective in the treatments for the positive symptoms of schizophrenia, which include hallucinations, delusions and the like. During the last decade, a variety of atypical anti-



- 6 -

psychotic drugs have been developed, which include  
clozapine, risperidone, olanzapine, quetiapine. These  
drugs have less extrapyramidal side effects, and have  
other activities in addition to their DA-receptor  
5 blocking activities. In contrast to typical anti-  
psychotic drugs, such as chlorpromazine, haloperidol,  
etc., it is reported that atypical antipsychotic drugs  
are more effective against the negative symptoms and  
cognitive impairments associated with schizophrenia  
10 than typical antipsychotic drugs, and atypical  
antipsychotic drugs also have less extrapyramidal side  
effects (S. Miyamoto, G. E. Duncan, R. B. Mailman and  
J. A. Lieberman: Current Opinion in CPNS Investiga-  
tional Drugs, Vol. 2, pp. 25, (2000)). However, even  
15 though atypical antipsychotic drugs provide a suitable  
pharmacotherapy for schizophrenia, certain patients are  
resistant to the antipsychotic therapies of these  
drugs. These patients may either not respond or may  
become refractory (i.e. may feel more anxious,  
20 depressed or cognitive dysfunction) in response to  
antipsychotic therapy. These treatment-resistant  
patients pose a problem for how a physician may provide  
an appropriate therapy.

At present, a number of treatment-resistant  
25 and treatment-refractory schizophrenic patients display  
symptoms that do not respond adequately to a variety of  
known effective classes and doses of typical or  
atypical antipsychotic drugs. Furthermore, these



25711-828

- 7 -

patients may also be inveterate schizophrenia or chronic schizophrenics who are often repeatedly admitted to and discharged from hospitals (R. R. Conely and R. W. Buchanan: Schizophr. Bull., Vol. 23, pp. 663, 5 (1997)).

Symptoms of patients corresponding to treatment-resistant and treatment-refractory schizophrenics involve not only the positive symptoms, but also the negative symptoms and emotional disorders, 10 as well as cognitive impairments (i.e., cognitive dysfunction or cognitive disturbances) (K. Akiyama and S. Watanabe: Jpn. J. Clin. Psychopharmacol., Vol. 3, pp. 423, (2000)).

Cognitive impairment exists separately from 15 the psychic symptoms in a schizophrenic individual. Thus, medical treatment is therefore quite important, because the cognitive impairment may disturb the socially adaptable behavior of these individuals (C. Hagger, P. Buckley, J. T. Kenny, L. Friedman, D. Ubogy 20 and H. Y. Meltzer: Biol. Psychiatry, Vol. 34, pp. 702, (1993); T. Sharma and D. Mockler: J. Clin. Psychopharmacol., Vol. 18, (Suppl. 1), pp. 128, (1998)).

At present, clozapine is an antipsychotic drug that is effective against treatment-resistant 25 schizophrenia. Clozapine (marketed under the trade-mark of Clozaril) was approved in 1990 by FDA for the treatment and management of severely ill schizophrenics who failed to respond adequately to standard antipsychotic

- 8 -

therapy (M. W. Jann: Pharmacotherapy, Vol. 11, pp. 179, (1991)). Clozapine has been reported to be effective against cognitive impairments in treatment-resistant schizophrenics (C. Hagger, P. Buckley, J. T. Kenny, L. Friedman, D. Ubogy and H. Y. Meltzer: Biol. Psychiatry, Vol. 34, pp. 702, (1993); M. A. Lee, P. A. Thompson and H. Y. Meltzer: J. Clin. Psychiatry, Vol. 55 (Suppl. B), pp. 82, (1994); D. E. M. Fujii, I. Ahmed, M. Jokumsen and J. M. Compton: J. Neuropsychiatry Clin. Neurosci., Vol. 9, pp. 240, (1997)). For example, it is reported that clozapine improves cognitive impairments in attention, response time, fluent-speech, etc. in treatment-resistant schizophrenics (M. A. Lee, P. A. Thompson and H. Y. Meltzer: J. Clin. Psychiatry, Vol. 55 (Suppl. B), pp. 82, (1994)). It has been also reported that clozapine provides effective improvements in cognitive impairments in an objective evaluation scale of the Wechsler Adult Intelligence Scale-Revised Full Scale (D. E. M. Fujii, I. Ahmed, M. Jokumsen and J. M. Compton: J. Neuropsychiatry Clin. Neurosci., Vol. 9, pp. 240, (1997)).

The 5-HT<sub>1A</sub> receptor has been demonstrated to play a role in the therapeutic efficacy of clozapine against treatment-resistant schizophrenia and cognitive impairments. This relationship was revealed by a binding experiment using human the 5-HT<sub>1A</sub> receptors (S. L. Mason and G. P. Reynolds: Eur. J. Pharmacol., Vol. 221, pp. 397, (1992)). Further, in accordance with

- 9 -

progress in molecular pharmacology, it is clearly understood that 5-HT<sub>1A</sub> receptor agonistic activity or 5-HT<sub>1A</sub> receptor partial agonistic activity plays an important role in treatment-resistant schizophrenia and cognitive impairments (A. Newman-Tancredi, C. Chaput, L. Verrielle and M. J. Millan: Neuropharmacology, Vol. 35, pp. 119, (1996)). Additionally, it was reported that the number of 5-HT<sub>1A</sub> receptor is increased in the prefrontal cortex of chronic schizophrenics who were classified treatment-resistant. This observation was explained by a compensatory process where by the manifestation of severe symptoms of chronic schizophrenia are a result of impaired neuronal function mediated by hypofunctional 5-HT<sub>1A</sub> receptors (T. Hashimoto, N. Kitamura, Y. Kajimoto, Y. Shirai, O. Shirakawa, T. Mita, N. Nishino and C. Tanaka: Psychopharmacology, Vol. 112, pp. S35, (1993)). Therefore, a lowering in neuronal transmission mediated through 5-HT<sub>1A</sub> receptors is expected in treatment-resistant schizophrenics. Thus the clinical efficacy of clozapine may be related to its partial agonist efficacy at the 5-HT<sub>1A</sub> receptors (A. Newman-Tancredi, C. Chaput, L. Verrielle and M. J. Millan: Neuropharmacology, Vol. 35, pp. 119, (1996)). 5-HT<sub>1A</sub> receptor agonistic activity may be related to the clinical effects of clozapine, and this hypothesis is supported by a positron emission tomography study in primates which showed that clozapine interacts with brain 5-HT<sub>1A</sub>



- 10 -

receptors at a therapeutically effective dose (Y. H. Chou, C. Halldin and L. Farde: Int. J. Neuropsychopharmacol., Vol. 4 (Suppl. 3), pp. S130, (2000)).

Furthermore tandospirone, which is known as a selective  
5 5-HT<sub>1A</sub> receptor agonist, improved cognitive impairments  
in chronic schizophrenic patients (T. Sumiyoshi, M. Matsui, I. Yamashita, S. Nohara, T. Uehara, M. Kurachi  
and H. Y. Meltzer: J. Clin. Pharmacol., Vol. 20, pp.  
386, (2000)). While, in animal tests, all reports do  
10 not always suggest that 5-HT<sub>1A</sub> receptor agonist activity  
may be related to cognitive impairment, however, 8-OH-  
DPAT (8-hydroxy-2-(di-n-propylamino)tetralin), which is  
known as a selective 5-HT<sub>1A</sub> receptor agonist, improves  
learning and memory impairments induced by scopolamine  
15 known as a muscarinic receptor antagonist, suggesting a  
relationship between 5-HT<sub>1A</sub> receptor agonistic activity  
and improvements in cognitive impairments (M. Carli, P.  
Bonalumi, R. Samanin: Eur. J. Neurosci., Vol. 10, pp.  
221, (1998); A. Meneses and E. Hong: Neurobiol. Learn.  
20 Mem., Vol. 71, pp. 207, (1999)).

Atypical antipsychotic drugs, such as  
risperidone and olanzapine, were marketed after  
clozapine, and it is reported that these drugs improve  
treatment-resistant schizophrenia or cognitive impair-  
25 ments in treatment-resistant schizophrenics (M. F.  
Green, B. D. Marshall, Jr., W. C. Wirshing, D. Ames, S.  
R. Marder, S. McGurck, R. S. Kern and J. Mintz: Am. J.  
Psychiatry, Vol. 154, pp. 799, (1997); G. Bondolfi, H.

- 11 -

Dufour, M. Patris, J. P. May, U. Billeter, C. B. Eap  
and P. Baumann, on behalf of the risperidone Study  
Group: Am. J. Psychiatry, Vol. 155, pp. 499, (1998); A.  
Breier, S. H. Hamilton: Biol. Psychiatry, Vol. 45, pp.  
5 403, (1999)).

In contrast to reports that clozapine was  
moderately effective against treatment-resistant  
schizophrenia, risperidone and olanzapine were not  
consistently superior to typical antipsychotic drugs in  
10 their effectiveness against treatment-resistant  
schizophrenia. Thus, risperidone and olanzapine bind  
with lower affinity to human 5-HT<sub>1A</sub> receptors (S.  
Miyamoto, G. E. Duncan, R. B. Mailman and J. A.  
Lieberman: Current Opinion in CPNS Investigational  
15 Drugs, Vol. 2, pp. 25, (2000)), and as such these drugs  
can not clearly perform activities through human 5-HT<sub>1A</sub>  
receptors at clinical effective doses.

Therefore, at present, it is understood that  
clozapine is effective against treatment-resistant  
20 schizophrenia (D. W. Bradford, M. H. Chakos, B. B.  
Sheitman, J. A. Lieberman: Psychiatry Annals, Vol. 28,  
pp. 618, (1998); A. Inagaki: Jpn. J. Clin. Psycho-  
pharmacol., Vol. 3, pp. 787, (2000)).

As explained above, 5-HT<sub>1A</sub> receptor agonistic  
25 activity is important for improving treatment-resistant  
schizophrenia or cognitive impairment caused by  
treatment-resistant schizophrenia. Clozapine is  
effective against treatment-resistant schizophrenia,

- 12 -

however, its use is limited due to its severe side-effect of producing agranulocytosis which requires patients to undergo periodical blood tests. Under these circumstances, the development of a safe anti-  
5 psychotic drug with potent, full or partial agonist activity at 5-HT<sub>1A</sub> receptors is earnestly desired.

The carbostyryl compound in the present invention binds with high affinity and displays a potent, partial agonist activity at the 5-HT<sub>1A</sub> receptors  
10 and it has higher intrinsic activity (about 68%) as compared with that of clozapine. Therefore, the compound in the present invention has a 5-HT<sub>1A</sub> receptor agonistic activity that is more potent than the agonistic activity of clozapine. Thus, the present  
15 carbostyryl compound may represent a more potent and highly safe drug for curing treatment-resistant schizophrenia, cognitive impairments caused by treatment-resistant schizophrenia, inveterate schizophrenia, cognitive impairments caused by  
20 inveterate schizophrenia, chronic schizophrenia, cognitive impairments caused by chronic schizophrenia and the like, as compared with other currently available pharmacotherapeutic treatments. That is, the compound in the present invention may prove to be a  
25 potent and safer drug therapy for treatment-resistant schizophrenia, cognitive impairments caused by treatment-resistant schizophrenia, inveterate schizophrenia, cognitive impairments caused by inveterate



- 13 -

schizophrenia, chronic schizophrenia, or cognitive impairments caused by chronic schizophrenia, etc., which fail to respond adequately to currently available antipsychotic drugs such as chlorpromazine,  
5 haloperidol, sulpiride, fluphenazine, perphenazine, thioridazine, pimozide, zotepine, risperidone, olanzapine, quetiapine, amisulpride, etc.

In particular, the carbostyryl compound in the present invention may be a potent and highly safe  
10 drug therapy against treatment-resistant schizophrenia, cognitive impairments caused by treatment-resistant schizophrenia, inveterate schizophrenia, cognitive impairments caused by inveterate schizophrenia, chronic schizophrenia or cognitive impairments caused by  
15 chronic schizophrenia, etc. which fail to respond adequately to both of 1 to 3 typical antipsychotic drugs selected from the group consisting of chlorpromazine, haloperidol and perphenazine, and one atypical antipsychotic drug selected from the group  
20 consisting of risperidone, olanzapine, quetiapine and amisulpride.

Moreover, the compound in the present invention may be a potent and highly safe drug therapy against treatment-resistant schizophrenia, cognitive  
25 impairments caused by treatment-resistant schizophrenia, inveterate schizophrenia, cognitive impairment caused by inveterate schizophrenia, chronic schizophrenia or cognitive impairment caused by chronic

- 14 -

schizophrenia, etc. which fail to respond adequately to both of 2 typical antipsychotic drugs selected from the group consisting of chlorpromazine, haloperidol and perphenazine, and one atypical antipsychotic drug  
5 selected from the group consisting of risperidone, olanzapine, quetiapine and amisulpride.

Moreover, the compound in the present invention may be a potent and highly safe drug therapy against treatment-resistant schizophrenia, cognitive  
10 impairments caused by treatment-resistant schizophrenia, inveterate schizophrenia, cognitive impairments caused by inveterate schizophrenia, chronic schizophrenia, cognitive impairments caused by chronic schizophrenia, etc. which fail to respond adequately to  
15 both of 1 to 2 typical antipsychotic drugs selected from the group consisting of chlorpromazine and haloperidol, and one atypical antipsychotic drug selected from the group consisting of risperidone, olanzapine, quetiapine and amisulpride.

20 Moreover, the compound in the present invention may be a potent and highly safe drug therapy against treatment-resistant schizophrenia, cognitive impairments caused by treatment-resistant schizophrenia, inveterate schizophrenia, cognitive impairment  
25 caused by inveterate schizophrenia, chronic schizophrenia or cognitive impairment caused by chronic schizophrenia, etc. which fail to respond adequately to both of 2 typical antipsychotic drugs selected from the

25711-828

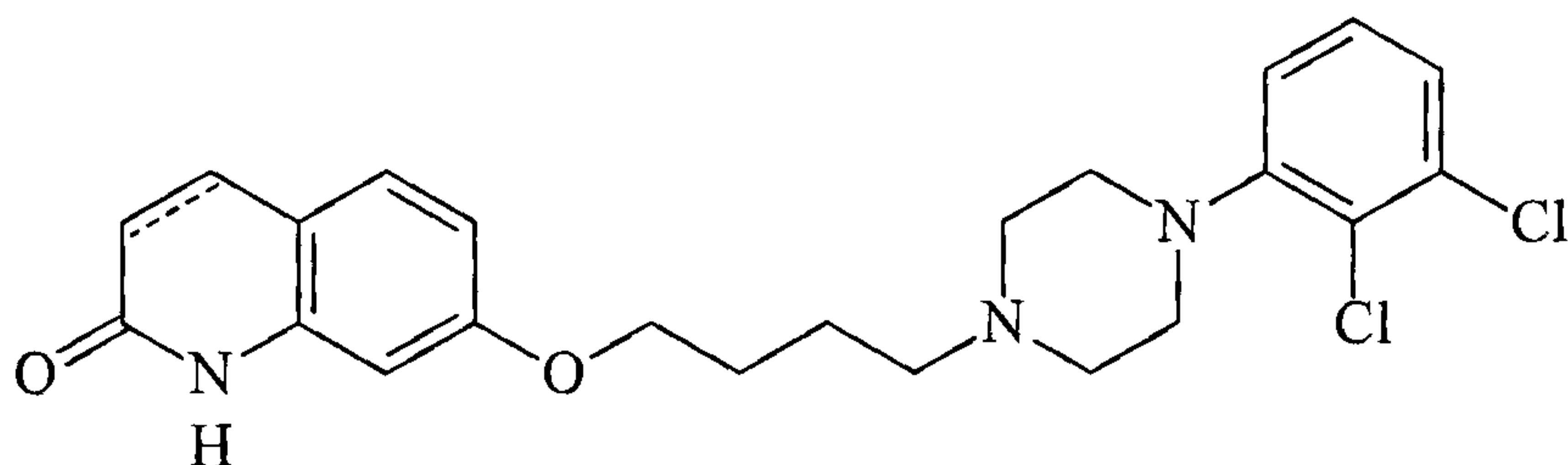
15

group consisting of chlorpromazine and haloperidol, and one atypical antipsychotic drug selected from the group consisting of risperidone, olanzapine, quetiapine and amisulpride.

## 5 SUMMARY OF THE INVENTION

The present invention provides a method of treating a patient suffering from a disorder of the central nervous system associated with the 5-HT<sub>1A</sub> receptor subtype.

10 In one aspect, the invention provides use of a carbostyryl compound of the formula (1):



15 wherein the dotted line represents a single or a double bond, or a pharmaceutically acceptable salt or solvate thereof, for the production of a medicament effective in the treatment of (or for the treatment of) a disorder of the central nervous system associated with 5-HT<sub>1A</sub> receptor  
20 subtype, selected from the group consisting of: (i) depression selected from the group consisting of endogenous depression, major depression, melancholia and treatment resistant depression; (ii) cognitive impairment; (iii) autism; (iv) Down's syndrome; (v) attention deficit  
25 hyperactivity disorder (ADHD); (vi) a neurodegenerative disease selected from the group consisting of Alzheimer's disease and Parkinson's disease; (vii) obsessive compulsive disorder (OCD); (viii) a sleep disorder; (ix) sexual dysfunction; (x) alcohol addiction; (xi) drug addiction;



25711-828

15a

(xii) emesis; (xiii) motion sickness; (xiv) obesity; and (xv) migraine.

In a further aspect, the invention provides use of a carbostyryl compound of the formula (1) as defined above, or a pharmaceutically acceptable salt or solvate thereof, for the production of a medicament effective in the treatment of (or for the treatment of) a disorder of the central nervous system associated with 5-HT<sub>1A</sub> receptor subtype, selected from the group consisting of: (xvi) bipolar I disorder with most recent hypomanic, manic, mixed, depressed or unspecified episode; (xvii) bipolar II disorder with recurrent major depressive episodes with hypomanic episodes; and (xviii) cyclothymic disorder.

In a still further aspect, the invention provides a commercial package comprising the carbostyryl compound as defined above, or a pharmaceutically acceptable salt or solvate thereof, and associated therewith instructions for the use thereof in the treatment of a disorder as defined above.

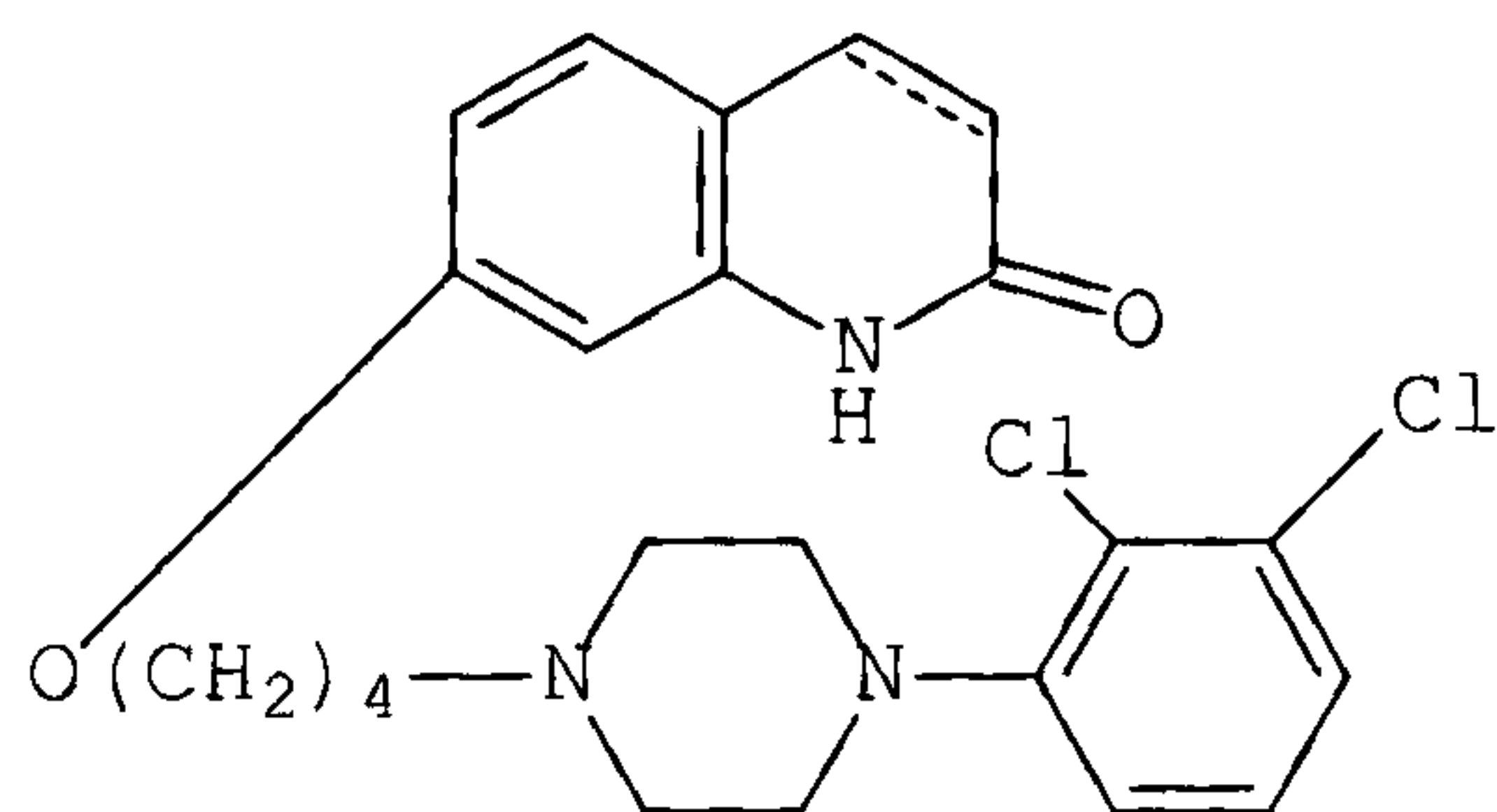
In yet another aspect, there is provided a pharmaceutical composition comprising a carbostyryl compound of the invention, and an acceptable diluent or excipient for use in the treatment of a disorder as defined above.

#### DETAILED DESCRIPTION OF THE INVENTION

As the 5-HT<sub>1A</sub> receptor subtype agonist compound for use in accordance with the present invention, carbostyryl derivatives represented by the following formula (1) are used:

25711-828

15b



5

(1)

wherein the carbon-carbon between 3- and 4-positions in the carbostyryl skeleton is a single or a double bond.

The compounds of the forgoing general formula (1) are known compounds, which are disclosed in publication such as U.S. Pat. No. 5,006,528 or which

10

- 16 -

can be readily prepared by the processes described in the above publication.

The carbostyryl derivative represented by the formula (1) in the present invention can easily be converted into its acid-addition salt by reacting it with a pharmaceutically acceptable acid. Examples of such acid include inorganic acids, such as hydrochloric acid, sulfuric acid, phosphoric acid, hydrobromic acid and the like; organic acids, such as oxalic acid, maleic acid, fumaric acid, malic acid, tartaric acid, citric acid, benzoic acid and the like.

The solvent of solvates is a solvent conventionally used in recrystallization. Examples of solvates include hemihydrates, hydrates, and alcohates, such as ethanolates, methanolates, isopropanolates and the like.

The desired compounds, prepared by the reactions mentioned above, can easily be isolated and purified by usual separation procedures such as solvent extraction, dilution, recrystallization, column chromatography, preparative thin layer chromatography and the like.

The potent, partial 5-HT<sub>1A</sub> receptor agonist in the present invention is useful for various disorders of the central nervous system associated with the 5-HT<sub>1A</sub> receptor subtype that induces bipolar disorders, such as bipolar I disorder with most recent hypomanic, manic, mixed, depressed or unspecified episode; bipolar



25711-828

- 17 -

II disorder with recurrent major depressive episodes with hypomanic episodes, and cyclothymic disorder; depression, such as endogenous depression, major depression, melancholia, and treatment-resistant depression; panic disorder; obsessive compulsive disorder (OCD); sleep disorders; sexual dysfunction; alcohol abuse and drug addiction; cognitive impairment; neurodegenerative diseases, such as Alzheimer's disease, Parkinson's disease and the like, cognitive impairments caused by neurodegenerative diseases such as Alzheimer's disease, Parkinson's disease and related disorders; emesis; motion sickness; obesity; migraine; autism; Down's syndrome; attention-deficit hyperactivity disorder (ADHD); treatment-resistant, inveterate or chronic schizophrenia, (which fail to respond adequately to currently available antipsychotic drugs); cognitive impairments caused by treatment-resistant schizophrenia, inveterate schizophrenia or chronic schizophrenia and the like.

Compounds of the present invention may be suitably prepared into pharmaceutically acceptable formulations (see U.S. Patent No. 5,006,528, European Patent No. 367,141 and Japanese Kokai (Laid-open) 7-304,740 (1995), and Japanese Patent Application No. 2000-194976.

The dosage of these pharmaceutical preparations of the invention may be selected appropriately depending on the method of administration, the

- 18 -

patient's age, sex and other factors, severity of the disease and other factors. Generally, however, the daily dose of the active ingredient compound is preferably within the range of about 0.0001 to about 50 mg per kilogram of body weight. It is desirable that the active ingredient compound be contained in each unit dosage form in an amount of about 0.001 to about 1,000 mg, particularly 0.01 to 100 mg, more particularly 0.1 to 50 mg, yet more particularly 1 mg to 20 mg.

#### Pharmacological tests

#### 1. MATERIALS AND METHODS

##### 1.1 Test Compound

7-{4-[4-(2,3-Dichlorophenyl)-1-piperazinyl]-butoxy}-3,4-dihydrocarbostyryl (aripiprazole) was used as test compound.

##### 1.2 Reference Compounds

Serotonin (5-HT) and WAY-100635 (N-[2-[4-(2-methoxyphenyl)-1-piperazinyl]ethyl]-N-(2-pyridimyl)-cyclohexanecarboxamide, a 5-HT<sub>1A</sub> receptor antagonist, manufactured by RBI (Natick, MA) were used as reference compounds.

##### 1.3 Vehicle

Dimethyl sulfoxide (DMSO) manufactured by Sigma Chemical Co. (St. Louis, MO) was used as vehicle.

##### 1.4 Preparation of Test and Reference Compounds

Test compound was dissolved in 100% dimethyl

- 19 -

sulfoxide (DMSO) to yield 100  $\mu$ M stock solutions (final concentration of DMSO in all tubes containing test compound was 1%, v/v). All other reference compounds were prepared by the same method using double-distilled water rather than DMSO.

#### 1.5 Experimental Procedure for the [ $^{35}$ S]GTP $_{\gamma}$ S Binding Assay

Test and reference compounds were studied in triplicate at 10 different concentrations (0.01, 0.1, 1, 5, 10, 50, 100, 1000, 10000 and 50000 nM) for their effects upon basal [ $^{35}$ S]GTP $_{\gamma}$ S binding to h5-HT $_{1A}$  CHO cell membranes. Reactions were performed in 5 ml glass test tubes containing 8  $\mu$ l of test/reference drug mixed with 792  $\mu$ l of buffer (25 mM Tris HCl, 50 mM NaCl, 5 mM MgCl $_2$ , 0.1 mM EGTA, pH = 7.4) containing GDP (1  $\mu$ M), [ $^{35}$ S]GTP $_{\gamma}$ S (0.1 nM) and h5-HT $_{1A}$  CHO cell membranes (10  $\mu$ g protein/reaction; NEN Life Science Products, Boston, MA; catalog # CRM035, lot # 501-60024, GenBank # X13556). Reactions proceeded for 60 min at room temperature and were terminated by rapid filtration through Whatman GF/B filter paper, using a Brandel harvester and 4x3 ml ice-cold buffer washes.  $^{35}$ S radioactivity bound to the filter paper was measured using liquid scintillation counting (1272 Clinigamma, LKB/Wallach).

#### 1.6 Experimental Procedure to Determine the Binding Affinity of Test compound (aripiprazole) at the h5-HT $_{1A}$ Receptor

- 20 -

Test compound was studied in triplicate at 10 different concentrations (0.01, 0.1, 1, 10, 50, 100, 500, 1000, 5000 and 10000 nM) to determine its displacement of [<sup>3</sup>H]8-OH-DPAT (1 nM; NEN Life Sciences; catalog # NET 929, lot # 3406035, Specific Activity = 124.9 Ci/mmol) binding to h5-HT<sub>1A</sub> receptors in CHO cell membranes (15 - 20 µg protein; NEN Life Science Products, catalog # CRM035, lot # 501-60024). Membranes (396 µl) were incubated in 5 ml glass tubes containing [<sup>3</sup>H]8-OH-DPAT (396 µl), test compound or vehicle (8 µl) and buffer A (50 mM Tris.HCl, 10 mM MgSO<sub>4</sub>, 0.5 mM EDTA, 0.1% (w/v) ascorbic acid, pH = 7.4). All assays proceeded for 60 min at room temperature and were terminated by rapid filtration through Whatman GF/B filter paper (presoaked in buffer B; 50 mM Tris.HCl, pH = 7.4), using a Brandel harvester and 4x1 ml ice-cold washes with buffer B. Non-specific binding was determined in the presence of 10 µM (+)8-OH-DPAT.

#### 1.7 Parameters Determined

Serotonin (5-HT) is a full 5-HT<sub>1A</sub> receptor agonist which stimulates increases in basal [<sup>35</sup>S]GTP<sub>γ</sub>S binding to h5-HT<sub>1A</sub> receptors in recombinant CHO cell membranes. Test compound was studied at 10 concentrations to determine their effects upon basal [<sup>35</sup>S]GTP<sub>γ</sub>S binding relative to that produced by 10 µM 5-HT. The relative potency (EC<sub>50</sub>, 95% confidence interval) and intrinsic agonist activity (% of E<sub>max</sub> for 10 µM 5-HT) was calculated for each compound by computerized non-linear



- 21 -

regression analysis of complete concentration-effect data. The binding affinity of test compound at the h5-HT<sub>1A</sub> receptor was determined by its ability to prevent [3H]8-OH-DPAT binding to CHO cell membranes that express this receptor. Non-linear regression analysis of the competition binding data was used to calculate an inhibition constant (IC<sub>50</sub>, 95% confidence interval), which is the concentration of test compound that occupies half of the h5-HT<sub>1A</sub> sites specifically bound by [3H]8-OH-DPAT. The affinity of h5-HT<sub>1A</sub> receptors for test compound (K<sub>i</sub>, 95% confidence interval) was calculated by the equation,  $K_i = (IC_{50}) / (1 + ([^3H]8-OH-DPAT)/K_d)$ , where the K<sub>d</sub> for [3H]8-OH-DPAT at h5-HT<sub>1A</sub> = 0.69 nM (NEN Life Sciences). All estimates of drug binding affinity, potency and intrinsic efficacy at the h5-HT<sub>1A</sub> receptor were calculated using GraphPad Prism version 3.00 for Windows (GraphPad Software, San Diego, CA).

## 2. RESULTS

Test compound and 5-HT produced concentration-dependent increases above basal [<sup>35</sup>S]GTP<sub>γ</sub>S binding. 1% DMSO tested alone had no effect upon basal or drug-induced [<sup>35</sup>S]GTP<sub>γ</sub>S binding.

Test compound (EC<sub>50</sub> = 2.12 nM), 5-HT (EC<sub>50</sub> = 3.67 nM), potently stimulated basal [<sup>35</sup>S]GTP<sub>γ</sub>S binding. Potency and intrinsic agonist efficacy estimates were derived by non-linear regression analysis with correla-

- 22 -

tion coefficients ( $r^2$ ) > 0.98 in each case (Table 1).

Test compound exerted partial agonist efficacies in the 65 - 70% range. WAY-100635 produced no significant change (unpaired Student's t-test) in basal [ $^{35}$ S]GTP $_{\gamma}$ S binding at all concentrations tested (Table 1). WAY-100635 did, however, completely inhibit the effects of 5-HT and test compound upon [ $^{35}$ S]GTP $_{\gamma}$ S binding to h5-HT $_{1A}$  receptors in CHO cell membranes (Table 2). Tables 1 and 2 are shown below.

Test compound demonstrated high affinity binding to h5-HT $_{1A}$  receptors in CHO cell membranes ( $IC_{50}$  = 4.03 nM, 95% confidence interval = 2.67 to 6.08 nM;  $K_i$  = 1.65 nM, 95% confidence interval = 1.09 to 2.48 nM).

Table 1 Potency ( $EC_{50}$ ) and Intrinsic Agonist Efficacy ( $E_{max}$ ) of Test compound and Reference Drugs in a h5-HT $_{1A}$  [ $^{35}$ S]GTP $_{\gamma}$ S CHO-cell Membrane Binding Assay.

Drug	$EC_{50}$ , nM (95% Confidence Interval)	$E_{max}$ (% $\pm$ SEM)	Goodness of Fit ( $r^2$ )
Test Compound	2.12 (0.87 to 5.16)	68.13 $\pm$ 3.16	0.986
5-HT	3.67 (1.56 to 8.63)	98.35 $\pm$ 4.47	0.986
WAY-100635	-	-	-

- 23 -

Table 2 Inhibitory Potency ( $IC_{50}$ ) of WAY-100635 versus 1  $\mu$ M Concentration of 5-HT and Test compound in a h5-HT<sub>1A</sub> [<sup>35</sup>S]GTP <sub>$\gamma$</sub> S CHO-cell Membrane Binding Assay.

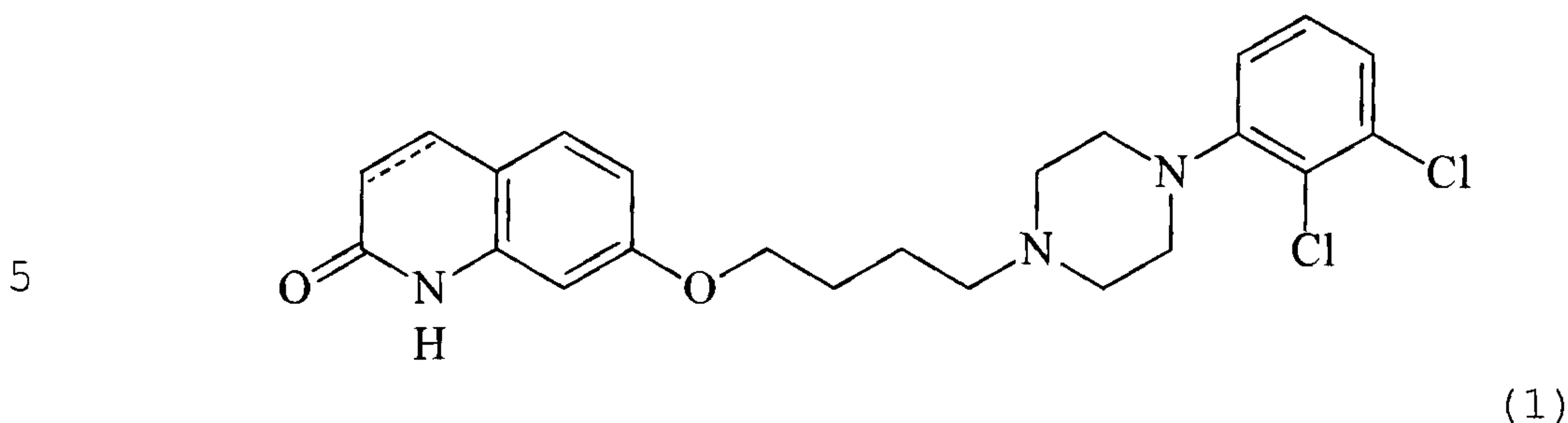
Drug Combination	WAY-100635 Inhibition Potency, $IC_{50}$ , nM (95% Confidence Interval)	Goodness of Fit ( $r^2$ )
5-HT + WAY-100635	217.1 (127.4 to 369.7)	0.988
Test compound + WAY-100635	392.2 (224.1 to 686.2)	0.989

25711-828

- 24 -

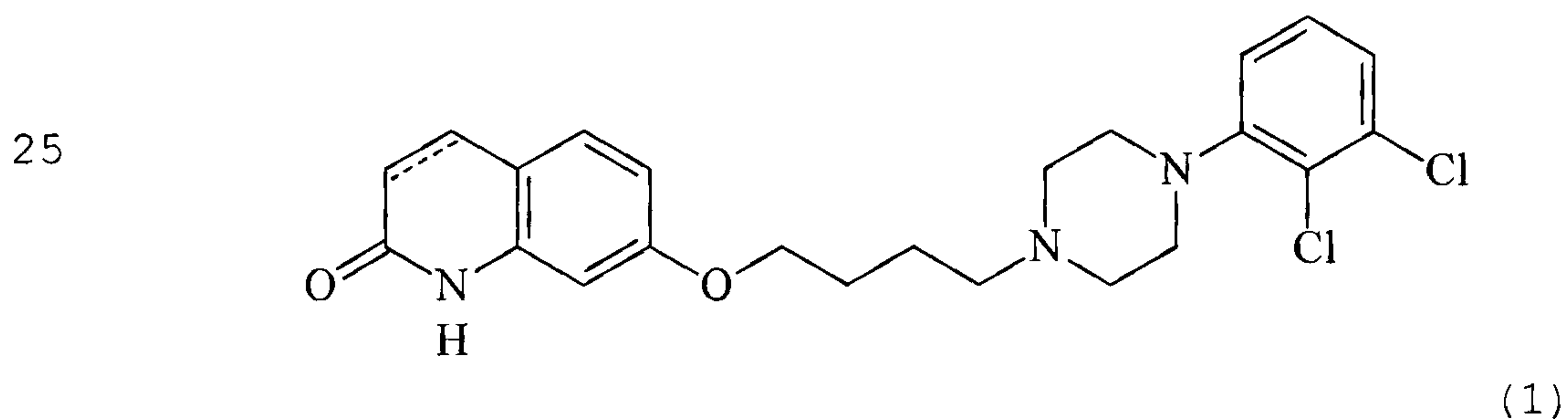
CLAIMS:

1. Use of a carbostyryl compound of the formula (1):



wherein the dotted line represents a single or a double bond, or a pharmaceutically acceptable salt or solvate thereof, for the production of a medicament effective in the treatment of a disorder of the central nervous system associated with 5-HT<sub>1A</sub> receptor subtype, selected from the group consisting of: (i) depression selected from the group consisting of endogenous depression, major depression, melancholia and treatment resistant depression; (ii) cognitive impairment; (iii) autism; (iv) Down's syndrome; (v) attention deficit hyperactivity disorder (ADHD); (vi) a neurodegenerative disease selected from the group consisting of Alzheimer's disease and Parkinson's disease; (vii) obsessive compulsive disorder (OCD); (viii) a sleep disorder; (ix) sexual dysfunction; (x) alcohol addiction; (xi) drug addiction; (xii) emesis; (xiii) motion sickness; (xiv) obesity; and (xv) migraine.

2. Use of a carbostyryl compound of the formula (1):





25711-828

- 25 -

wherein the dotted line represents a single or a double bond, or a pharmaceutically acceptable salt or solvate thereof, in the treatment of a disorder of the central nervous system associated with 5-HT<sub>1A</sub> receptor subtype,

5 selected from the group consisting of: (i) depression selected from the group consisting of endogenous depression, major depression, melancholia and treatment resistant depression; (ii) cognitive impairment; (iii) autism; (iv) Down's syndrome; (v) attention deficit hyperactivity

10 disorder (ADHD); (vi) a neurodegenerative disease selected from the group consisting of Alzheimer's disease and Parkinson's disease; (vii) obsessive compulsive disorder (OCD); (viii) a sleep disorder; (ix) sexual dysfunction; (x) alcohol addiction; (xi) drug addiction; (xii) emesis;

15 (xiii) motion sickness; (xiv) obesity; and (xv) migraine.

3. The use of claim 1 or 2, wherein the disorder is (i) depression selected from the group consisting of endogenous depression, major depression, melancholia and treatment-resistant depression.

20 4. The use of claim 3, wherein the disorder is major depression.

5. The use of claim 1 or 2, wherein the disorder is (ii) cognitive impairment.

6. The use of claim 5, wherein the cognitive

25 impairment is caused by Alzheimer's disease or Parkinson's disease.

7. The use of claim 1 or 2, wherein the disorder is (iii) autism.

25711-828

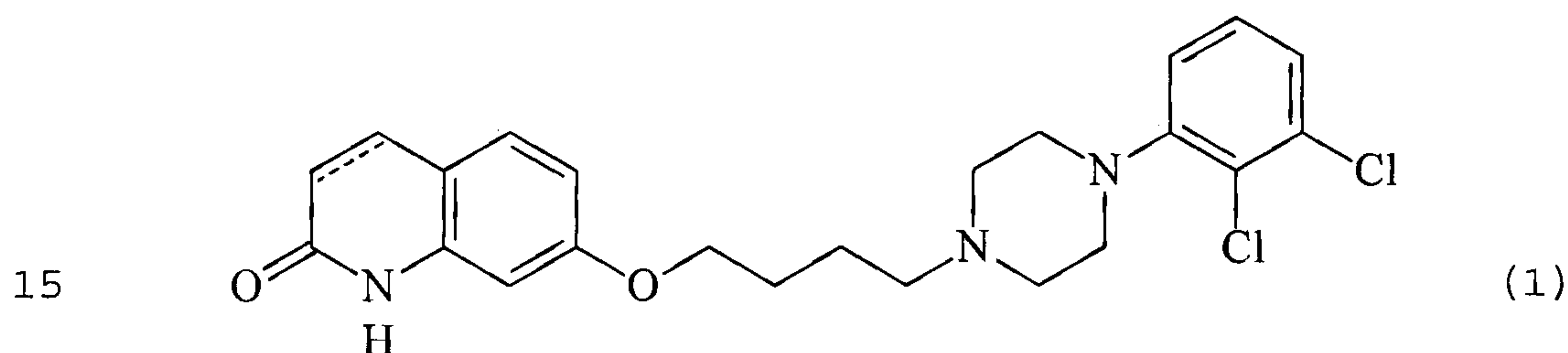
- 26 -

8. The use of claim 1 or 2, wherein the disorder is (iv) Down's syndrome or (v) attention deficit hyperactivity disorder (ADHD).

9. The use of claim 1 or 2, wherein the disorder is (vi) a neurodegenerative disease selected from the group consisting of Alzheimer's disease and Parkinson's disease.

10. The use of claim 1 or 2, wherein the disorder is (vii) obsessive compulsive disorder (OCD), (viii) a sleep disorder, (ix) sexual dysfunction, (x) alcohol addiction, (xi) drug addiction, (xii) emesis, (xiii) motion sickness, (xiv) obesity or (xv) migraine.

11. Use of a carbostyryl compound of the formula (1)

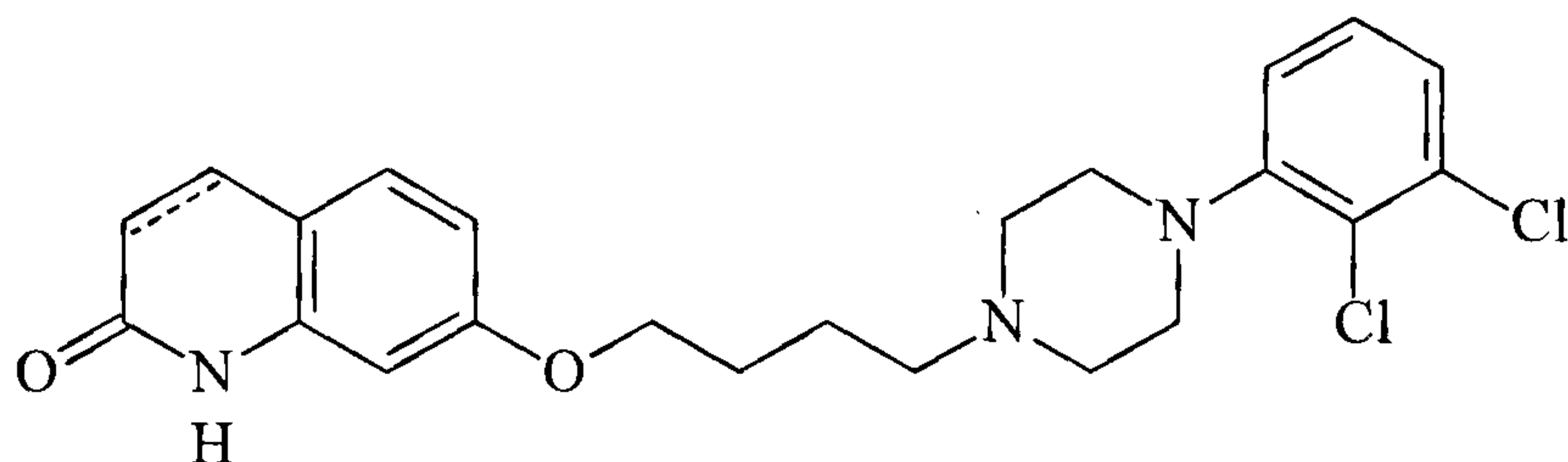


wherein the dotted line represents a single or a double bond, or a pharmaceutically acceptable salt or solvate thereof, for the production of a medicament effective in the treatment of a disorder of the central nervous system associated with 5-HT<sub>1A</sub> receptor subtype, selected from the group consisting of: (xvi) bipolar I disorder with most recent hypomanic, manic, mixed, depressed or unspecified episode; (xvii) bipolar II disorder with recurrent major depressive episodes with hypomanic episodes; and (xviii) cyclothymic disorder.

25711-828

- 27 -

12. Use of a carbostyryl compound of the formula (1)



wherein the dotted line represents a single or a double bond, or a pharmaceutically acceptable salt or solvate thereof, in the treatment of a disorder of the central nervous system associated with 5-HT<sub>1A</sub> receptor subtype, selected from the group consisting of: (xvi) bipolar I disorder with most recent hypomanic, manic, mixed, depressed or unspecified episode; (xvii) bipolar II disorder with recurrent major depressive episodes with hypomanic episodes; and (xviii) cyclothymic disorder.

13. The use of claim 11 or 12, wherein the disorder is (xvi) bipolar I disorder with most recent hypomanic, manic, mixed, depressed or unspecified episode.

14. The use of claim 13, wherein the disorder is bipolar I disorder with most recent episode of manic or mixed episodes.

15. The use of claim 11 or 12, wherein the disorder is (xvii) bipolar II disorder with recurrent major depressive episodes with hypomanic episodes.

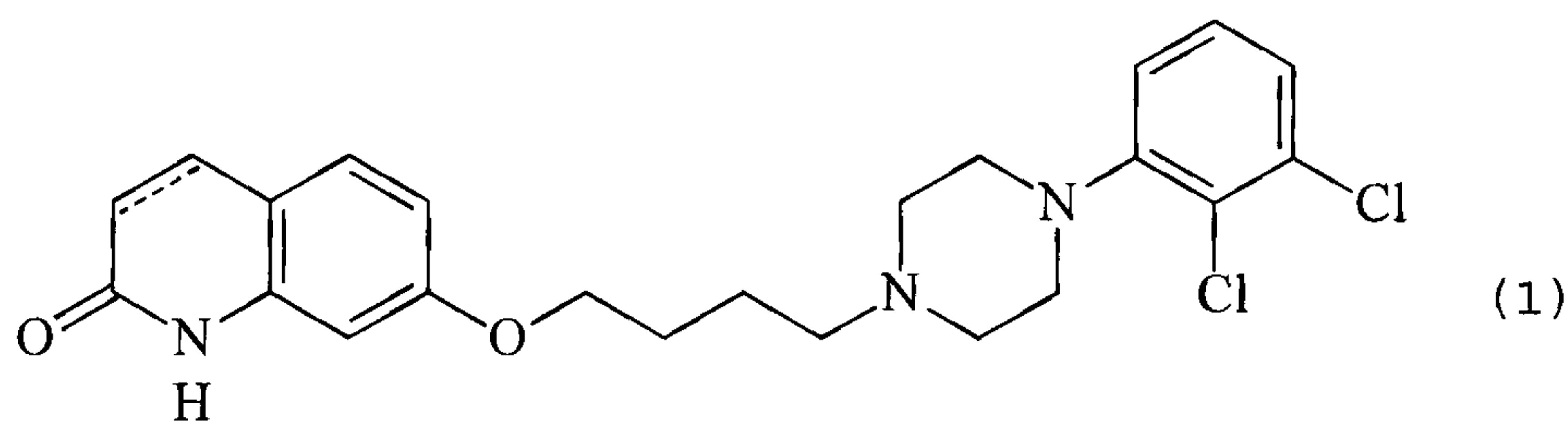
16. The use of any one of claims 1 to 15, wherein the carbostyryl compound is 7-{4-[4-(2,3-dichlorophenyl)-1-piperazinyl]butoxy}-3,4-dihydrocarbostyryl.



25711-828

- 28 -

17. A carbostyrl compound of the formula (1):



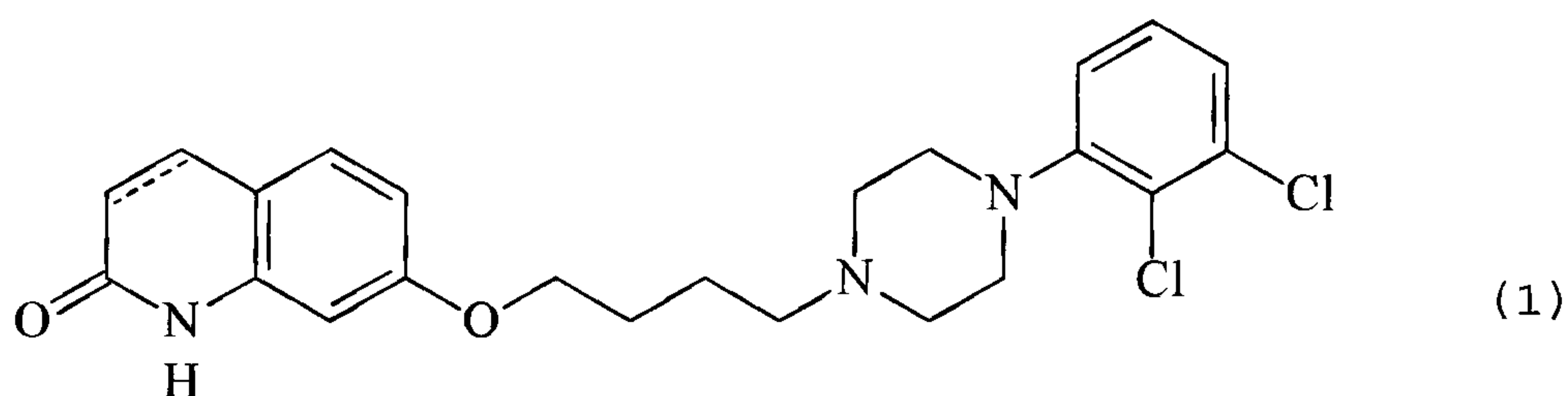
5

wherein the dotted line represents a single or a double bond, or a pharmaceutically acceptable salt or solvate thereof, for use in the production of a medicament effective in the treatment of a disorder as defined in any one of

10 claims 1 and 3 to 15.

18. The compound 7-{4-[4-(2,3-dichlorophenyl)-1-piperazinyl]butoxy}-3,4-dihydrocarbostyrl, for use in the production of a medicament effective in the treatment of a disorder as defined in any one of claims 1 and 3 to 15.

15 19. A carbostyrl compound of the formula (1):



20 wherein the dotted line represents a single or a double bond, or a pharmaceutically acceptable salt or solvate thereof, for use in the treatment of a disorder as defined in any one of claims 1 and 3 to 15.

20. The compound 7-{4-[4-(2,3-dichlorophenyl)-1-piperazinyl]butoxy}-3,4-dihydrocarbostyrl, for use in the

25



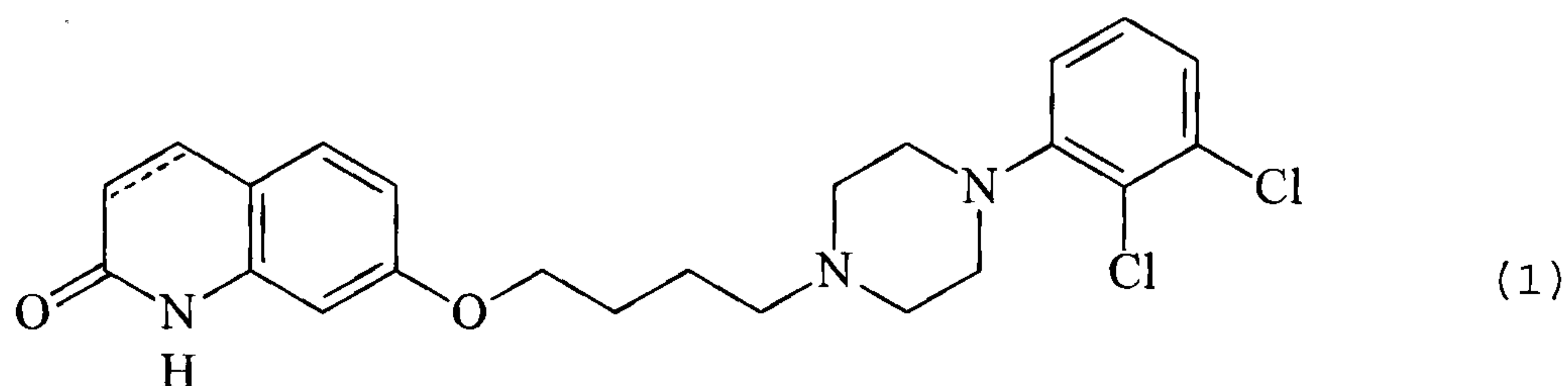
25711-828

- 29 -

treatment of a disorder as defined in any one of claims 1 and 3 to 15.

21. A commercial package comprising a carbostyryl compound of the formula (1):

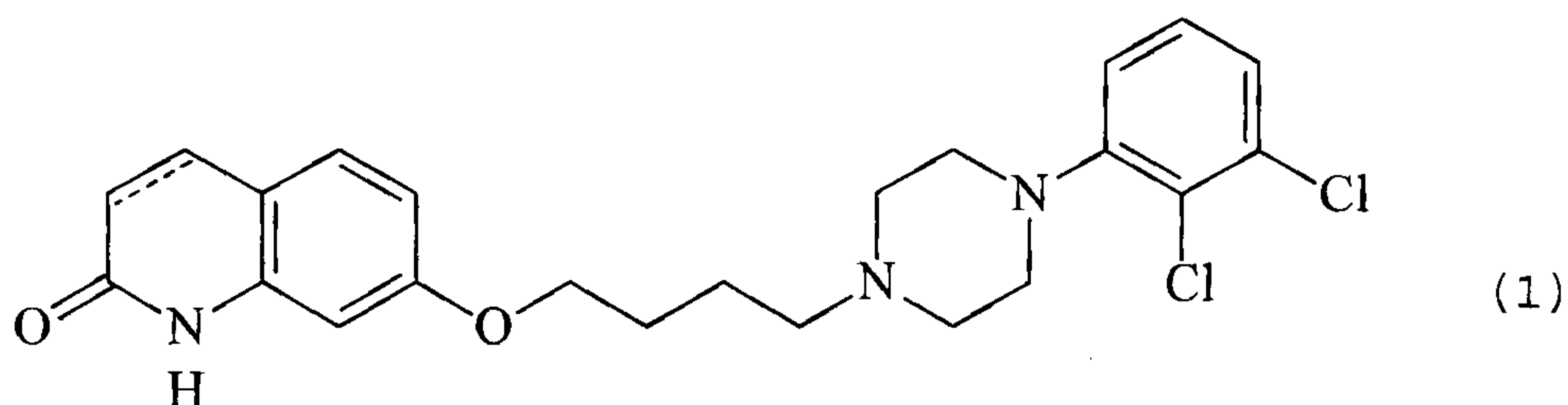
5



wherein the dotted line represents a single or a double  
10 bond, or a pharmaceutically acceptable salt or solvate thereof, and associated therewith instructions for the use thereof in the treatment of a disorder as defined in any one of claims 1 and 3 to 15.

22. A commercial package comprising the compound 7-{4-[4-(2,3-dichlorophenyl)-1-piperazinyl]butoxy}-3,4-dihydrocarbostyryl, and associated therewith instructions for the use thereof in the treatment of a disorder as defined in any one of claims 1 and 3 to 15.

23. A pharmaceutical composition comprising a  
20 carbostyryl compound of the formula (I):



25711-828

- 30 -

wherein the dotted line represents a single or a double bond, or a pharmaceutically acceptable salt or solvate thereof, and an acceptable diluent or excipient,

for use in the treatment of a disorder of the central nervous system associated with 5-HT<sub>1A</sub> receptor subtype, selected from the group consisting of: (i) depression selected from the group consisting of endogenous depression, major depression, melancholia and treatment resistant depression; (ii) cognitive impairment; (iii) autism; (iv) Down's syndrome; (v) attention deficit hyperactivity disorder (ADHD); (vi) a neurodegenerative disease selected from the group consisting of Alzheimer's disease and Parkinson's disease; (vii) obsessive compulsive disorder (OCD); (viii) a sleep disorder; (ix) sexual dysfunction; (x) alcohol addiction; (xi) drug addiction; (xii) emesis; (xiii) motion sickness; (xiv) obesity; and (xv) migraine.

24. A pharmaceutical composition comprising the compound 7-{4-[4-(2,3-dichlorophenyl)-1-piperazinyl]butoxy}-3,4-dihydrocarbostyrl, and an acceptable diluent or excipient,

for use in the treatment of a disorder of the central nervous system associated with 5-HT<sub>1A</sub> receptor subtype, selected from the group consisting of: (i) depression selected from the group consisting of endogenous depression, major depression, melancholia and treatment resistant depression; (ii) cognitive impairment; (iii) autism; (iv) Down's syndrome; (v) attention deficit hyperactivity disorder (ADHD); (vi) a neurodegenerative disease selected from the group consisting of Alzheimer's disease and Parkinson's disease; (vii) obsessive compulsive disorder (OCD); (viii) a sleep disorder; (ix) sexual dysfunction;

25711-828

- 31 -

(x) alcohol addiction; (xi) drug addiction; (xii) emesis; (xiii) motion sickness; (xiv) obesity; and (xv) migraine.

25. The pharmaceutical composition of claim 23 or 24, wherein the disorder is (i) depression selected from the  
5 group consisting of endogenous depression, major depression, melancholia and treatment-resistant depression.

26. The pharmaceutical composition of claim 25, wherein the disorder is major depression.

27. The pharmaceutical composition of claim 23 or 24,  
10 wherein the disorder is (ii) cognitive impairment.

28. The pharmaceutical composition of claim 23 or 24, wherein the cognitive impairment is caused by Alzheimer's disease or Parkinson's disease.

29. The pharmaceutical composition of claim 23 or 24,  
15 wherein the disorder is (iii) autism.

30. The pharmaceutical composition of claim 23 or 24, wherein the disorder is (iv) Down's syndrome or (v) attention deficit hyperactivity disorder.

31. The pharmaceutical composition of claim 23 or 24,  
20 wherein the disorder is (vi) a neurodegenerative disease selected from the group consisting of Alzheimer's disease and Parkinson's disease.

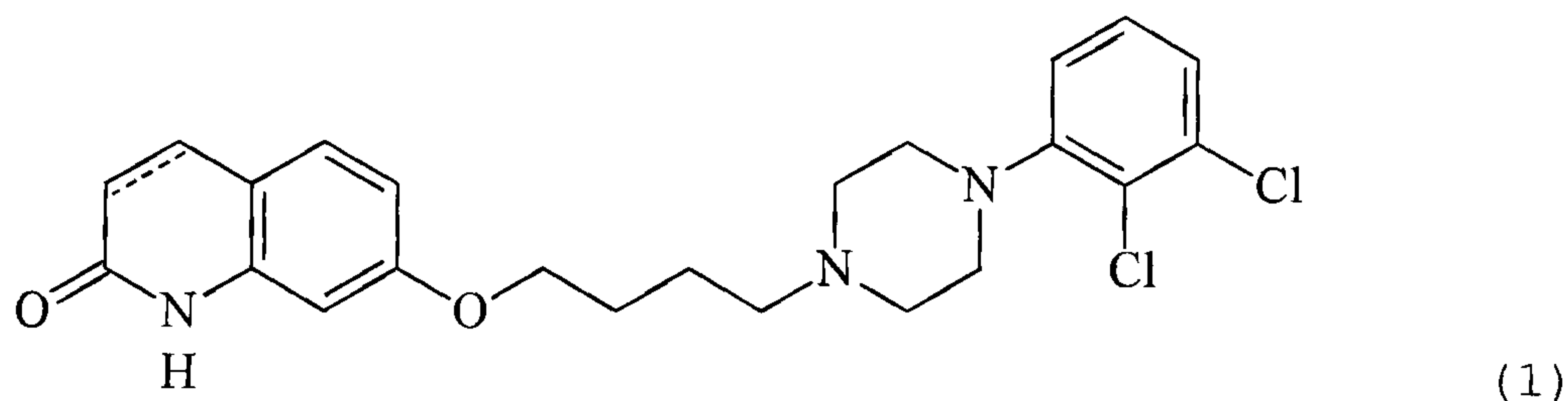
32. The pharmaceutical composition of claim 23 or 24, wherein the disorder is (vii) obsessive compulsive disorder  
25 (OCD), (viii) a sleep disorder, (ix) sexual dysfunction, (x) alcohol addiction, (xi) drug addiction, (xii) emesis, (xiii) motion sickness, (xiv) obesity or (xv) migraine.

33. A pharmaceutical composition comprising a carbostyryl compound of the formula (I):



25711-828

- 32 -



5 wherein the dotted line represents a single or a double bond, or a pharmaceutically acceptable salt or solvate thereof, and an acceptable diluent or excipient,

for use in the treatment of a disorder of the central nervous system associated with 5-HT<sub>1A</sub> receptor subtype,  
 10 selected from the group consisting of: (xvi) bipolar I disorder with most recent hypomanic, manic, mixed, depressed or unspecified episode; (xvii) bipolar II disorder with recurrent major depressive episodes with hypomanic episodes; and (xviii) cyclothymic disorder.

15 34. A pharmaceutical composition comprising the compound 7-{4-[4-(2,3-dichlorophenyl)-1-piperazinyl]butoxy}-3,4-dihydrocarbostyril, and an acceptable diluent or excipient,

for use in the treatment of a disorder of the central nervous system associated with 5-HT<sub>1A</sub> receptor subtype,  
 20 selected from the group consisting of: (xvi) bipolar I disorder with most recent hypomanic, manic, mixed, depressed or unspecified episode; (xvii) bipolar II disorder with recurrent major depressive episodes with hypomanic episodes;  
 25 and (xviii) cyclothymic disorder.

35. The pharmaceutical composition of claim 33 or 34, wherein the disorder is (xvi) bipolar I disorder with most recent hypomanic, manic, mixed, depressed or unspecified episode.

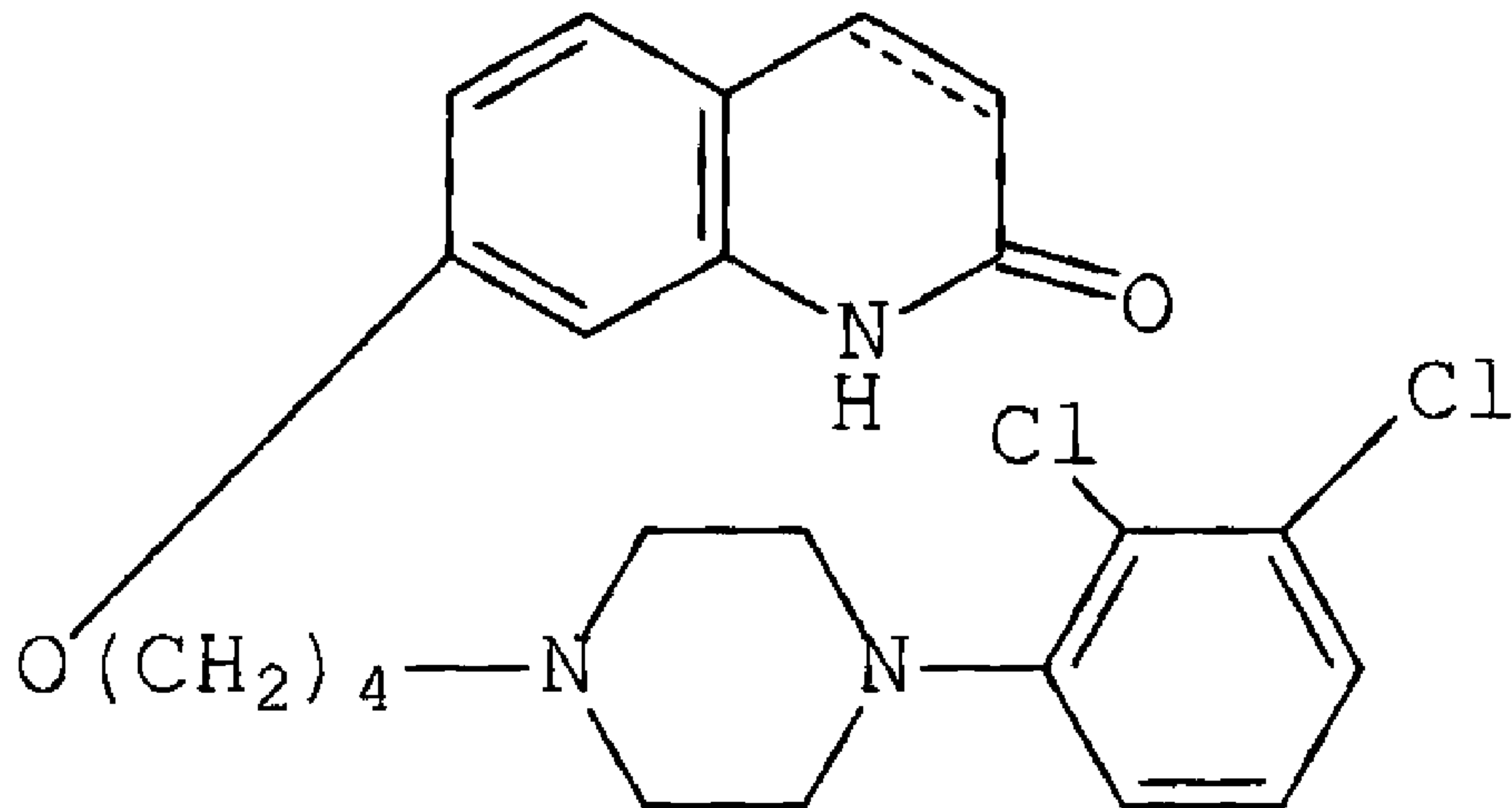


25711-828

- 33 -

36. The pharmaceutical composition of claim 35,  
wherein the disorder is bipolar I disorder with most recent  
episode of manic or mixed episodes.

37. The pharmaceutical composition of claim 33 or 34,  
5 wherein the disorder is (xvii) bipolar II disorder with  
recurrent major depressive episodes with hypomanic episodes.



(1)