



US00D784145S

(12) **United States Design Patent**
Robinson, II

(10) **Patent No.:** **US D784,145 S**

(45) **Date of Patent:** **** Apr. 18, 2017**

(54) **CONTAINER**

(71) Applicant: **COLGATE-PALMOLIVE COMPANY**, New York, NY (US)

(72) Inventor: **Michael Paul Robinson, II**, Brooklyn, NY (US)

(73) Assignee: **Colgate-Palmolive Company**, New York, NY (US)

(**) Term: **15 Years**

(21) Appl. No.: **29/548,640**

(22) Filed: **Dec. 15, 2015**

(51) **LOC (10) Cl.** **09-01**

(52) **U.S. Cl.**

USPC **D9/543**; D9/570; D9/575

(58) **Field of Classification Search**

USPC D9/300, 318, 432, 447-448, 500, D9/502-504, 516, 520, 522, 523, 526, D9/528, 529, 530, 531, 533, 537, D9/538-540, 541-545, 549, 550-552, D9/556-559, 560, 563-565, 569, D9/570-575, 652, 682, 685-686, 715, D9/719; 215/379, 381-385, 387, 396, 215/398; 220/660, 662, 666, 669-675

CPC B65D 1/02; B65D 1/023; B65D 1/0261; B65D 1/44; B65D 11/20; B65D 11/22; B65D 11/24; B65D 11/26; B65D 11/28; B65D 1/0223; B65D 23/10; B65D 2501/0018; B65D 25/2897; B65D 25/32; B65D 1/40; B65D 23/102; B65D 2501/0081; B29L 2031/715

See application file for complete search history.

(56) **References Cited**

U.S. PATENT DOCUMENTS

D80,777 S 3/1930 Carr
D221,619 S * 8/1971 Horne et al. D9/529

D300,208 S 3/1989 Vazquez
D305,980 S 2/1990 Binder
D334,713 S * 4/1993 Segati D9/523
D383,070 S 9/1997 Workman
D419,864 S 2/2000 Kuzma
D462,273 S * 9/2002 Crawford D9/542
D470,775 S * 2/2003 Zaksenberg D9/543
D482,625 S 11/2003 Crawford
D545,683 S 7/2007 Wong
D558,053 S 12/2007 Lake et al.
D565,415 S 4/2008 Lablaine
D600,129 S 9/2009 Lepoitevin
D617,201 S 6/2010 Holmes
D619,461 S * 7/2010 Cummings D9/516

(Continued)

FOREIGN PATENT DOCUMENTS

AU 340040 10/2011
BR DI6503013-3 8/2005

(Continued)

Primary Examiner — Catherine Tuttle
Assistant Examiner — Mary Malley

(57)

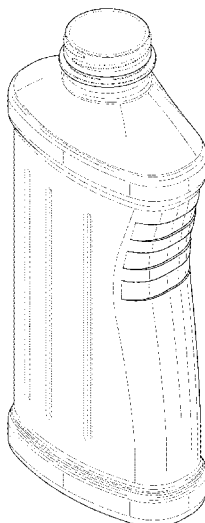
CLAIM

The ornamental design for a container, as shown and described.

DESCRIPTION

FIG. 1 is a right front perspective view of a container according to the new design;
FIG. 2 is a front elevational view thereof;
FIG. 3 is a rear elevational view thereof;
FIG. 4 is a right side elevational view thereof;
FIG. 5 is a left side elevational view thereof;
FIG. 6 is a top plan view thereof; and,
FIG. 7 is a bottom plan view thereof.
The broken lines shown in the drawings are included for the purpose of illustrating environmental structure and form no part of the claimed design.

1 Claim, 5 Drawing Sheets



(56)

References Cited

FOREIGN PATENT DOCUMENTS

U.S. PATENT DOCUMENTS

D622,595 S * 8/2010 Rousselet D9/526
 D624,423 S * 9/2010 Kissinger D9/516
 D643,732 S 8/2011 Cummings et al.
 D643,738 S * 8/2011 Cummings D9/563
 D645,757 S * 9/2011 Milhem D9/543
 D650,284 S * 12/2011 Schriener D9/449
 D650,687 S 12/2011 Schriener
 D651,093 S 12/2011 Van Rens
 D679,142 S 4/2013 Allen
 D679,189 S 4/2013 Miiller
 D691,053 S 10/2013 Garcia
 D739,748 S 9/2015 Van Wetten
 D740,673 S * 10/2015 Corradini D9/445
 D758,877 S 6/2016 Vaughn-Batiz
 D770,902 S 11/2016 Vaughn-Batiz
 2006/0283888 A1 * 12/2006 Kinscherf B65D 1/0223
 222/192
 2012/0103929 A1 * 5/2012 Fontana B65D 1/0223
 215/382

BR DI6805345-2 12/2008
 BR DI6805414-9 12/2008
 BR DI7004492-9 * 3/2011
 BR 302012004064-7 8/2012
 BR 302012005237-8 10/2012
 CN 301401276 * 12/2010
 CN 301543911 * 5/2011
 CN 302131934 * 10/2012
 CN 302229561 * 12/2012
 CN 302834185 * 6/2014
 CN 303674872 * 5/2016
 EM 002021030-0001 * 4/2012
 EP EM001049910-0003 12/2008
 EP EM001049910-0004 12/2008
 EP EM001049910-0005 12/2008
 EP EM001808833-0001 1/2011
 EP EM001808833-0002 1/2011
 EP PT3365-0001 9/2013
 MX PA/f/2005/001212 8/2005
 MX 31261 10/2008
 MX /f/0211/000645 2/2011

* cited by examiner

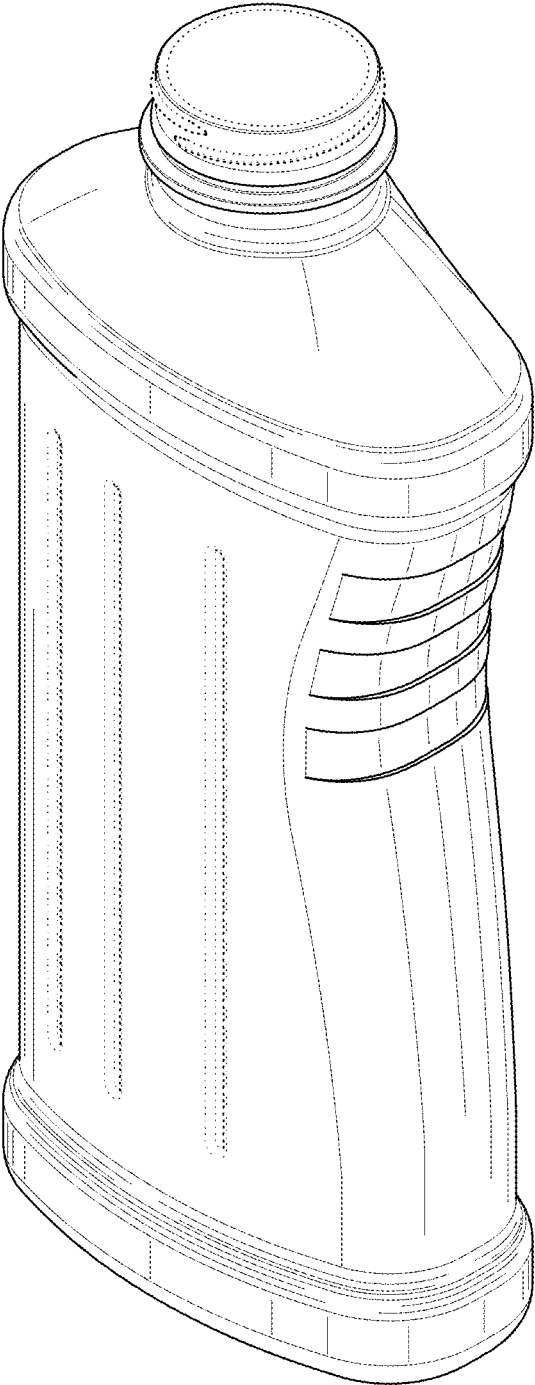


FIG. 1

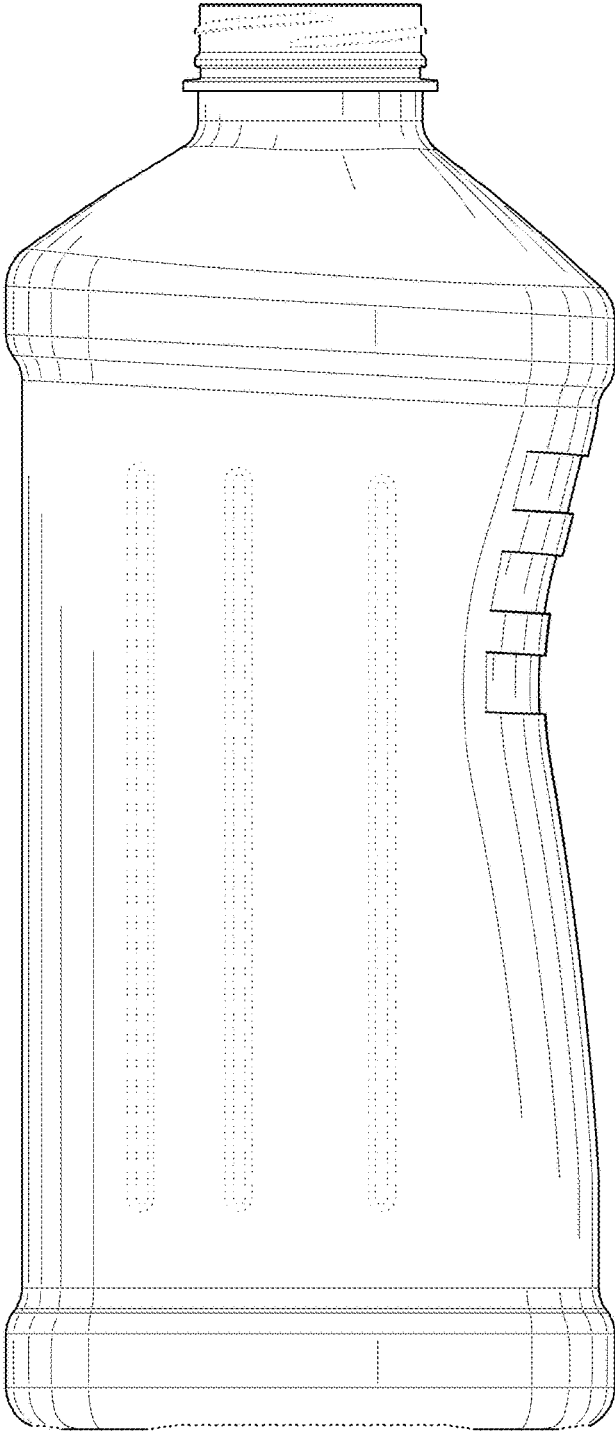


FIG. 2

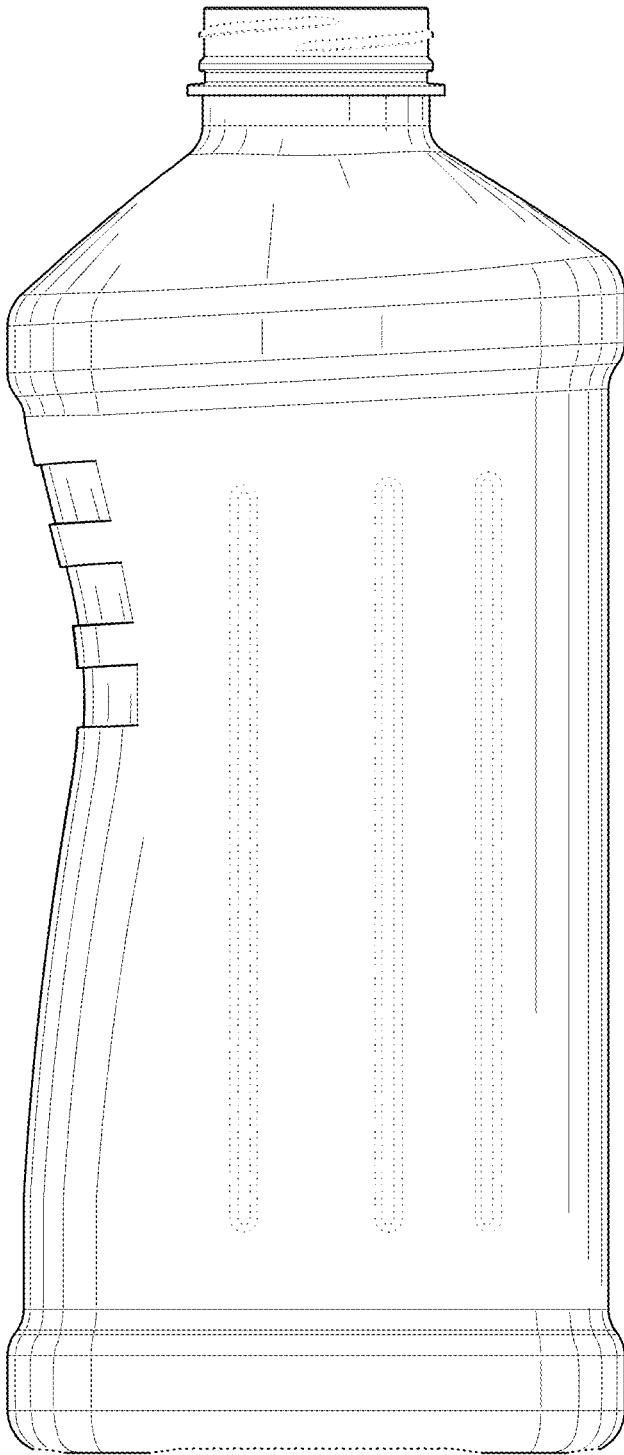


FIG. 3

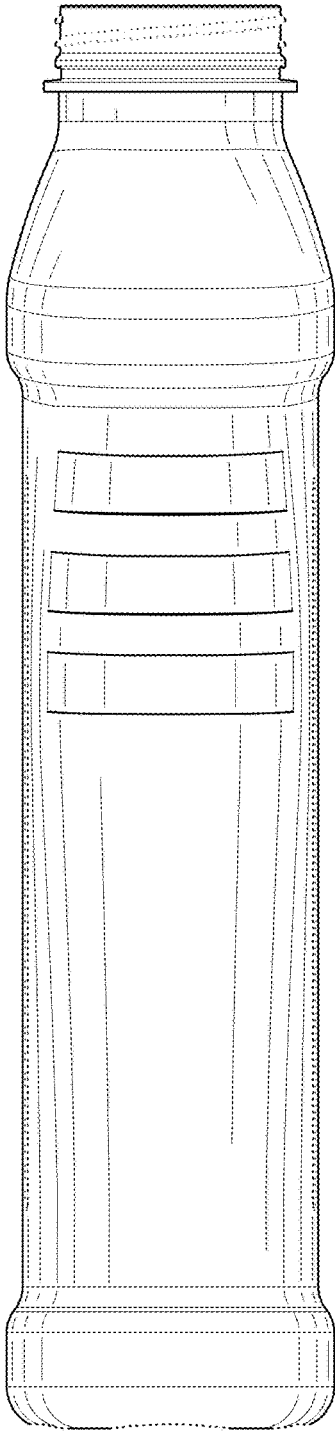


FIG. 4

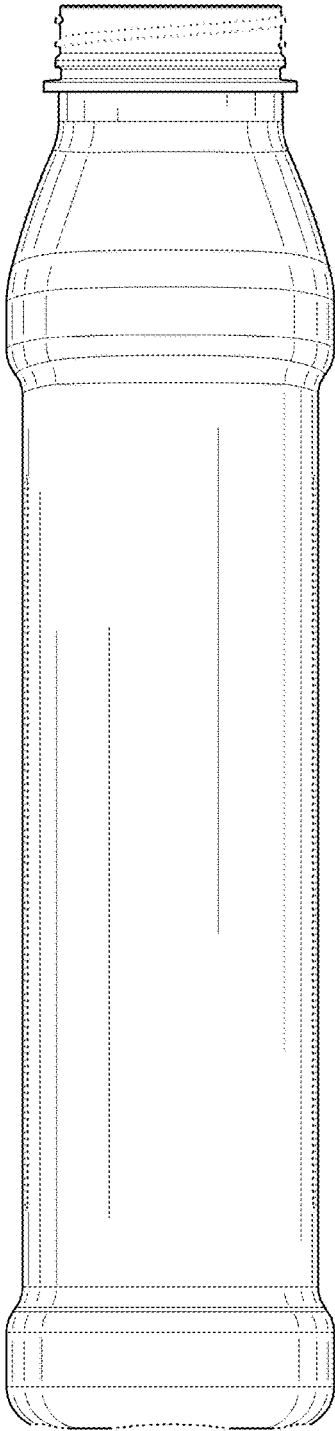


FIG. 5

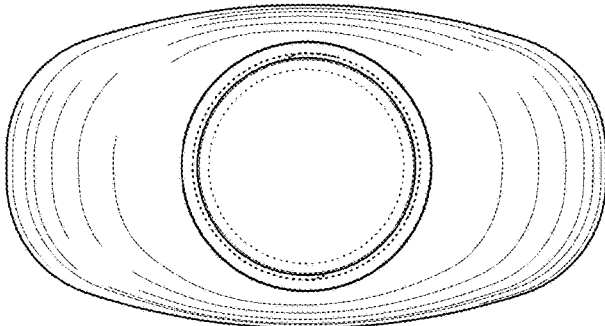


FIG. 6

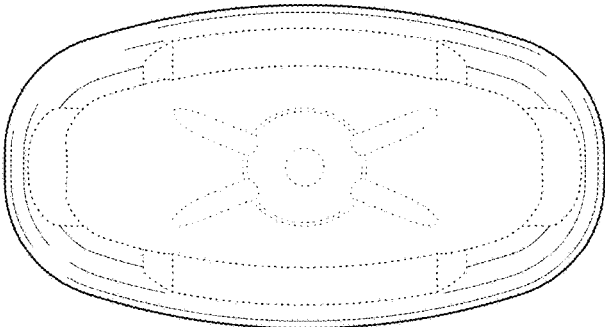


FIG. 7