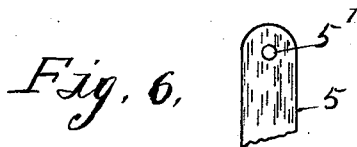
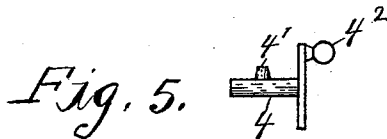
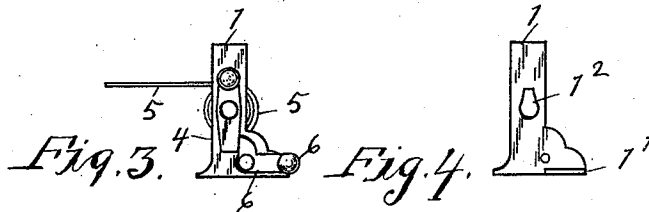
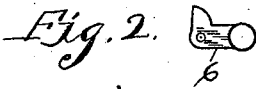
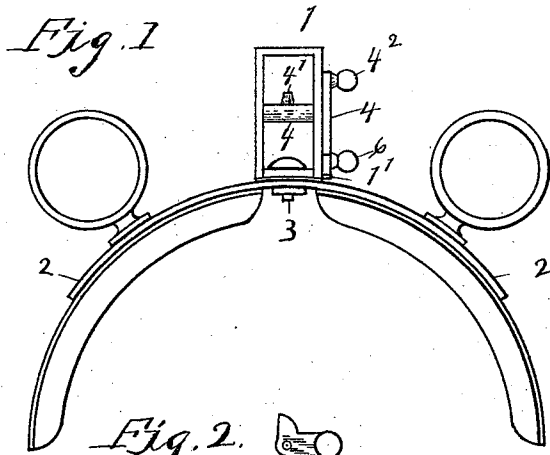


(No Model.)

C. L. LEONARD.
OVERCHECK REIN HOLDER.

No. 527,796.

Patented Oct. 23, 1894.



WITNESSES:

Jacob Burr
J. M. Killis

INVENTOR

Cassell Le Leonard

BY

Oliver W. Penner

ATTORNEY.

UNITED STATES PATENT OFFICE.

CASWELL LEE LEONARD, OF VEEDERSBURG, INDIANA, ASSIGNOR OF ONE-HALF TO JACOB FURR, OF SAME PLACE.

OVERCHECK-REIN HOLDER.

SPECIFICATION forming part of Letters Patent No. 527,796, dated October 23, 1894.

Application filed July 21, 1894. Serial No. 518,179. (No model.)

To all whom it may concern:

Be it known that I, CASWELL LEE LEONARD, a citizen of the United States, residing at Veedersburg, in the county of Fountain and State of Indiana, have invented a new and useful Overcheck-Rein Holder, of which the following is a specification.

My invention refers particularly to a new and useful over check-rein-holder for driving harness and has for its object the production of a useful metallic check-rein-holder for shortening or taking up a check-rein by winding its free end around a revoluble T-shaft and consists of the peculiar construction fully pointed out in the following description and claim.

Referring to the accompanying drawings, Figure 1 is a front elevation of the holder securely bolted to the harness back-band. Fig. 2 is a side view of the overbalanced pivoted pawl. Fig. 3 is a side elevation of my invention complete. Fig. 4 is a side elevation of the rectangular frame. Fig. 5 is a detail view of the revoluble T-shaft. Fig. 6 is a view showing the free end of the over-check-rein.

Like numbers of reference indicate corresponding parts throughout the several views.

1 is a rectangular metallic frame securely bolted to the harness back-band 2 by a through bolt 3, and provided with the revoluble T-shaft 4 having a small horn 4' standing out from about the longitudinal center of said shaft for hooking in a suitable opening 5' of the free end of the over-check-rein 5 as shown in Fig. 6 so as to wind said check-rein around the T-shaft 4 as shown in Fig. 3 for shortening or lengthening it as may be desired.

4² is a thumb stud whereby the T-shaft is revolved in either direction.

6 is an overbalanced pawl for catching the ends of the T-shaft 4 revolving over it to hold the check-rein when wound up at the desired length.

1' is a flange at the side of the rectangular frame upon which rests the overbalanced end 6 of the pivoted pawl.

1² is a suitable reciprocal opening in the rectangular frame for allowing the revoluble T-shaft to be inserted end-wise into said frame.

It is commonly known that the over-check-rein is securely fixed to the bridle and that its free end is hooked in some manner to the harness back-band and the rein lengthened or shortened by the use of a buckle, while with my invention the free end of the over-check-rein is hooked over the small horn of the revoluble T-shaft which is turned in the proper direction to wind the rein around the shaft as shown in Fig. 3, for lengthening or shortening the rein as may be desired.

Having thus fully described my invention and shown the operation thereof, what I claim as new, and desire to secure by Letters Patent, is—

An over-check-rein holder for driving harness adapted to be rigidly mounted upon the harness back-band the same comprising a rectangular metallic frame securely bolted to the harness back-band, and provided with suitable reciprocal openings for the revoluble T-shaft and a flange at the side thereof forming a base for the overbalanced end of the pivoted pawl, a revoluble T-shaft having a small horn standing out from about its longitudinal center, and adapted to be hooked in a suitable opening in the free end of the check-rein so as to wind the check-rein around the revoluble T-shaft to lengthen or shorten said rein as may be desired by turning said shaft in the proper direction, and an over-balanced pivoted pawl mounted at the side of the rectangular frame adapted to catch the ends of the T-shaft in revolving over it so as to hold the check-rein at the desired length, substantially as specified.

CASWELL LEE LEONARD.

Witnesses:

JACOB FURR,
J. M. WILLIS.