



US00D700899S

(12) **United States Design Patent**
Corbin et al.

(10) **Patent No.:** **US D700,899 S**

(45) **Date of Patent:** **** *Mar. 11, 2014**

(54) **COMPONENT OF AN ELECTRONIC DEVICE**

(75) Inventors: **Sean Stewart Corbin**, Cupertino, CA (US); **Brianna Celeste Wilson Green**, East Palo Alto, CA (US); **Stephen McClure**, San Francisco, CA (US); **Alex Chun Lap Yeung**, South San Francisco, CA (US)

(73) Assignee: **Apple Inc.**, Cupertino, CA (US)

(*) Notice: This patent is subject to a terminal disclaimer.

(**) Term: **14 Years**

(21) Appl. No.: **29/432,386**

(22) Filed: **Sep. 14, 2012**

Related U.S. Application Data

(63) Continuation of application No. 29/385,795, filed on Feb. 18, 2011, now Pat. No. Des. 673,515.

(51) **LOC (10) Cl.** **13-03**

(52) **U.S. Cl.**
USPC **D13/182**

(58) **Field of Classification Search**
USPC D13/182; D14/436; 29/829, 843; 174/250, 254, 265; 361/679.01, 361/679.31, 719, 720, 736, 748, 752, 756, 361/760, 761, 773

See application file for complete search history.

(56) **References Cited**

U.S. PATENT DOCUMENTS

5,206,792 A	4/1993	Reynolds	
6,104,613 A	8/2000	Urda et al.	
6,235,995 B1	5/2001	Cheng et al.	
6,479,755 B1	11/2002	Kim et al.	
D508,681 S	8/2005	Enderlein et al.	
7,052,296 B2	5/2006	Yang et al.	
D525,213 S	7/2006	Enderlein et al.	
7,492,596 B1	2/2009	Peng et al.	
7,583,505 B2	9/2009	Wakabayashi et al.	
D637,157 S	5/2011	Andre et al.	
D637,192 S	5/2011	Andre et al.	
D637,193 S	5/2011	Andre et al.	
8,243,450 B2	8/2012	Takeguchi et al.	
D673,515 S *	1/2013	Corbin et al.	D13/182
2010/0126760 A1	5/2010	Ishikawa	

* cited by examiner

Primary Examiner — Selina Sikder

(74) *Attorney, Agent, or Firm* — Sterne, Kessler, Goldstein & Fox P.L.L.C.

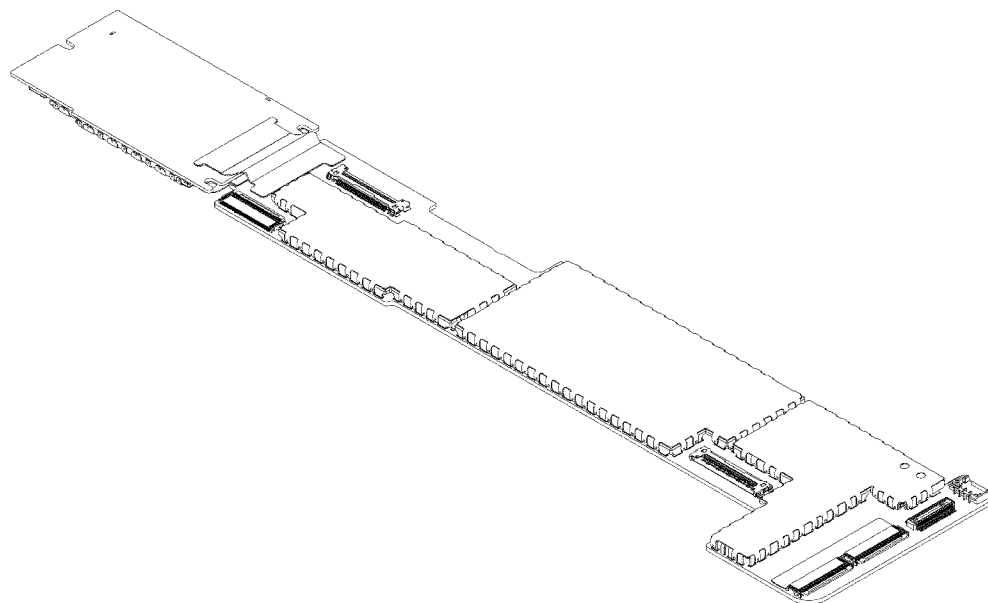
CLAIM

(57) The ornamental design for a component of an electronic device, as shown and described.

DESCRIPTION

FIG. 1 is a top front perspective view of a component of an electronic device showing our new design; FIG. 2 is a front view thereof; FIG. 3 is a rear view thereof; FIG. 4 is a left side view thereof; FIG. 5 is a right side view thereof; FIG. 6 is a top view thereof; and, FIG. 7 is a bottom view thereof.

1 Claim, 5 Drawing Sheets



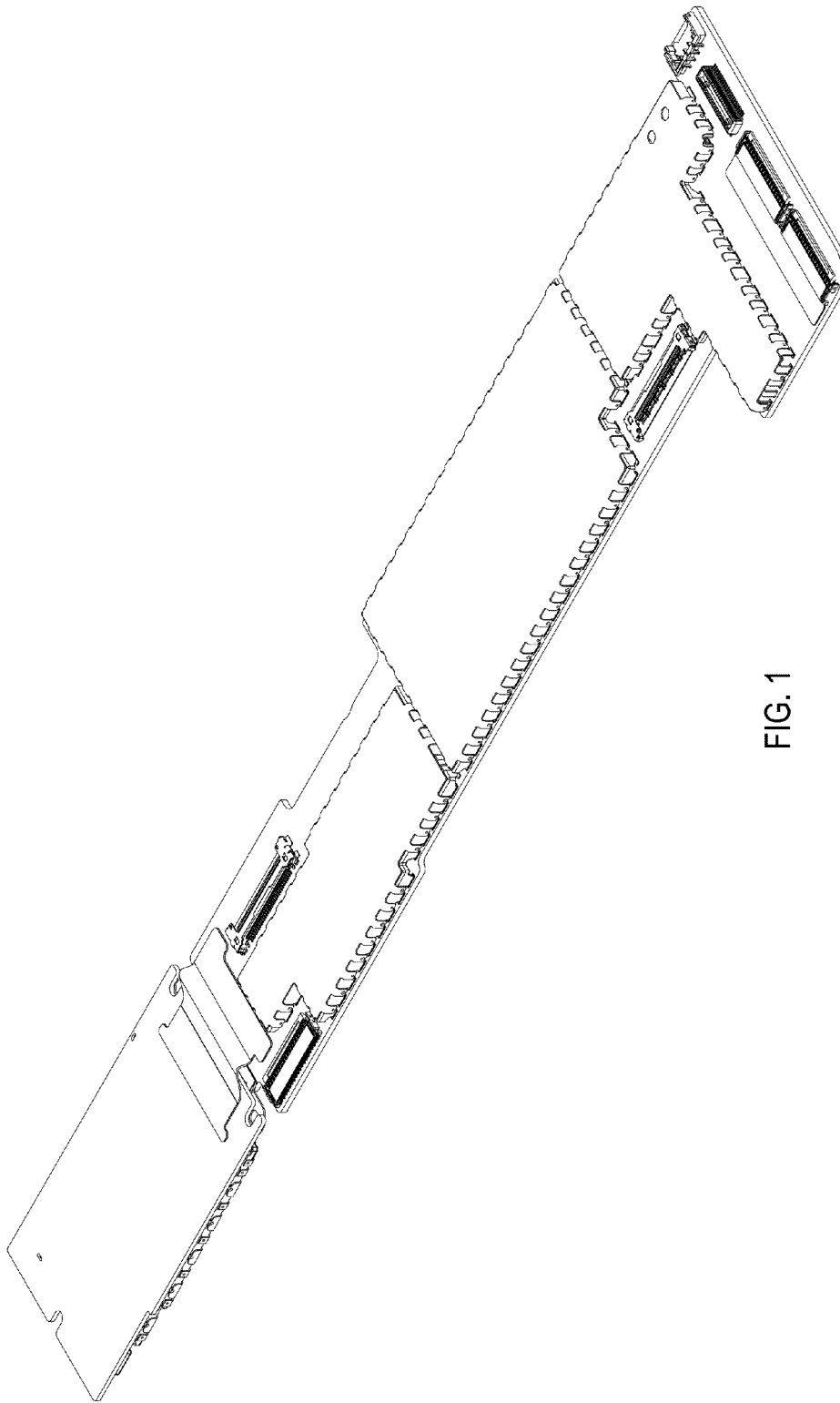


FIG. 1

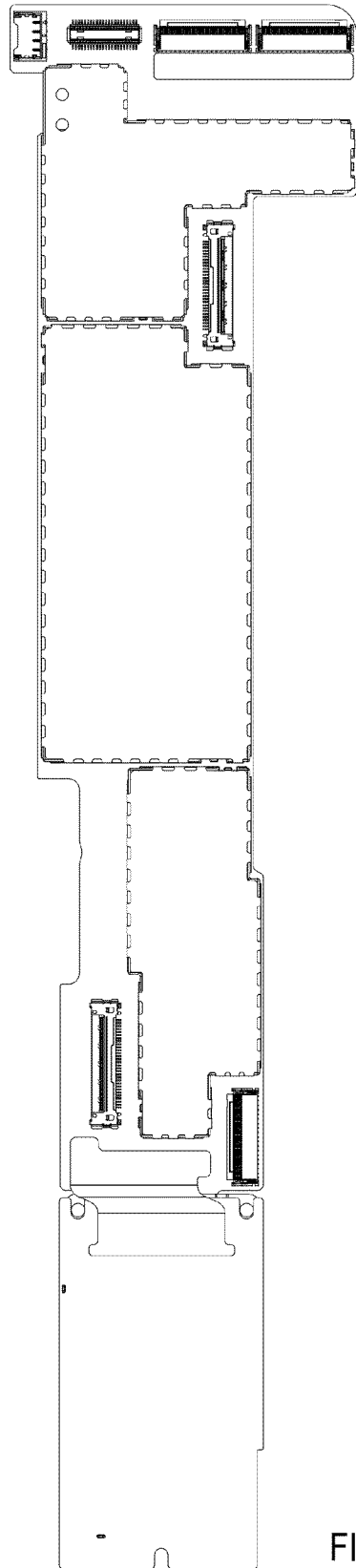


FIG. 2

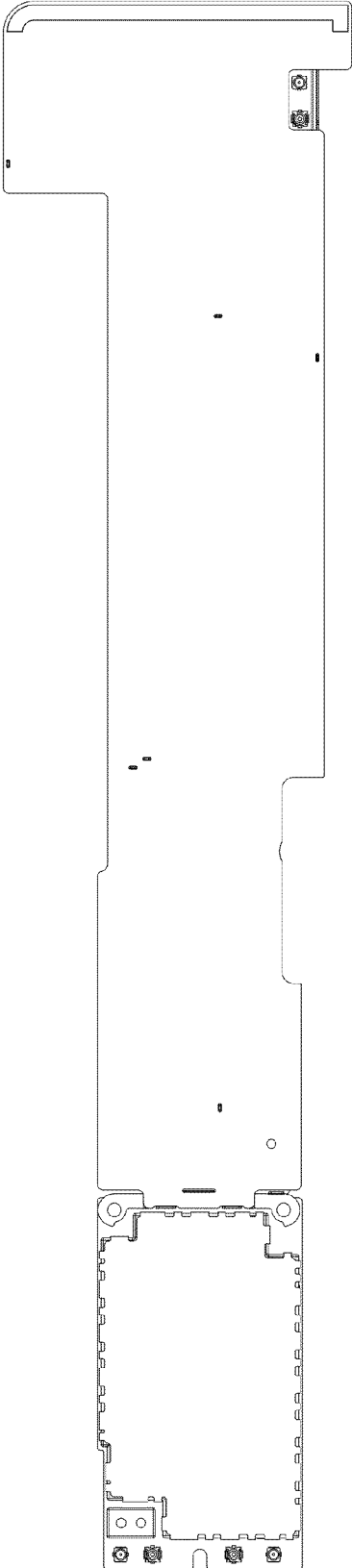


FIG. 3



FIG. 4



FIG. 5

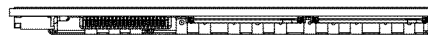


FIG. 6

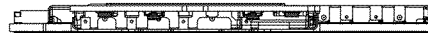


FIG. 7