



US00D45331S

(12) **United States Design Patent** (10) **Patent No.:** **US D453,331 S**  
**Probasco et al.** (45) **Date of Patent:** **\*\* Feb. 5, 2002**

(54) **TELECOMMUNICATIONS MODULE**  
(75) Inventors: **Max Probasco; William Goralski**, both of Richardson, TX (US)  
(73) Assignee: **Uniden America Corporation**, Fort Worth, TX (US)  
(\*\*) Term: **14 Years**  
(21) Appl. No.: **29/130,501**  
(22) Filed: **Oct. 2, 2000**  
(51) **LOC (7) Cl.** ..... **14-03**  
(52) **U.S. Cl.** ..... **D14/240; D14/358**  
(58) **Field of Search** ..... **D14/125, 257, D14/140, 142, 299, 433, 434, 356-358, 435-438, 308, 349, 353, 240, 242, 155, 159, 141, 352, 439; 379/419, 420, 428, 440, 406, 93.01, 93.28; 455/550-575, 90; D13/184, 123, 147; 361/600, 622, 724-728; 375/220-225**

D411,204 S	*	6/1999	Nagele et al.	.....	D14/248
D413,310 S		8/1999	Renk	.....	D14/100
D413,894 S		9/1999	Matthews et al.	.....	D14/240
D414,188 S		9/1999	Matthews et al.	.....	D14/240
D415,769 S	*	10/1999	Waldner	.....	D14/240
D417,453 S		12/1999	Du	.....	D14/242
D418,487 S	*	1/2000	Gallahan et al.	.....	D14/356
D425,866 S	*	5/2000	Nagasawa et al.	.....	D13/147
D429,238 S	*	8/2000	Kolinen	.....	D14/240
D431,243 S		9/2000	Oba	.....	D14/351
D431,557 S		10/2000	Lutz, Jr. et al.	.....	D14/242
D431,558 S	*	10/2000	Winstead et al.	.....	D14/248
D432,125 S	*	10/2000	Masuda et al.	.....	D14/349
D433,019 S	*	10/2000	Lee	.....	D14/352
D437,289 S		2/2001	Chase et al.	.....	D13/123
D438,197 S	*	2/2001	Arpe	.....	D14/240
D438,199 S	*	2/2001	Arpe	.....	D14/240
D438,531 S	*	3/2001	Sayers et al.	.....	D14/240
D438,532 S	*	3/2001	Gargani et al.	.....	D14/240
D438,533 S	*	3/2001	Arpe	.....	D14/240
D442,925 S		5/2001	Backs et al.	.....	D14/126

\* cited by examiner

*Primary Examiner*—Jeffrey Asch  
(74) *Attorney, Agent, or Firm*—Baker Botts L.L.P.

(56) **References Cited**

**U.S. PATENT DOCUMENTS**

D266,509 S	*	10/1982	Marshall	.....	D14/159
D346,172 S	*	4/1994	Fields et al.	.....	D14/299
D351,147 S	*	10/1994	Hill	.....	D14/351
D353,372 S	*	12/1994	Delhaes	.....	D14/149
D365,348 S		12/1995	Card et al.	.....	D14/240
D365,808 S		1/1996	Alden et al.	.....	D14/107
D366,455 S		1/1996	Cheng	.....	D13/147
D377,339 S	*	1/1997	Beruscha et al.	.....	D13/184
D379,993 S	*	6/1997	Devitt et al.	.....	D14/240
D386,753 S		11/1997	Han	.....	D14/100
D389,088 S		1/1998	Murphy	.....	D14/100
D392,644 S	*	3/1998	McGugan	.....	D14/240
D395,434 S		6/1998	Fincher, Jr.	.....	D14/242
5,761,612 A	*	6/1998	Read	.....	455/90
D396,043 S	*	7/1998	Liao	.....	D14/242
D406,849 S		3/1999	Tanaka	.....	D14/242
D408,012 S		4/1999	Bronlie	.....	D13/147

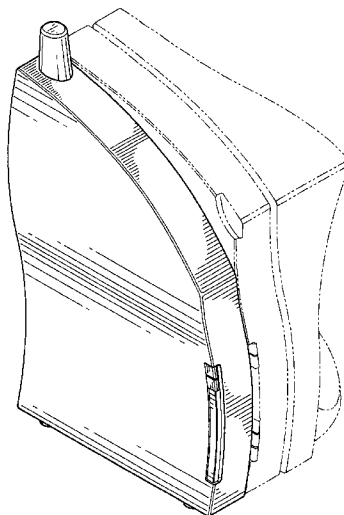
(57) **CLAIM**

The ornamental design for a telecommunications module, as shown.

**DESCRIPTION**

FIG. 1 is a perspective view taken from the top and left side of a telecommunications module showing our new design; FIG. 2 is a top plan view thereof; FIG. 3 is a left side elevational view thereof; FIG. 4 is a front elevational view thereof; FIG. 5 is a right side elevational view thereof; and, FIG. 6 is a rear elevational view thereof. The broken line showing of the telecommunications module is for purposes of illustrating environment only and forms no part of the claimed design.

**1 Claim, 2 Drawing Sheets**



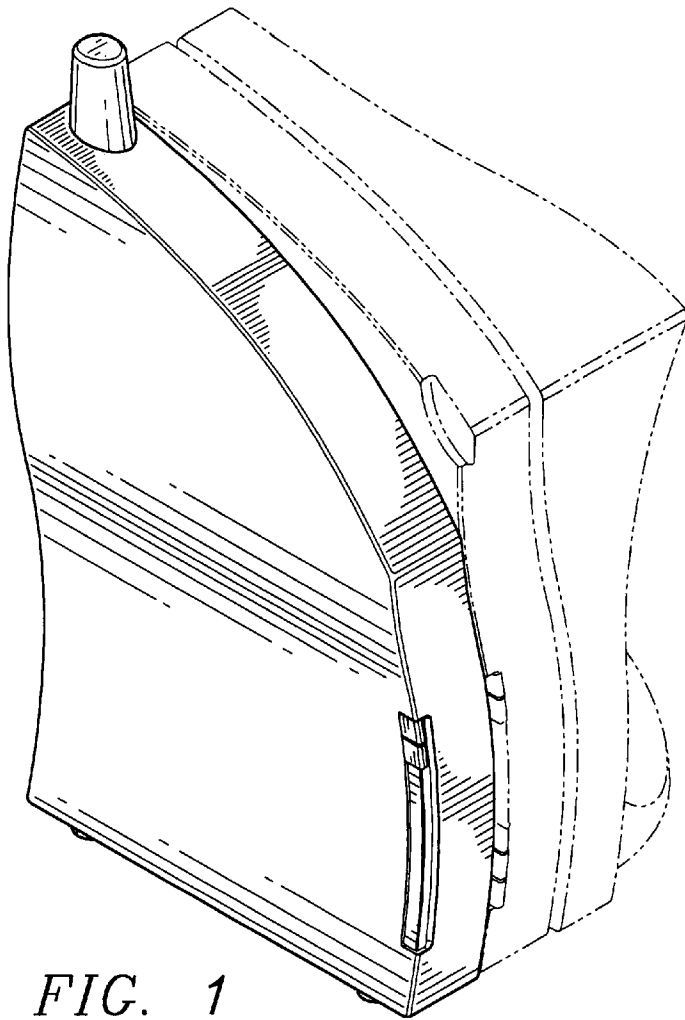


FIG. 1

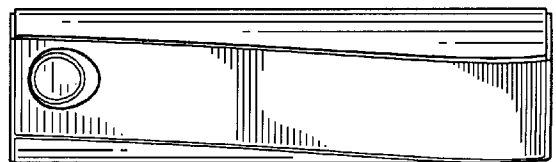


FIG. 2

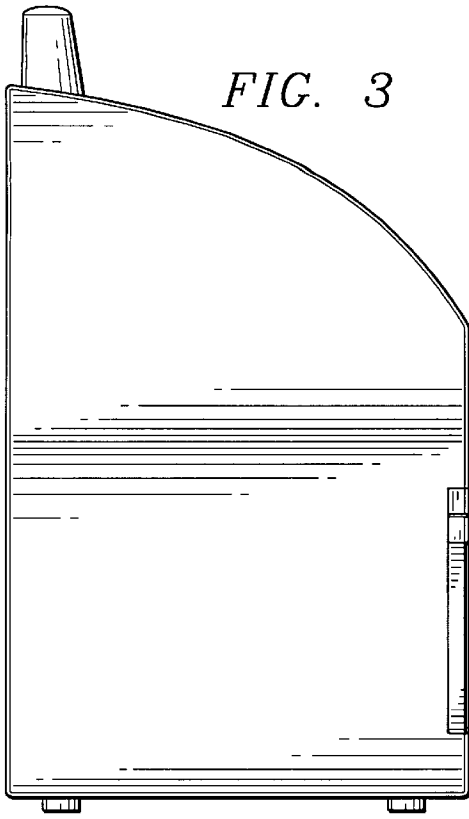


FIG. 3

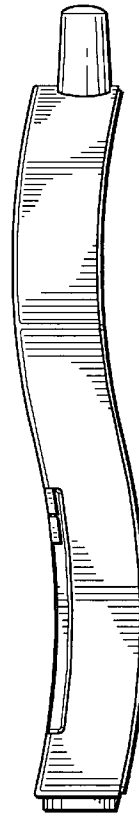


FIG. 4

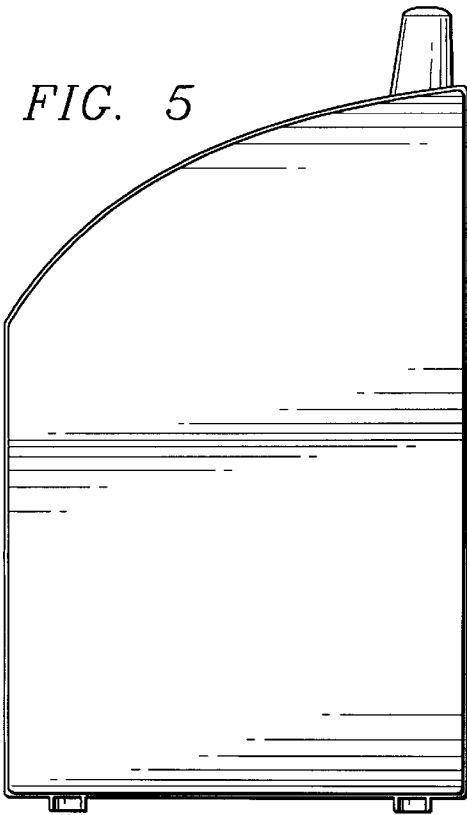


FIG. 5

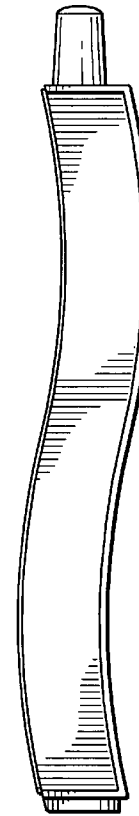


FIG. 6