



US00D411288S

United States Patent [19] Cuttriss

[11] Patent Number: **Des. 411,288**
[45] Date of Patent: **** Jun. 22, 1999**

[54] **BOWL**
[75] Inventor: **Rik Cuttriss**, Fillmore, Calif.
[73] Assignee: **Gruber Systems, Inc.**, Valencia, Calif.
[**] Term: **14 Years**

Primary Examiner—Louis S. Zarfes
Assistant Examiner—Eric Watterson
Attorney, Agent, or Firm—Oppenheimer Wolff & Donnelly LLP

[21] Appl. No.: **29/094,952**
[22] Filed: **Oct. 14, 1998**
[51] **LOC (6) Cl.** **23-02**
[52] **U.S. Cl.** **D23/284**
[58] **Field of Search** D23/284–293.1;
4/619, 624, 625, 626–650

[57] CLAIM

The ornamental design for a bowl, as shown and described.

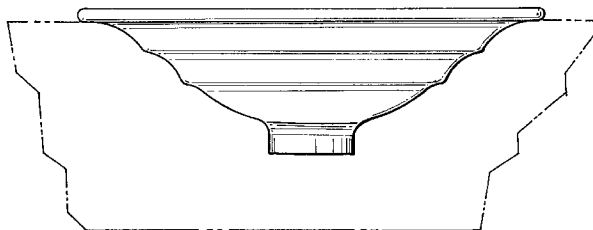
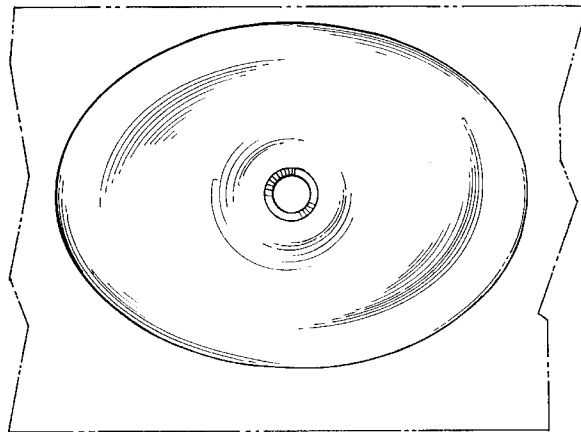
DESCRIPTION

FIG. 1 is a top plan view of a bowl showing my new design, installed flush in an opening in a vanity;
FIG. 2 is a front elevational view of the bowl of FIG. 1 installed flush in an opening in a vanity;
FIG. 3 is a side elevational view of the installation of FIG. 2;
FIG. 4 is a view similar to FIG. 2 of the bowl of FIG. 1 installed in an opening in a vanity having an annular ledge;
FIG. 5 is a view similar to FIG. 4 showing the bowl of FIG. 1 installed in the ledge of FIG. 4 at a different location of the bowl; and,
FIG. 6 is a view similar to FIGS. 4 and 5 showing the bowl of FIG. 1 installed in the ledge of FIG. 4 at another location of the bowl.
The broken line showing is for illustrative purposes only and forms no part of the claimed design.

[56] References Cited U.S. PATENT DOCUMENTS

D. 232,638	9/1974	Mather .	
D. 274,456	6/1984	Cuttriss D23/55
D. 320,262	9/1991	Cuttriss D23/294
D. 320,264	9/1991	Lenahan D23/294
D. 386,566	11/1997	Zankow D23/201
D. 389,901	1/1998	Kohler, Jr. et al. D23/284
D. 398,967	9/1998	Kohler, Jr. et al. D23/284
D. 399,934	10/1998	Westcott et al. D23/284

1 Claim, 3 Drawing Sheets



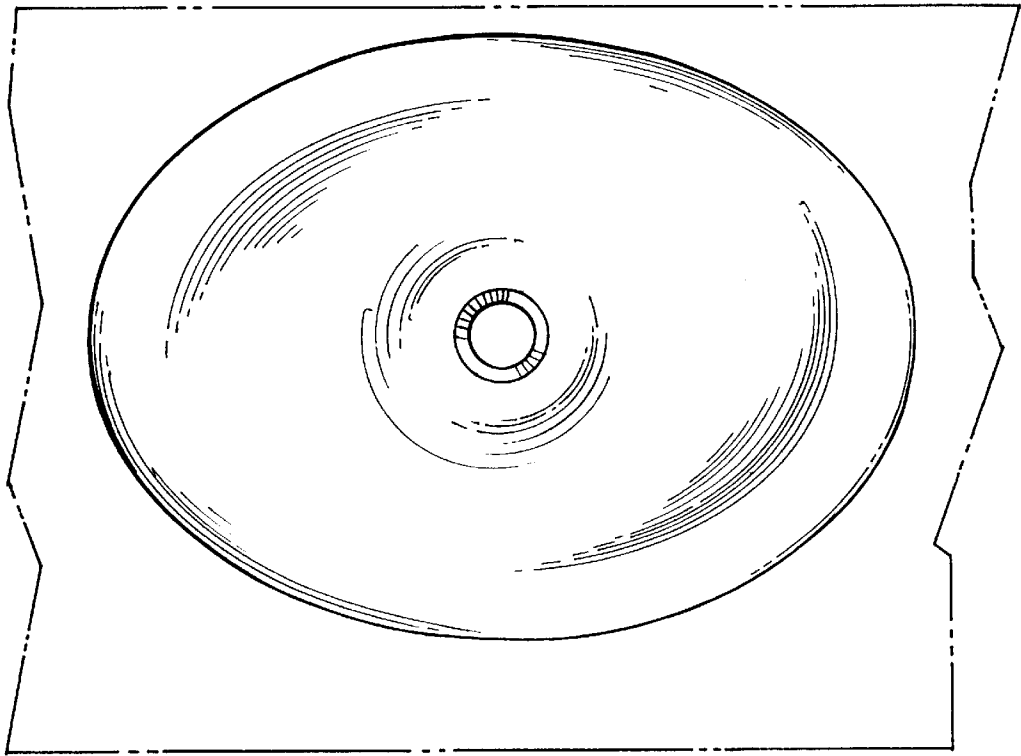


FIG 1

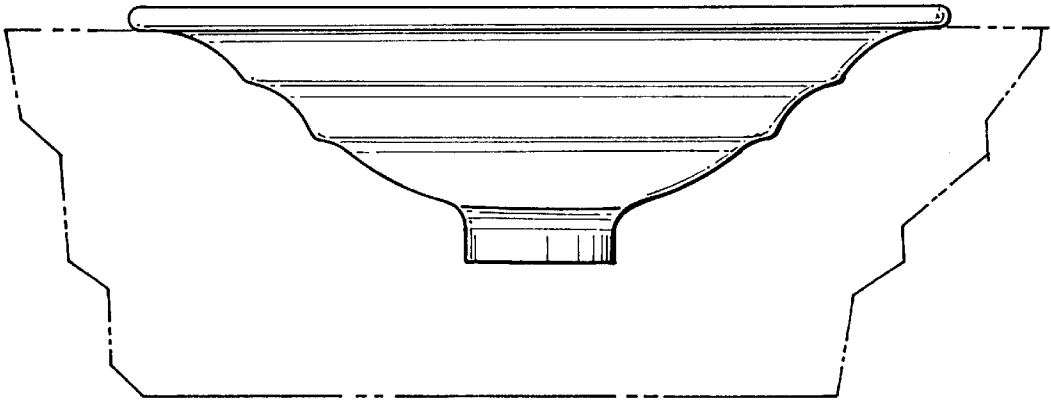


FIG. 2

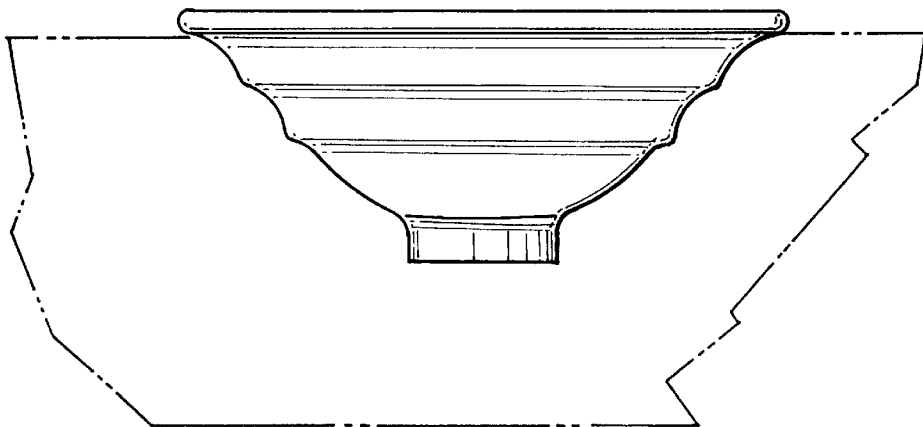


FIG. 3

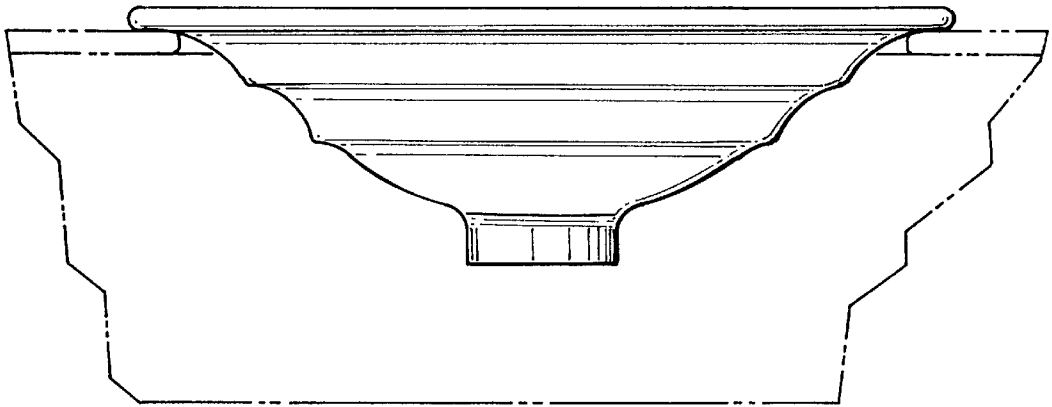


FIG. 4

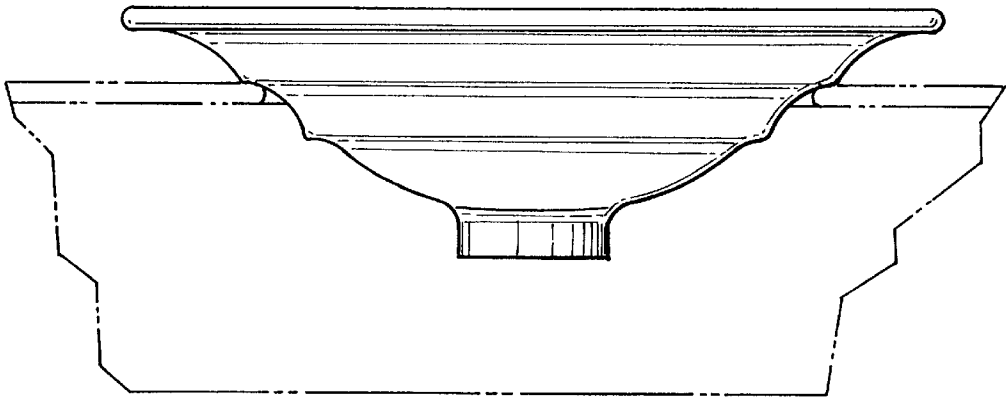


FIG. 5

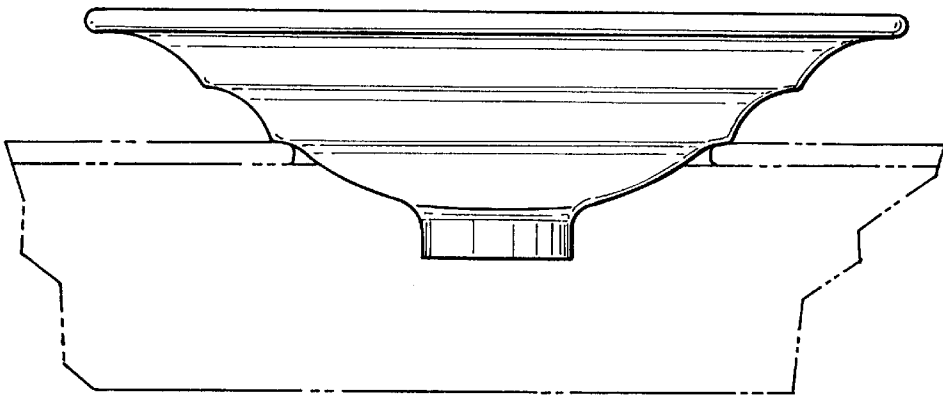


FIG. 6