



US00D744001S

(12) **United States Design Patent**
Orr

(10) **Patent No.:** **US D744,001 S**

(45) **Date of Patent:** **** Nov. 24, 2015**

(54) **DISPLAY SCREEN OR PORTION THEREOF
WITH TRANSITIONAL ICON**

(71) Applicant: **GOOGLE INC.**, Mountain View, CA
(US)

(72) Inventor: **John Orr**, Sunnyvale, CA (US)

(73) Assignee: **GOOGLE INC.**, Mountain View, CA
(US)

(**) Term: **14 Years**

(21) Appl. No.: **29/447,806**

(22) Filed: **Mar. 6, 2013**

(51) **LOC (10) Cl.** **14-04**

(52) **U.S. Cl.**
USPC **D14/490; D14/491**

(58) **Field of Classification Search**

USPC D14/485, 486, 487, 488, 489, 490, 491,
D14/492, 493, 494, 495; D19/6, 8; D20/11,
D20/23, 37; 715/702, 703, 715, 786, 835,
715/836, 733, 753, 757, 763, 764, 772, 781,
715/810, 837, 855; 705/7.13; D18/24, 25,
D18/26, 27, 28, 29, 30, 31, 32, 33;
D21/324, 325, 326, 327, 328, 329, 330,
D21/331, 332, 333

CPC G06Q 20/00; G06Q 30/00
See application file for complete search history.

(56) **References Cited**

U.S. PATENT DOCUMENTS

D547,321	S *	7/2007	Viegers et al.	D14/487
7,676,556	B2 *	3/2010	Goldstein	709/220
D625,312	S *	10/2010	Jewitt et al.	D14/485
7,979,796	B2 *	7/2011	Williams et al.	715/700
D684,164	S *	6/2013	Friedlander et al.	D14/486
D695,763	S *	12/2013	Tagliabue et al.	D14/486
D695,770	S *	12/2013	Tagliabue et al.	D14/486
D701,231	S *	3/2014	Lee	D14/486
8,731,994	B2 *	5/2014	Kass et al.	705/7.31
8,751,068	B2 *	6/2014	Barraci et al.	701/3
D715,832	S *	10/2014	Lee	D14/488
8,855,375	B2 *	10/2014	Macciola et al.	382/112

2008/0046338	A1	2/2008	Tarvydas et al.	
2009/0199113	A1 *	8/2009	McWhinnie et al. 715/762
2011/0004841	A1 *	1/2011	Gildred et al. 715/780
2014/0068431	A1 *	3/2014	Powers et al. 715/708

OTHER PUBLICATIONS

Click & Pledge | Progress Meters and Widgets (on-line), last updated Oct. 24, 2012. Retrieved from Internet Mar. 12, 2015, URL: <http://help.clickandpledge.com/customer/portal/articles/803446-progress-meters-and-widgets> (1 page).*

Dribbble—Checkout progress bar—Web UI by Jason Wu (on-line), dated Mar. 29, 2011. Retrieved from Internet Mar. 12, 2015, URL: <https://dribbble.com/shots/139152-Checkout-progress-bar-Web-UI> (1 page).*

Form progress bar by Michael Wilson (on-line), dated Jul. 30, 2012. Retrieved from Internet Mar. 12, 2015, URL: <http://web.archive.org/web/20120730130748/http://ui-cloud.com/form-progress-bar/> (1 page).*

How do you create an arrow themed progress bar navigation by Patrick Rauland (on-line), dated Feb. 22, 2011. Retrieved from Internet Mar. 12, 2015, URL: <https://web.archive.org/web/20110222202409/http://doctype.com/create-arrow-themed-progress-bar-navigation> (1 page).*

Progress Indicators as an Essential Part of Website (on-line), variety of progression bars shown, refer to arrows on pp. 2-10, posted Feb. 19, 2013. Retrieved from the Internet Mar. 12, 2015, URL: <http://designmodo.com/progress-indicators-examples/> (10 pages).*

Progress Trackers in Web Design: Examples and Best Practices by Tom Kenny (on-line), variety of progression bars shown, refer to arrows on pp. 2-7, posted Jan. 15, 2010. Retrieved from Internet Mar. 12, 2015, URL: <http://www.smashingmagazine.com/author/tom-kenny/> (7 pages).*

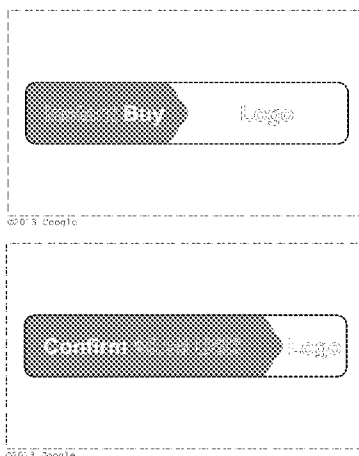
Donation Buttons Gadget by Falcon Dai (on-line), dated Jul. 10, 2012. Retrieved from Internet Mar. 12, 2015, URL: <http://blog.falcondai.com/2012/07/donation-buttons-gadget.html> (1 page).*

The Progress Bar—An Analysis of Top 100 Online Retailers by Traian Neacsu (on-line), published Oct. 23, 2008, variety of progression bars shown, refer to arrows on pp. 1-4. Retrieved from Internet Mar. 12, 2015, URL: <http://www.pitstopmedia.com/sem/checkout-progress-bar-survey> (4 pages).*

* cited by examiner

Primary Examiner — Karen E. Eldridge Powers

Assistant Examiner — Kimberly Barnes



(74) *Attorney, Agent, or Firm* — Johnson, Marcou & Isaacs, LLC

(57)

CLAIM

We claim the ornamental design for a display screen or portion thereof with transitional icon, as shown and described.

DESCRIPTION

A portion of the disclosure of this patent document contains material to which a claim for copyright is made. The copyright owner has no objection to the reproduction of the patent document or the patent disclosure, as it appears in the U.S. Patent Office records, but reserves all other copyright rights whatsoever.

FIG. 1 is a front view of a transitional image for a display screen or portion thereof of a graphical user interface, showing the new design;

FIG. 2 is a front view of a second image thereof;

FIG. 3 is a front view of a third image thereof;

FIG. 4 is a front view of a fourth image thereof;

FIG. 5 is a front view of a fifth image thereof;

FIG. 6 is a front view of a sixth image thereof; and,

FIG. 7 is a front view of a seventh image thereof.

In the first embodiment, the appearance of the transitional image sequentially transitions from the image shown in FIG. 1 to the image shown in FIG. 4 and then to the image shown in FIG. 7.

In the second embodiment, the appearance of the transitional image sequentially transitions from the image shown in FIG. 1 to the image shown in FIG. 5 and then to the image shown in FIG. 7.

In the third embodiment, the appearance of the transitional image sequentially transitions from the image shown in FIG. 1 to the image shown in FIG. 6 and then to the image shown in FIG. 7.

In the fourth embodiment, the appearance of the transitional image sequentially transitions from the image shown in FIG. 2 to the image shown in FIG. 4 and then to the image shown in FIG. 7.

In the fifth embodiment, the appearance of the transitional image sequentially transitions from the image shown in FIG. 2 to the image shown in FIG. 5 and then to the image shown in FIG. 7.

In the sixth embodiment, the appearance of the transitional image sequentially transitions from the image shown in FIG. 2 to the image shown in FIG. 6 and then to the image shown in FIG. 7.

In the seventh embodiment, the appearance of the transitional image sequentially transitions from the image shown in FIG. 3 to the image shown in FIG. 4 and then to the image shown in FIG. 7.

In the eighth embodiment, the appearance of the transitional image sequentially transitions from the image shown in FIG. 3 to the image shown in FIG. 5 and then to the image shown in FIG. 7.

In the ninth embodiment, the appearance of the transitional image sequentially transitions from the image shown in FIG. 3 to the image shown in FIG. 6 and then to the image shown in FIG. 7.

In the tenth embodiment, the appearance of the transitional image sequentially transitions from the image shown in FIG. 1 to the image shown in FIG. 5 and then to the image shown in FIG. 1.

In the eleventh embodiment, the appearance of the transitional image sequentially transitions from the image shown in FIG. 1 to the image shown in FIG. 6 and then to the image shown in FIG. 1.

In the twelfth embodiment, the appearance of the transitional image sequentially transitions from the image shown in FIG. 2 to the image shown in FIG. 4 and then to the image shown in FIG. 2.

In the thirteenth embodiment, the appearance of the transitional image sequentially transitions from the image shown in FIG. 2 to the image shown in FIG. 5 and then to the image shown in FIG. 2.

In the fourteenth embodiment, the appearance of the transitional image sequentially transitions from the image shown in FIG. 2 to the image shown in FIG. 6 and then to the image shown in FIG. 2.

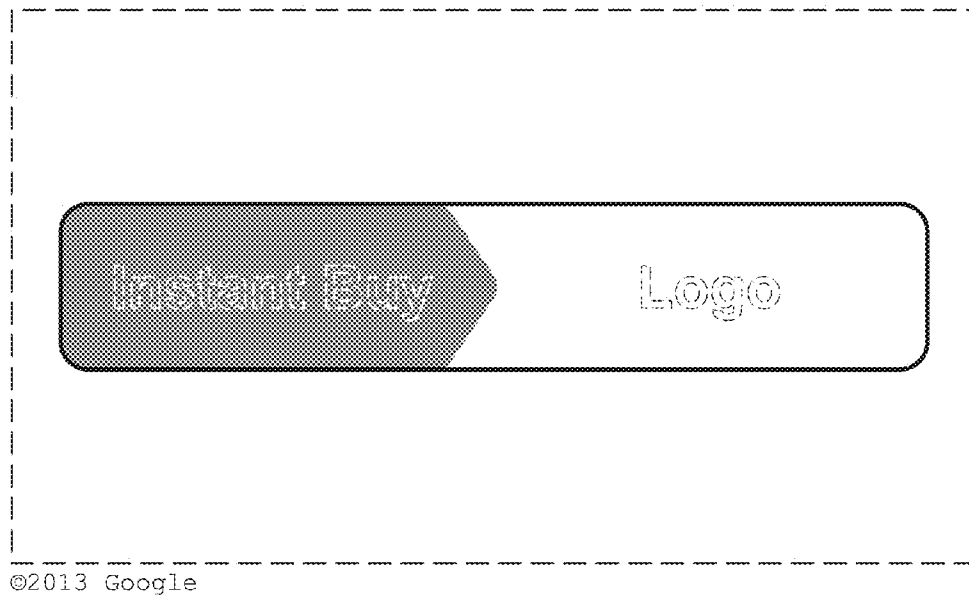
In the fifteenth embodiment, the appearance of the transitional image sequentially transitions from the image shown in FIG. 3 to the image shown in FIG. 4 and then to the image shown in FIG. 3.

In the sixteenth embodiment, the appearance of the transitional image sequentially transitions from the image shown in FIG. 3 to the image shown in FIG. 5 and then to the image shown in FIG. 3.

In the seventeenth embodiment, the appearance of the transitional image sequentially transitions from the image shown in FIG. 3 to the image shown in FIG. 6 and then to the image shown in FIG. 3.

The subject matter in this patent includes a process or period in which an image changes into another image. This process or period does not form any part of the claimed design. Further, the broken lines in the drawings showing a display screen or portion thereof, as well as the broken lines depicting lettering (shown in reverse broken lines), illustrate environmental subject matter and do not form any part of the claimed design.

1 Claim, 7 Drawing Sheets



©2013 Google

Fig. 1

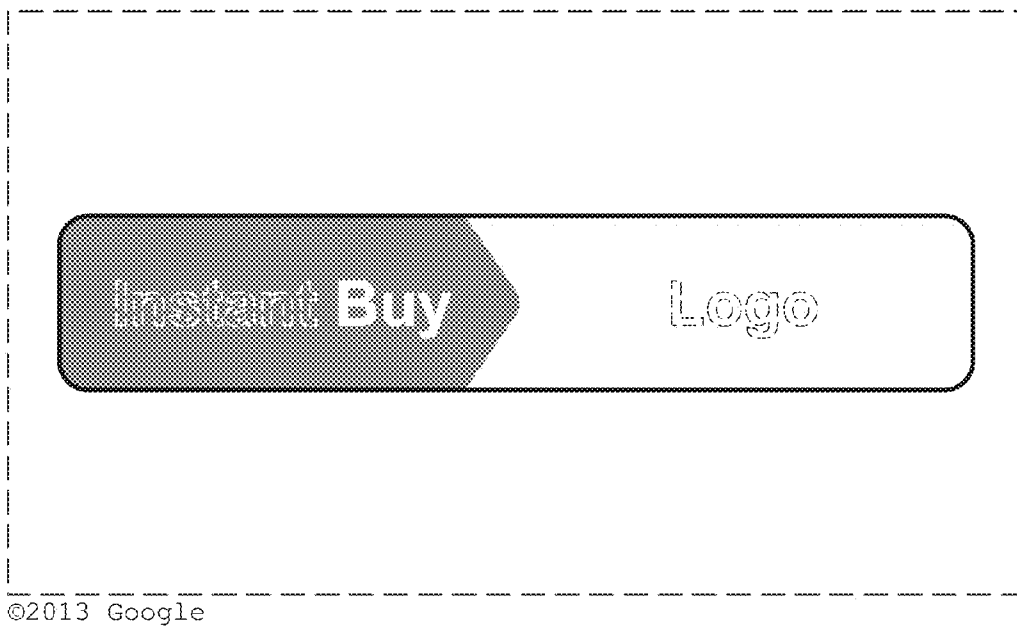


Fig. 2

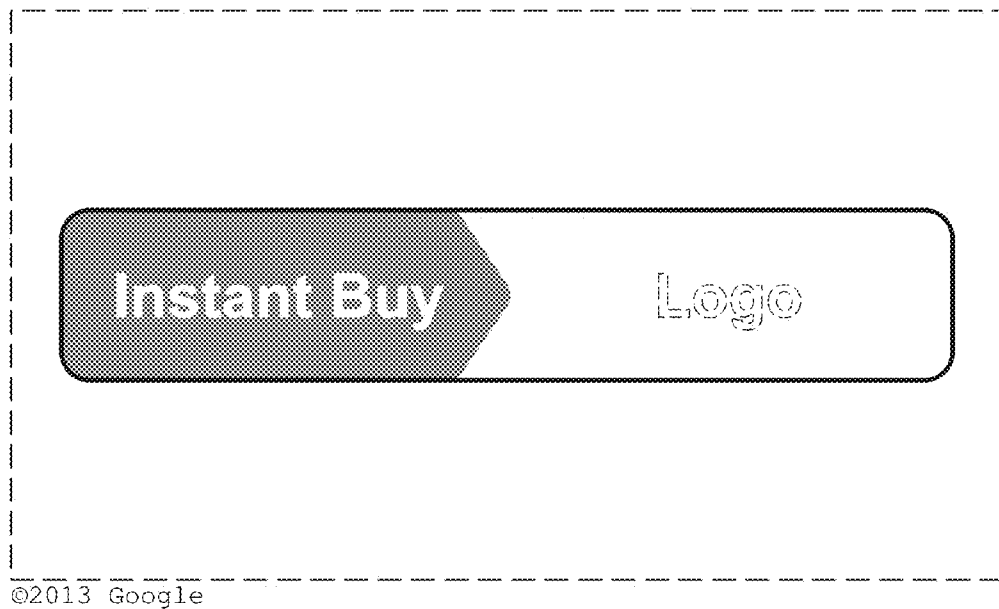


Fig. 3

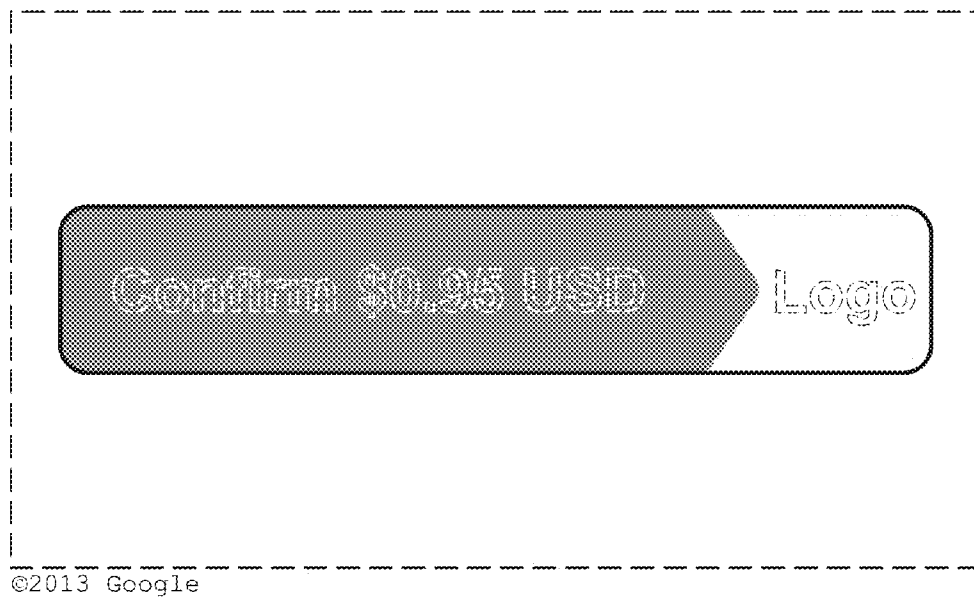


Fig. 4

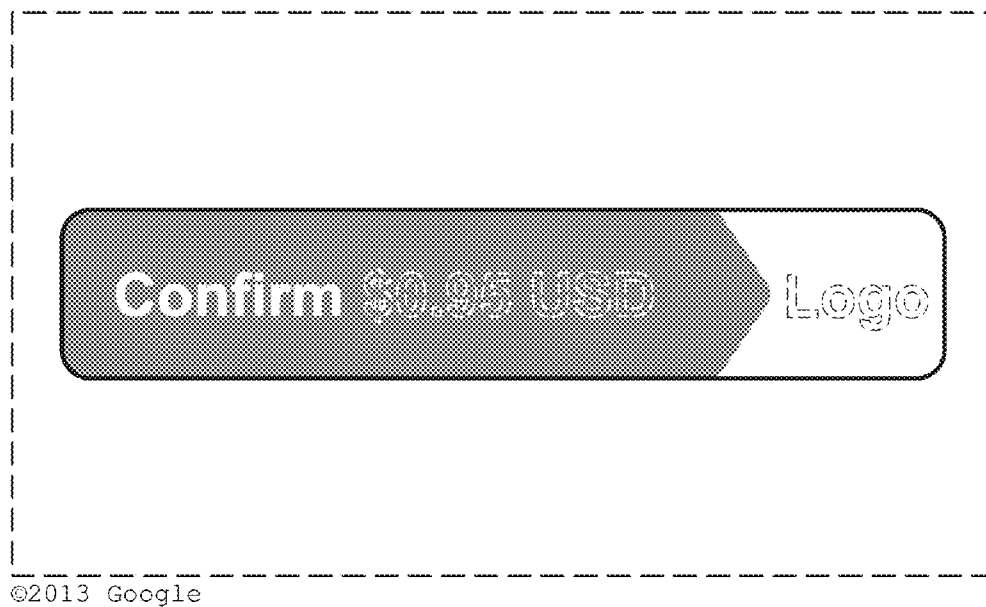


Fig. 5

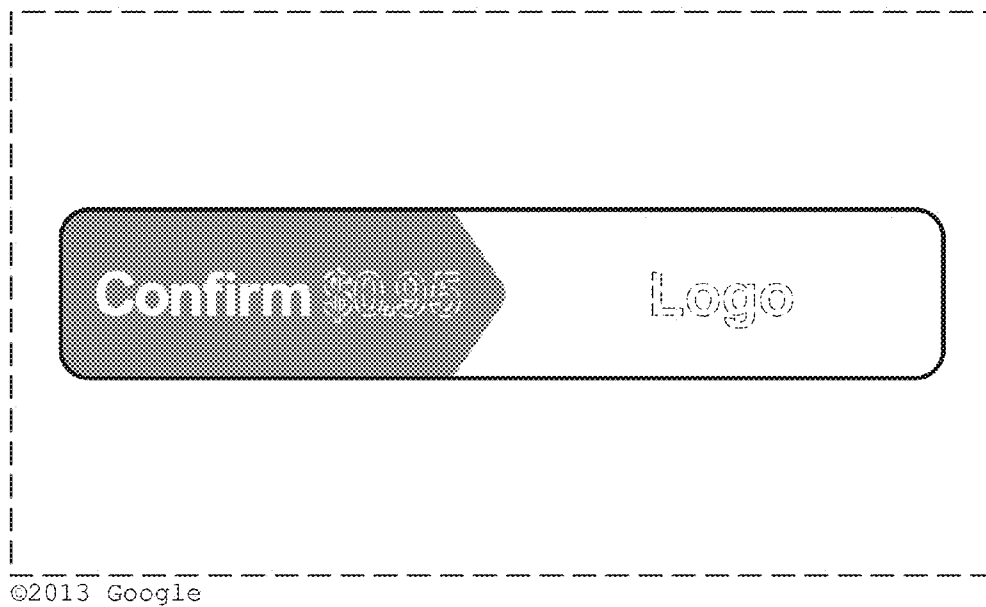


Fig. 6

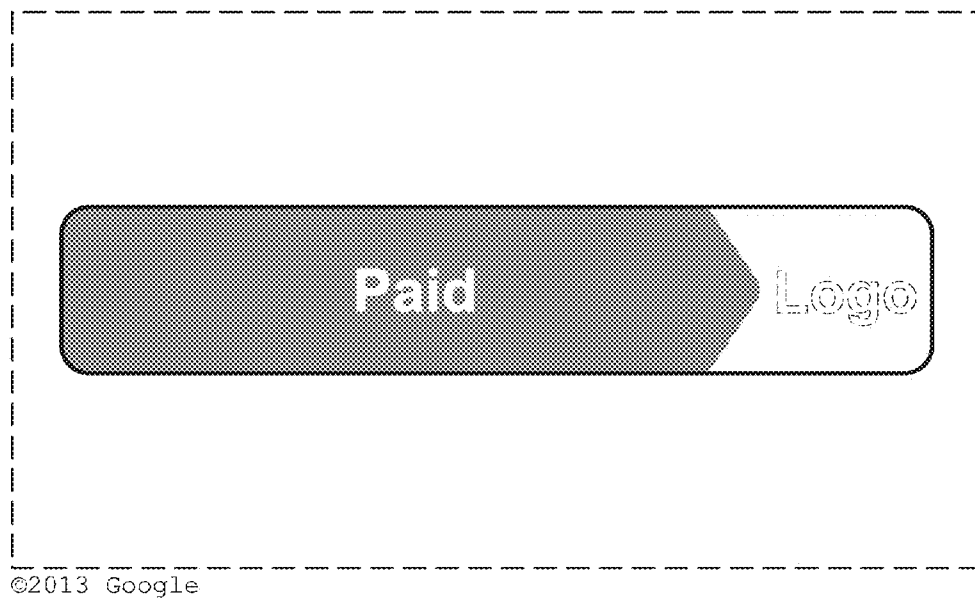


Fig. 7