



US00D459010S

(12) **United States Design Patent**
Holmberg

(10) **Patent No.:** **US D459,010 S**

(45) **Date of Patent:** **** Jun. 18, 2002**

(54) **BRAKE LIGHT SYSTEM**

5,764,141 A 6/1998 Chang
D400,992 S * 11/1998 Ruminski D26/31

(76) Inventor: **Judd R. Holmberg**, 6 Windsor Ct.,
Kasson, MN (US) 55944

* cited by examiner

(**) Term: **14 Years**

Primary Examiner—Marcus A. Jackson

(21) Appl. No.: **29/149,765**

(57) **CLAIM**

(22) Filed: **Oct. 15, 2001**

The ornamental design for a brake light system, as shown and described.

(51) **LOC (7) Cl.** **26-04**

DESCRIPTION

(52) **U.S. Cl.** **D26/31**

(58) **Field of Search** D26/28-36; 340/468-476;
362/61, 80, 80.1, 80.2, 81, 82, 83, 83.7,
83.3

FIG. 1 is an upper perspective view of a brake light system showing my new design;

FIG. 2 is a front view of a brake light system showing my new design;

FIG. 3 is a rear view of a brake light system showing my new design;

FIG. 4 is a top view of a brake light system showing my new design;

FIG. 5 is a bottom view of a brake light system showing my new design;

FIG. 6 is a left side view of a brake light system showing my new design; and,

FIG. 7 is a right side view of a brake light system showing my new design.

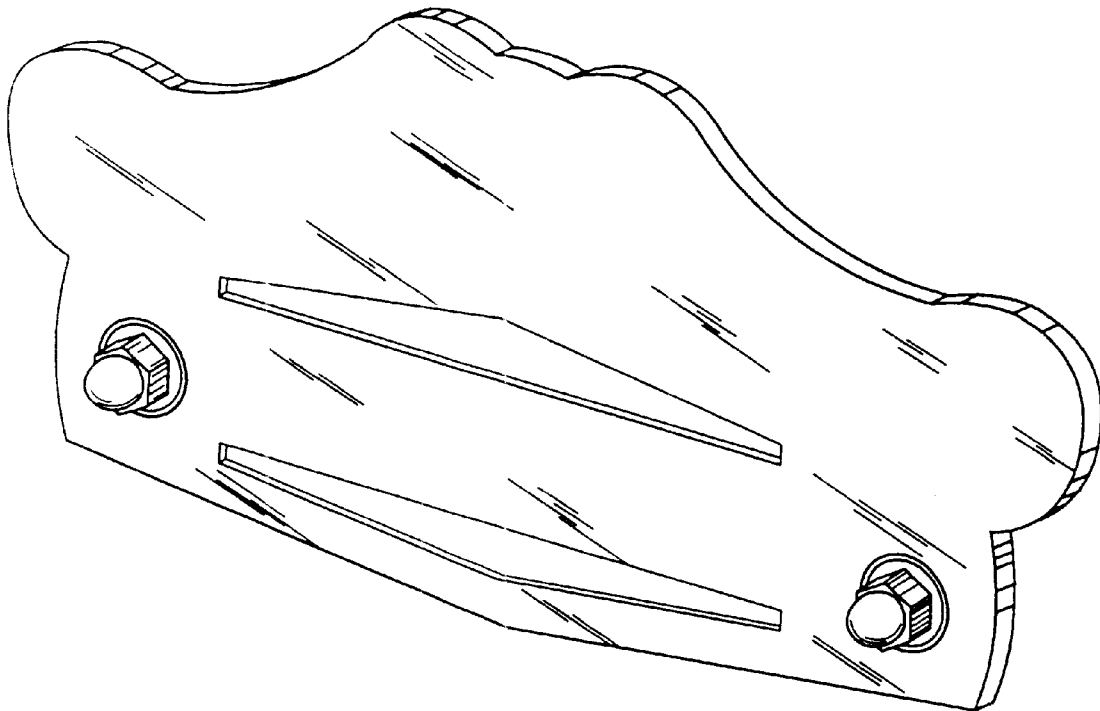
Any shading and cross-hatching are not features of the design but are utilized to illustrate the surface contours of the brake light system in the drawings.

(56) **References Cited**

U.S. PATENT DOCUMENTS

D73,805 S	11/1927	Scatena	
D82,880 S	12/1930	Fisher	
D83,168 S	1/1931	Muldoon	
D83,663 S	3/1931	Davis et al.	
D102,418 S	12/1936	Lisle	
D175,657 S	9/1955	Uttz	
4,916,584 A	4/1990	Gustafson	
D317,054 S	5/1991	Olmstead	
D324,740 S	3/1992	Harder	
D325,882 S	5/1992	Powell	
D338,982 S	8/1993	Terry et al.	
D343,466 S	* 1/1994	Starks, Jr. D26/31
5,648,756 A	7/1997	Zadok	

1 Claim, 4 Drawing Sheets



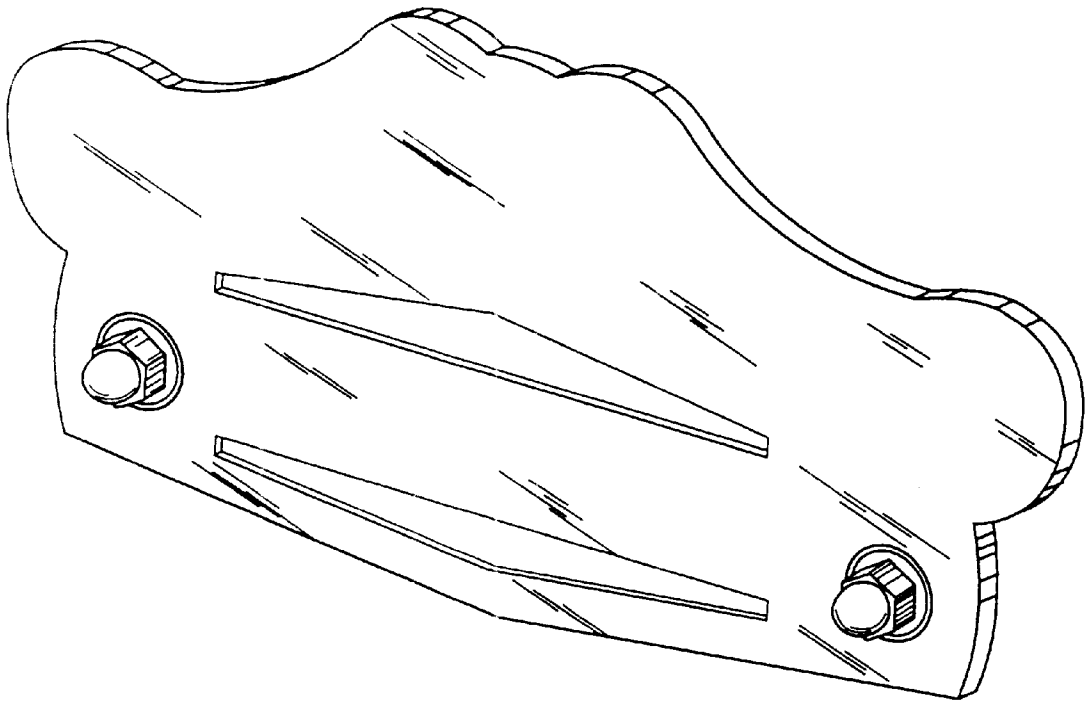


FIG. 1

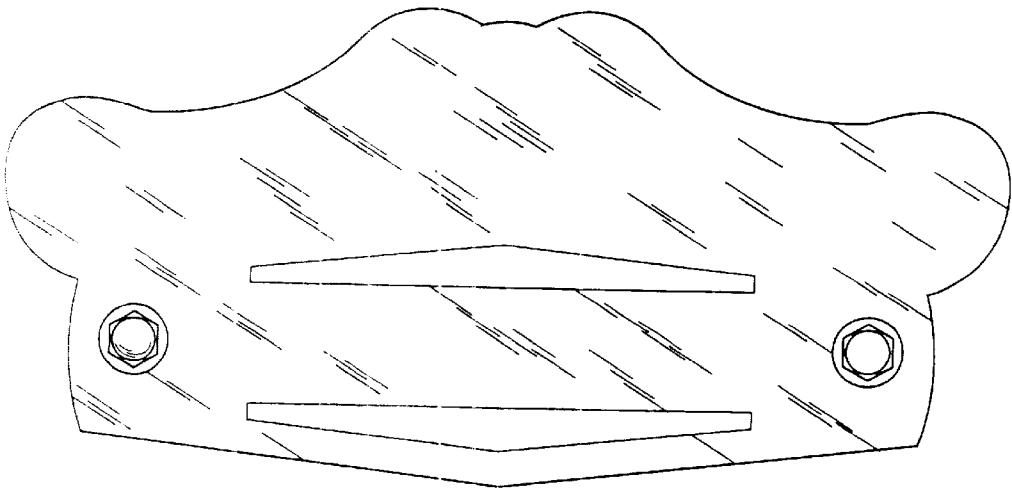


FIG. 2




FIG. 3

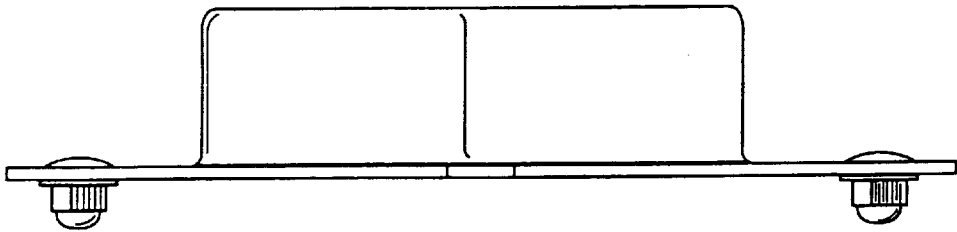


FIG. 4

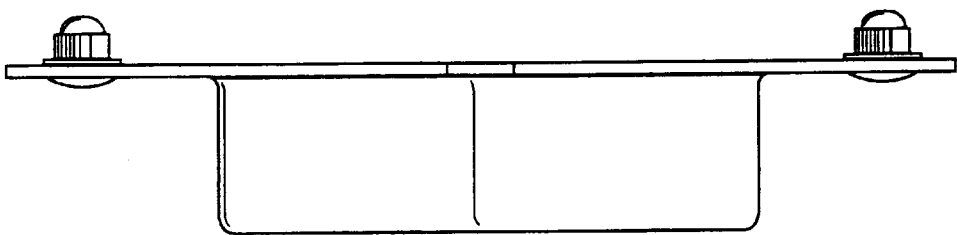


FIG. 5

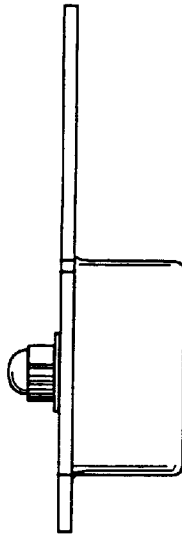


FIG. 6

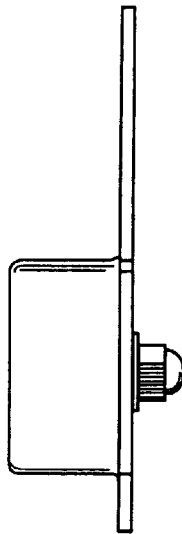


FIG. 7