

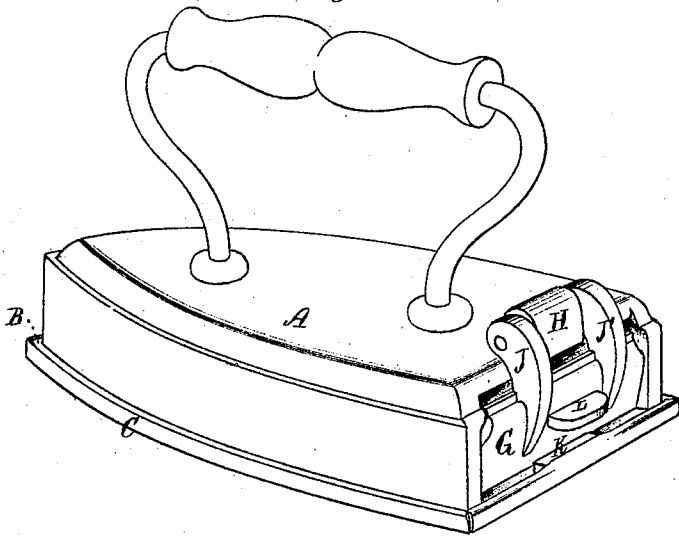
*T. G. Eiswald,*

*Sad Iron.*

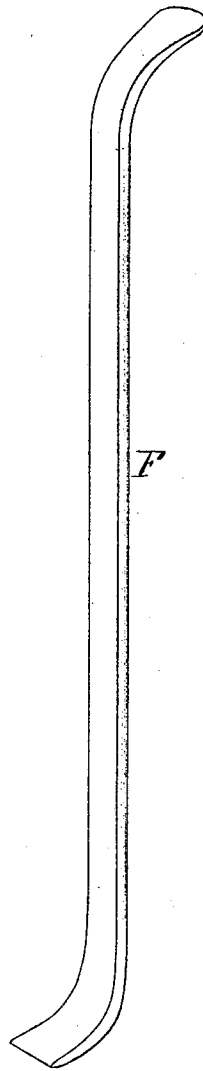
*No. 109,306.*

*Patented Nov. 15, 1870.*

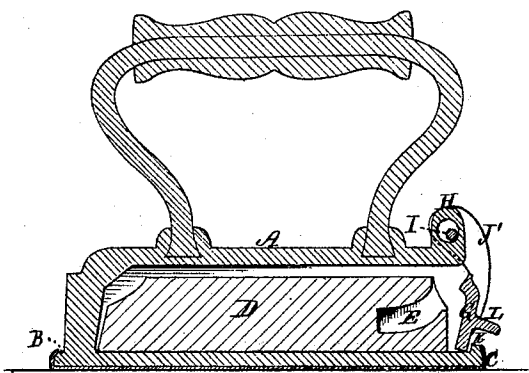
*Fig. 1.*



*Fig. 3.*



*Fig. 2.*



*Witnesses:*

*Phil. M. Larner.*  
*Frank A. Jackson.*

*Inventor:*  
*Theodor J. Eiswald.*

*By Wm. B. Wood*  
*Attorney.*

# UNITED STATES PATENT OFFICE.

THEODOR G. EISWALD, OF PROVIDENCE, RHODE ISLAND.

## IMPROVEMENT IN SAD-IRONS.

Specification forming part of Letters Patent No. **109,306**, dated November 15, 1870.

*To all whom it may concern:*

Be it known that I, THEODOR G. EISWALD, of the city and county of Providence, in the State of Rhode Island, have invented a new and useful Improvement in Sad-Irons.

The nature of my invention consists in combining with the hollow iron shell or body of a sad-iron a non-corrosive metallic shoe, heating-bolt, and a door or gate of peculiar construction, covering the opening in the shell; and I do hereby declare the following to be a full, clear, and exact description thereof, reference being had to the accompanying drawings, forming part of this specification, and in which—

Figure 1 represents one of my improved sad-irons in perspective, and Fig. 2 represents a longitudinal vertical section of the same.

Similar letters of reference are used in both figures:

In the drawings, A represents the hollow iron shell or body of the sad-iron. It is preferably made of cast-iron, being formed at one end with an opening for the introduction of the heating-bolt, and also provided at its base with a flaring edge, B.

C represents the metallic shoe. It is constructed of brass or any suitable non-corrosive metal; (the same being a good conductor of heat,) and it is permanently attached to the flaring edge B of the shell.

D is the heating-bolt. For the purpose of assisting in the handling of this bolt it is provided with a recess, E. It may be removed from or placed within the shell A by means of a hand-iron, F, (shown in Fig. 3,) the curved end of which fits within the recess.

G represents the door or gate. It is loosely suspended from a vertical projection, H, cast

upon the top of the shell A by means of an axial rod, I, passing through the projection and connecting two uprights, J J', formed upon the door. The opening in the projection H, through which the rod I passes, is made much larger than the rod itself, to admit of the door being easily raised.

Upon the base of the shell A, at the opening in the same, is formed a projection, K, by which the door G, when lowered, is securely held in a closed position.

For the purpose of operating the door G it is provided with a finger-piece, L. When the door has been raised and the heating-bolt placed within the shell A, it is freed from the hand, and, by its own weight, assumes its proper position within the projection K, closing the opening in the shell.

In this invention I have endeavored to produce a sad-iron simple and economical in construction, and one capable of producing the necessary heat desired in the operation of ironing. I am, however, aware that previous to my invention sad-irons provided with adjustable non-corrosive metallic shoes have been constructed. Therefore I do not broadly claim such construction; but,

Having thus described my invention, I claim as new and desire to secure by Letters Patent—  
In combination with the shell or body A of a sad-iron, the permanent non-corrosive metallic shoe C, heating-bolt D, and door or gate G, constructed substantially as and for the purpose described.

THEODOR G. EISWALD.

Witnesses:

B. P. SEVARTS,  
WM. C. WOOD.