



US00D451981B1

(12)

United States Design Patent
Ericksen

(10)

Patent No.: **US D451,981 S**

(45)

Date of Patent: **** Dec. 11, 2001**

(54) **WATER SPRAY GUN**

(75) Inventor: **Kent C. Ericksen**, Centerville, UT (US)

(73) Assignee: **Orbit Irrigation Products, Inc.**, North Salt Lake, UT (US)

(**) Term: **14 Years**

(21) Appl. No.: **29/134,990**

(22) Filed: **Jan. 3, 2001**

D. 411,607 * 6/1999 Wang D23/226
D. 415,251 * 10/1999 Kuo D23/226
D. 422,054 * 3/2000 Hsin-Fin D23/226

* cited by examiner

Primary Examiner—Robin V. Taylor

(74) *Attorney, Agent, or Firm*—Mallingkrodt & Mallinckrodt; Robert R. Mallinckrodt

(57) **CLAIM**

The ornamental design for a water spray gun, as shown and described.

Related U.S. Application Data

(63) Continuation of application No. 09/526,931, filed on Mar. 16, 2000, now Pat. No. 6,260,774.

(51) **LOC (7) Cl.** **23-01**

(52) **U.S. Cl.** **D23/226**

(58) **Field of Search** D23/213, 223, D23/226; 239/525, 526, 527

(56) **References Cited**

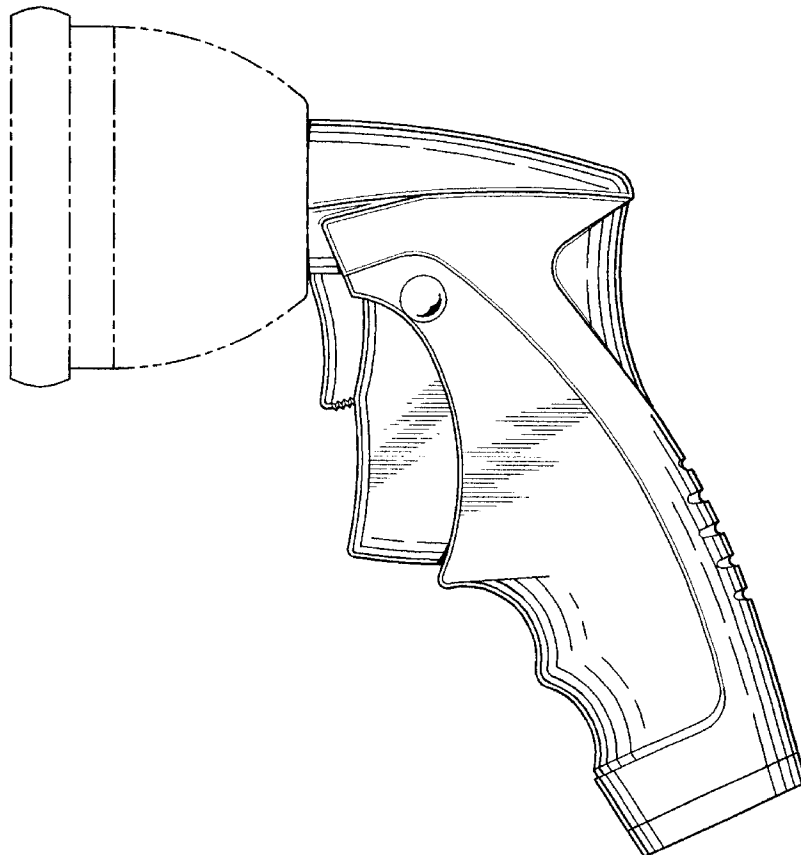
U.S. PATENT DOCUMENTS

D. 369,206 * 4/1996 Wang D23/223
D. 370,713 * 6/1996 Guo D23/223
D. 373,813 * 9/1996 Guo D23/223

DESCRIPTION

FIG. 1 is a left side elevational view of a water spray gun showing my new design, the right side being a mirror image thereof, and with the water nozzle shown in phantom lines not being a part of such design;
FIG. 2 is a top plan view thereof;
FIG. 3 is a front elevational view thereof;
FIG. 4 is a rear elevational view thereof;
FIG. 5 is a bottom plan view thereof;
FIG. 6 is a perspective view thereof; and,
FIG. 7 is a left side elevational view thereof with an alternate water nozzle shown in phantom lines also not being a part of such design.

1 Claim, 3 Drawing Sheets



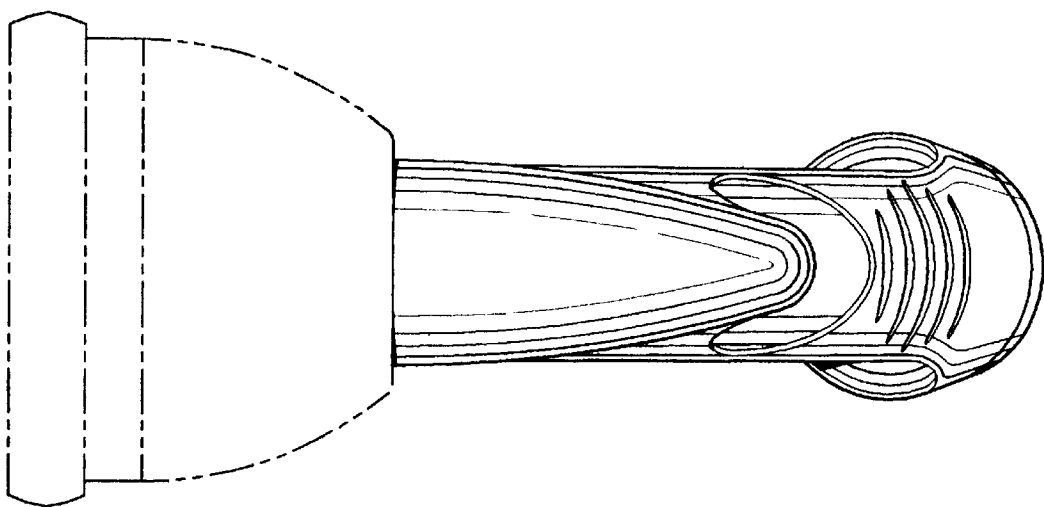


FIG. 2

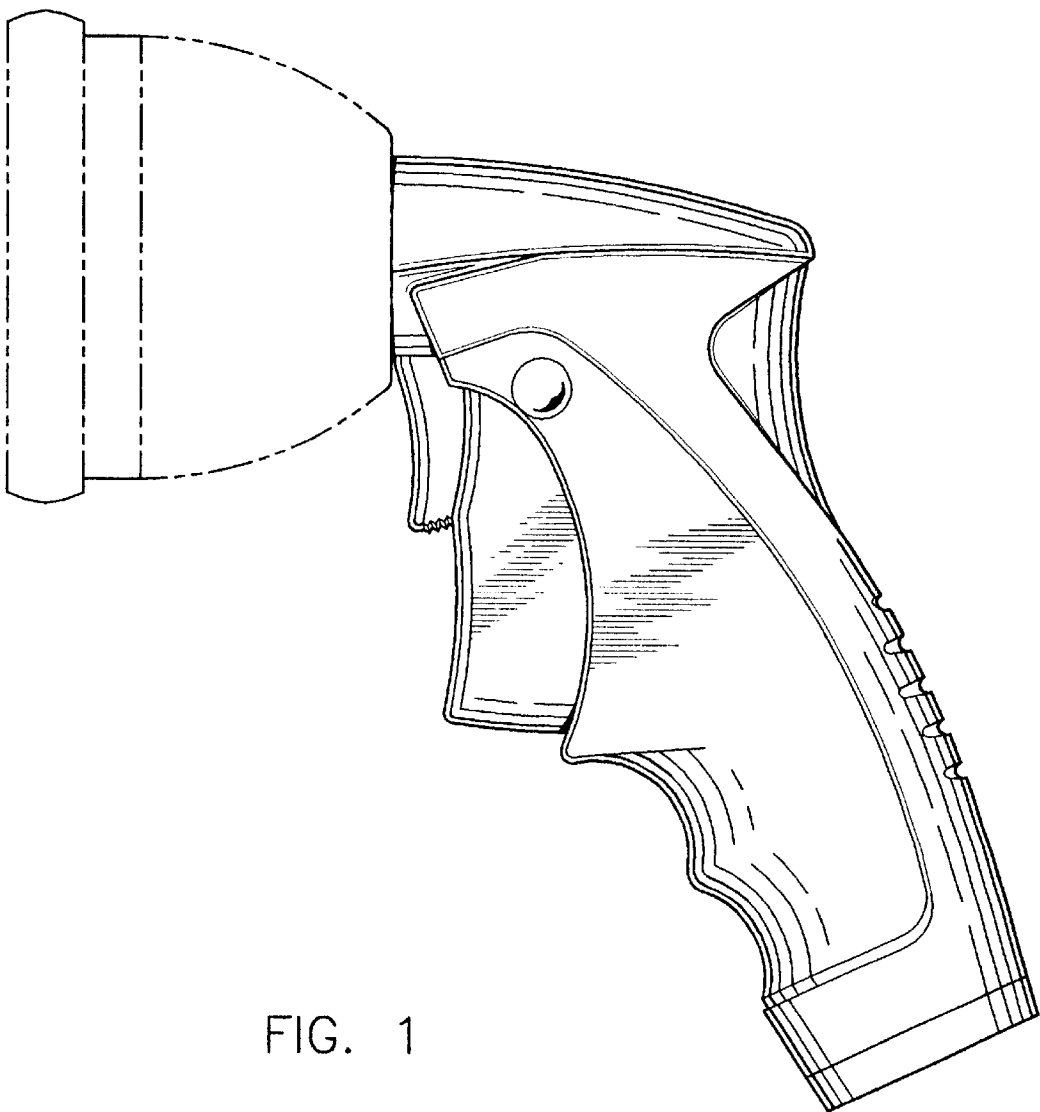


FIG. 1

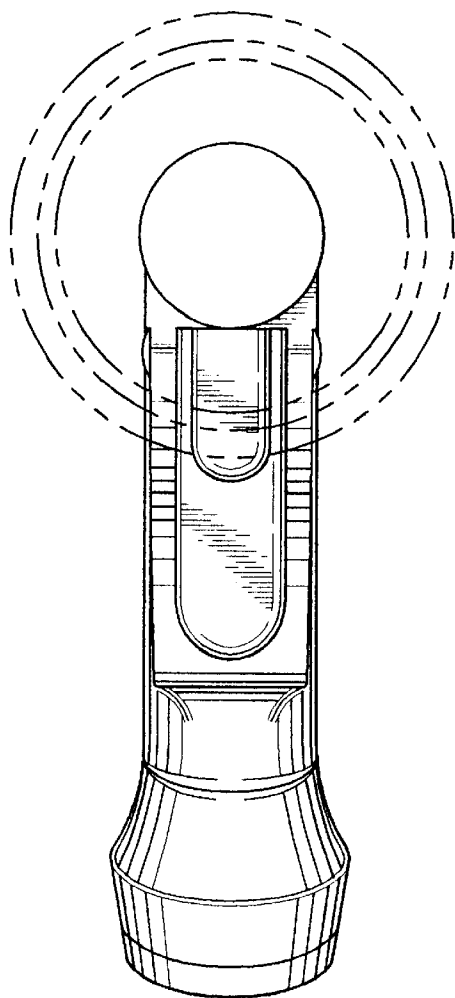


FIG. 3

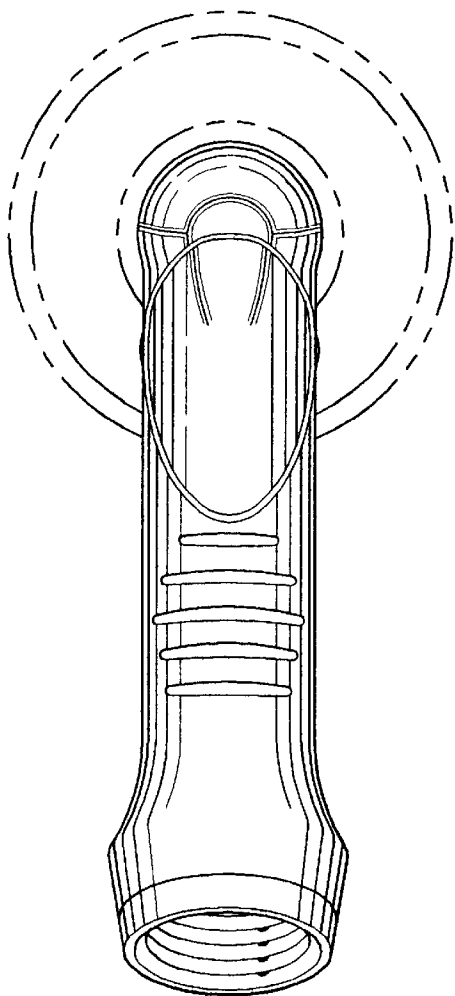


FIG. 4

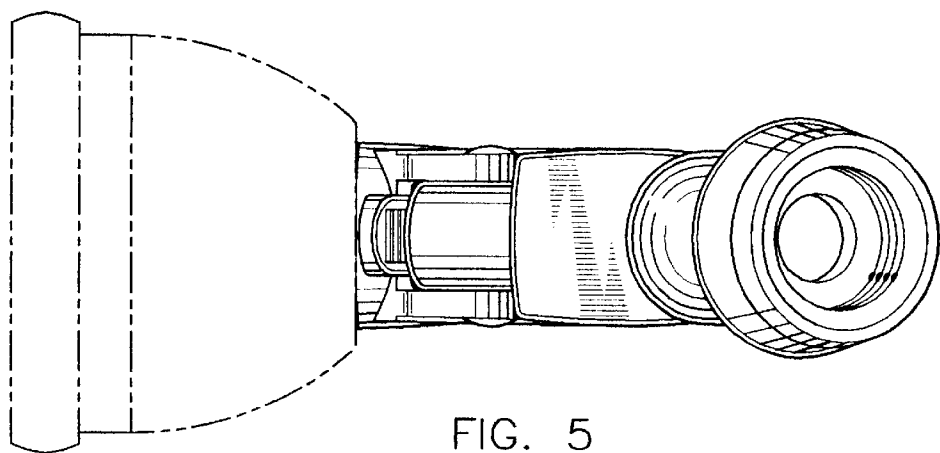


FIG. 5

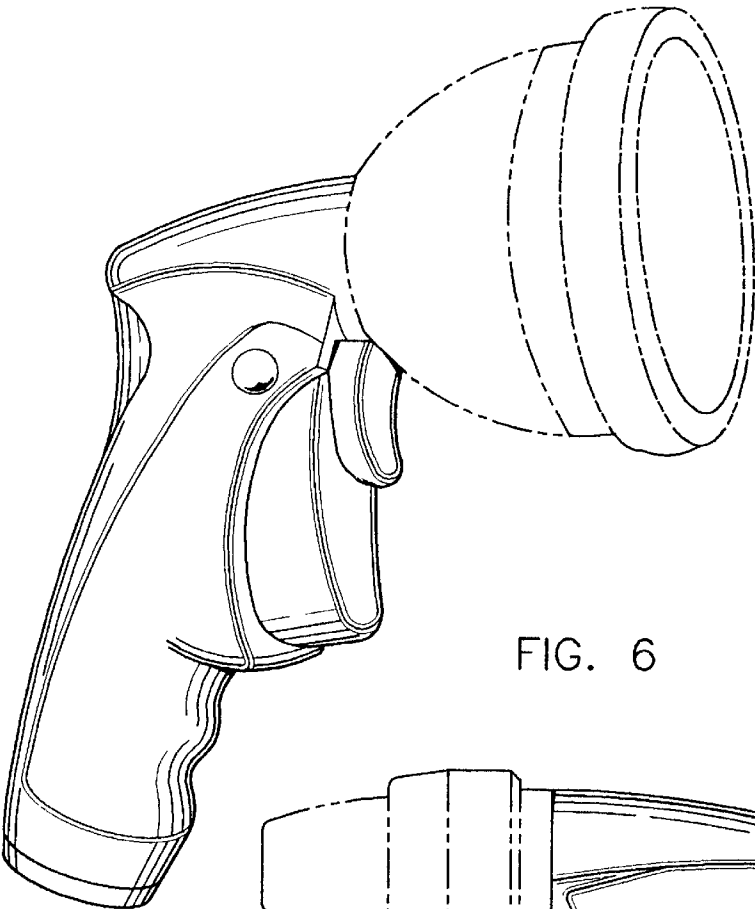


FIG. 6

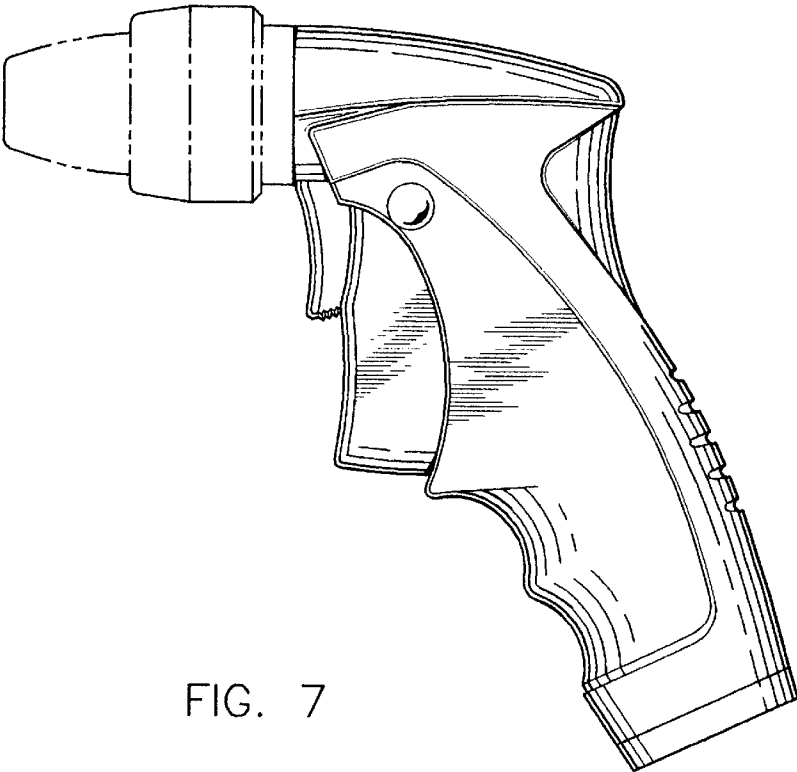


FIG. 7