

(19) World Intellectual Property Organization
International Bureau



(43) International Publication Date
12 February 2009 (12.02.2009)

PCT

(10) International Publication Number
WO 2009/019545 A1

(51) International Patent Classification:
A61F 13/15 (2006.01)

(21) International Application Number:
PCT/IB2008/000639

(22) International Filing Date: 7 March 2008 (07.03.2008)

(25) Filing Language: English

(26) Publication Language: English

(30) Priority Data:
07425518.3 8 August 2007 (08.08.2007) EP

(71) Applicant (for all designated States except US): FAMEC-CANICA.DATA S.P.A. [IT/IT]; Via Aterno, 136, I-66020 Sambuceto di San Giovanni Teatino (Chieti) (IT).

(72) Inventor; and

(75) Inventor/Applicant (for US only): DE ANGELIS, Tonino [IT/IT]; Via Cadorna, 56, I-65100 Pescara (IT).

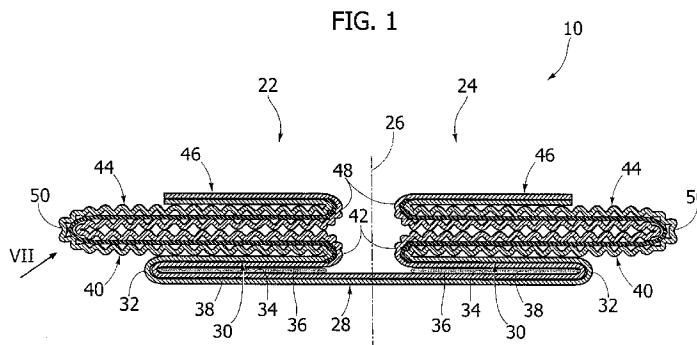
(74) Agents: MARCHITELLI, Mauro et al.; c/o Buzzi, Nottaro, & Antonielli D'Oulx S.r.l., Via Maria Vittoria 18, I-10133 Torino (IT).

(81) Designated States (unless otherwise indicated, for every kind of national protection available): AE, AG, AL, AM, AO, AT, AU, AZ, BA, BB, BG, BH, BR, BW, BY, BZ, CA, CH, CN, CO, CR, CU, CZ, DE, DK, DM, DO, DZ, EC, EE, EG, ES, FI, GB, GD, GE, GH, GM, GT, HN, HR, HU, ID, IL, IN, IS, JP, KE, KG, KM, KN, KP, KR, KZ, LA, LC, LK, LR, LS, LT, LU, LY, MA, MD, ME, MG, MK, MN, MW, MX, MY, MZ, NA, NG, NI, NO, NZ, OM, PG, PH, PL, PT, RO, RS, RU, SC, SD, SE, SG, SK, SL, SM, SV, SY, TJ, TM, TN, TR, TT, TZ, UA, UG, US, UZ, VC, VN, ZA, ZM, ZW.

(84) Designated States (unless otherwise indicated, for every kind of regional protection available): ARIPO (BW, GH, GM, KE, LS, MW, MZ, NA, SD, SL, SZ, TZ, UG, ZM, ZW), Eurasian (AM, AZ, BY, KG, KZ, MD, RU, TJ, TM), European (AT, BE, BG, CH, CY, CZ, DE, DK, EE, ES, FI, FR, GB, GR, HR, HU, IE, IS, IT, LT, LU, LV, MC, MT, NL, NO, PL, PT, RO, SE, SI, SK, TR), OAPI (BF, BJ, CF, CG, CI, CM, GA, GN, GQ, GW, ML, MR, NE, SN, TD, TG).

Published:
— with international search report
— with amended claims

(54) Title: A CLOSURE ELEMENT WITH ELASTIC SIDE PANELS FOR ABSORBENT SANITARY PRODUCTS, ABSORBENT SANITARY PRODUCT AND RESPECTIVE MANUFACTURING METHOD



(57) Abstract: A closure element (10) with elastic side panels for absorbent pant-like sanitary products (52), said element (10) being formed starting from a strip (12) at least partially made of elasticised material (16) folded in transverse directions so as to form two parts (22, 24), symmetrical relative to a central transverse plane (26), each of said parts (22, 24) being able to form a side panel (76) of an absorbent sanitary product (52), said closure element (10) comprising: - a first branch (28) that extends continuously through said central transverse plane (26); - two second branches (30) connected to respective opposite ends of the first branch (28) by means of respective first folds (32), distal relative to said central transverse plane (26), in which the first branch (28) and the two second branches (30) have respective mutually facing surfaces (34, 36) permanently fastened to each other; - two third branches (40) connected to respective ends of second branches (30) by means of respective second folds (42), proximal and distanced relative to said central transverse plane (26); - two fourth branches (44) connected to respective ends of the two third branches (40) in distal positions relative to said central transverse plane (26); and - two fifth branches (46) connected to respective ends of the fourth branches (44) by means of respective third folds (48), proximal and distanced relative to said central transverse plane (26).

WO 2009/019545 A1

"A closure element with elastic side panels for absorbent sanitary products, absorbent sanitary product and respective manufacturing method"

5 Field of the invention

The present invention relates to absorbent sanitary products and it was developed with particular attention to the possible application to pant-like absorbent sanitary products. A typical example of
10 absorbent sanitary products of this kind is represented by the so-called training-pants.

Description of the related art

The document US-A-2002/0111596 (Fletcher et al.), discloses a pant-like absorbent garment having
15 removable side panels that are releasable and refastenable, so that the absorbent garment can be opened and closed on the front side or on the back side of the garment, both on the right side and on the left side. The removable side panels can be reused with a
20 disposable absorbent section of the garment and they are made of partially or completely elasticised material. Each side panel is formed by a strip folded so as to present four parallel branches, with two central branches joined to each other by a fold and
25 with each of the two central branches connected by a respective fold to a respective outer branch. The two outer branches are fastened to respective micro-hook fasteners.

In this known solution, each side panel is an
30 autonomous component. Therefore, automatic machines for the production of garments of this kind must apply two side panels for each garment. On the production line, the side panels must be applied alternatively in mutually opposite directions, which considerably
35 complicates the device that applies the side panels.

The document EP-A-1523968 by the same applicant discloses a closure element formed by two symmetric parts which, after the application to a continuous chain of product blanks, is cut together with the chain
5 of blanks at the plane of symmetry to form two side closures of two adjacent products. This solution enables to apply a single closure element for each product and all closure elements are applied with the same orientation. However, the document EP-A-1523968
10 does not provide any teachings that allow easily to obtain elastic side panels able to form the flanks of the absorbing product.

Object and disclosure of the invention

The object of the present invention is to overcome
15 the drawbacks of the prior art.

According to the present invention, said object is achieved by a closure element with elastic side panels having the characteristics set out in claim 1 and by a method for the manufacture of sanitary products having
20 the characteristics set out in claim 13. The claims are an integral part of the technical teachings provided herein in relation to the invention.

As will become readily apparent in the course of the detailed description that follows, the present
25 invention enables to obtain an excellent product with elasticised flanks, with maximum efficiency of the elastic material. The present invention also enables to simplify considerably automatic lines for the manufacture of pant-like sanitary products and with
30 elastic flanks. The present invention provides for applying only one closure element for each product and all the closure elements are applied with the same orientation. With respect to the solution described in the document US-A-2002/0111596, it is not necessary to
35 apply the side panels with alternating orientation.

Each closure element originates two side panels as a result of a transverse cut of the continuous chain of product blanks.

According to preferred characteristics of the present invention, it is possible to manufacture pant-like absorbent sanitary products openable in tear-off fashion or openable and re-fastenable.

Brief description of the accompanying drawings

The present invention shall now be described in detail with reference to the accompanying drawings, provided purely by way of non limiting example, in which:

- figure 1 is a cross section of a closure element with elastic side panels according to the solution described herein,

- figure 2 is a cross section of a strip-shaped element used to manufacture the closure element of figure 1,

- figure 3 is a schematic perspective view showing a method for manufacturing absorbent sanitary products, using closure elements according to the solution described herein,

- figure 4 is an enlarged scale section along the line IV-IV of figure 3,

- figure 5 is a schematic perspective view showing a sanitary product indicated by the arrow V in figure in conditions of use,

- figure 6 is an enlarged scale section along the line IV-IV of figure 5,

- figures 7, 8 and 9 are enlarged sections showing embodiments of the part indicated by the arrow VII in figure 1, and

- figure 10 is a section corresponding to figure 4 and showing an additional variant of the solution described herein.

Detailed description of embodiment examples

With reference to figure 1, the number 10 indicates a closure element with elastic side panels for pant-like absorbent sanitary products. The element 5 1 is obtained starting from a strip indicated by 12 in figure 2. The strip 12 comprises segments 14 of non elasticised material alternating with segments 16 of elasticised material.

Preferably, the strip 12 comprises two mutually 10 coupled layers of non-woven fabric 18 between which, in the elasticised segments 16, are applied non pre-tensioned elastic films 20, of a commercially available type, which become elastic after mechanical activation of the layers of non-woven fabric 18. Alternatively, 15 the elasticised segments 16 can be obtained by means of pre-tensioned elastic threads 20 (e.g. of the material marketed with the trademark Lycra[®] by Dupont) or from elastic films 20. The aforesaid elasticisation operations are carried out according to known 20 technologies.

In the absence of a force in the longitudinal direction, in the segments of elasticised material 16 the layers of non-woven fabric 18 can assume an undulated shape as shown in figure 2. Under the action 25 of a longitudinal force, the segments of elasticised material 16 elongate and the layers of non-woven fabric 18 extend.

With reference to figure 1, the closure element 10 with elastic side panels according to the solution 30 described herein is obtained by subjecting the strip 12 to a plurality of 180° folds in transverse directions relative to the longitudinal direction of the strip 12. As a result of such folds, the element 10 assumes the conformation shown in figure 1.

The closure element 10 comprises two parts 22, 24 that are symmetrical relative to a central transverse plane 26. As shall become clear below, each of the two parts 22, 24 is destined to form a side panel of a sanitary product after a cut of the closure element 10 at the central transverse plane 26.

The closure element 10 comprises a first branch 28 of non elasticised material that extends continuously through the central transverse plane 26. Two second branches 30 of non elasticised material are connected to respective opposite ends of the first branch 28 by means of respective first folds 32, distal relative to the central transverse plane 26. The first branch 28 and the two second branches 30 have respective mutually facing surfaces 34, 36 that are permanently fastened to each other, e.g. by means of respective layers of glue 38 or by welding.

The closure element 10 further comprises two third branches 40 of elasticised material connected to respective ends of the second branches 30 by means of respective second folds 42, proximal relative to the central transverse plane 26. Two fourth branches 44 of elasticised material are connected to respective ends of the two third branches 40 in distal positions relative to the central transverse plane 26. Two fifth branches 46 of non elasticised material are connected to respective ends of the fourth branches 44 by means of respective third folds 48, proximal relative to the central transverse plane 26.

The second folds 42 and the third folds 48 are distanced relative to the central transverse plane 26, so as to leave an empty space around the central plane 26 at a central area of the first branch 38. The third branches 40 and fourth branches 44 extend outwards in the lateral direction beyond the outer lateral ends of

the second branches 30 and of the fifth branches 46. Preferably, the second branches 30 and the fifth branches 46 have substantially the same length. In the embodiment shown in figure 1, the third branches 40 are
5 connected to the respective fourth branches 44 by means of respective fourth folds 50.

Figure 3 schematically illustrates a method for the production of pant-like absorbent sanitary products. One of said products is indicated 52 in
10 figure 3. The products 52 are obtained starting from a continuous chain of blanks 54 that advances in the longitudinal direction indicated by the arrow 56. The chain of blanks 54 is formed according to known criteria. Typically, the chain of blanks has a sandwich
15 structure comprising a topsheet 58 and a backsheet 60 between which is positioned an absorbent layer. The chain of blanks 54 is provided with openings 62 distanced from each other in the longitudinal direction forming the leg openings of the products 52. Figure 3
20 shows a sequence of production of products 52 of the type called cross-direction. In machines of this kind, the continuous longitudinal chain of blanks 54 is subjected to a folding indicated schematically by the arrow 64, as a result of which two opposite
25 longitudinal edges 66, 68 of the chain of blanks 54 are mutually superposed.

Before folding the continuous chain of blanks 54 in the direction indicated by the arrow 64, the closure elements 10 are applied to the chain 54 in positions
30 that are mutually distanced in the longitudinal direction. The closure elements 10 are applied in such a way that the central transverse plane 26 of each element 10 is substantially aligned to a transverse demarcation line 70 between each pair of adjacent
35 blanks 54. The elements of figure 10 are applied on the

topsheet 58 at one of the two longitudinal edges 66, 68 (at the longitudinal edge 66 in the representation of figure 3). A single closure element 10 is applied at each demarcation line 70 and all the closure elements 10 are applied with the same orientation. The closure elements 10 are applied to the chain of blanks 54 by gluing, welding or by micro-hook fasteners. In the example shown in figure 3, the first branch 28 of each closure element 10 is glued to the topsheet 58 at the longitudinal edge 66. As a result of the folding in the direction indicated by the arrow 64, the topsheet 58 adjacent to the opposite edge 68 is glued to the fifth branches 46 of each closure element 10.

The closure elements 10 could also be applied in upside down direction relative to the one of figure 3, i.e. with the fifth branches 46 glued to the topsheet 58 at the edge 66 and with the opposite edge 68 that is glued to the first branch 28 of each element 10 as a result of the folding of the chain of blanks 54 in the direction indicated by the arrow 64.

After the folding of the chain of blanks 54 according to the arrow 64, the junction area between each pair of adjacent blanks 54 assumes the shape shown in figure 4. The demarcation line 70 between two adjacent blanks 54 is positioned substantially at the central transverse plane 26 of each closure element 10. The two parts 22, 24 of each closure element 10 are positioned at opposite sides relative to the demarcation line 70. The first branch 28 of the closure element 10 is fastened to the topsheet 58 of the front or dorsal side of the blank 54 by means of a layer of glue 72 and the fifth branches 46 of the closure element 10 are fastened by means of layers of glue 74 to the topsheet 58 of the opposite side (back or front) of the blanks 54.

In this condition, a transverse cut is executed along the demarcation line 70 between each pair of adjacent blanks 54. With this operation are cut the topsheet 58 and the backsheet 60 of the back side, the first branch 28 of the closure element 10 and the topsheet 58 and the backsheet 60 of the front side. As a result of the cut, the finished products 52 are obtained, one of which is shown in the right part of figure 3.

Figure 5 shows an absorbent sanitary product obtained with the method described above in the condition of use. The product 52 is provided with two side panels 76 of elasticised material, formed by the third branch 40 and by the fourth branch 44 of each part 22, 24 of a closure element 10. As can be noted in particular in figure 6, in segments in correspondence with the layers of glue 38, 74 the material is not elasticised. This enables to reduce the thickness of the junction areas and to improve the adhesive connection. The area of elasticised material extends solely at the areas lacking glue and this enables to exploit the elasticised part completely.

In the embodiment described so far, a pant-like product 52 with elasticised flanks is obtained. According to a first variant of the present invention shown in figure 7, each closure element 10 can be provided with preferential breaking lines 78 positioned at the fourth folds 50. In this way, each side panel 56 is provided in central position with a tear-off line for the removal of the product 52. Alternatively, the two branches 40, 44 could be mutually connected by means of mechanical welding, heat welding, ultrasound welding, etc.

According to an additional advantageous characteristic of the solution described herein, the

product can be openable and refastenable. As shown in figure 10, to obtain the capability of opening and refastening the product 52, a micro-hooks fastener 80 can be provided in the connecting area between the third branches 40 and the fourth branches 44 of each closure element 10. The micro-hooks fastener 80 extends at the centre of each side panel 76 and it enables to open, inspect and possibly to refasten the product 52 while it is worn.

10 As an alternative to the use of a micro-hooks fastener 80, figure 9 shows the use of a layer of "pressure sensitive" glue 82 which mutually connects the ends of the third branches 40 and of the fourth branches 44 of each fastening element 10. The layer of glue 82 enables to open and refasten each side panel 76 in a manner similar to a micro-hooks fastener.

As an additional alternative to obtain an openable and refastenable product, the solution shown in figure 10 can be used. In this case, the fifth branches 46 of each closure device 10 are connected to the corresponding topsheet 58 by means of micro-hooks 84 fasteners. Each micro-hooks fastener 84 is fastened to the branch 46 and to the topsheet 58 by means of respective layers of glue 74, 85. The closure device 84 can be provided on the front side or on the back side of the product. The micro-hooks fastener 84 also enables to effect an adjustment of the diameter of the waist of the product 52. Alternatively, the micro-hooks fastener 84 can be applied to the first branch 28. As an additional alternative, the first branch 28 and/or the fifth branches 46 can be fastened to the respective topsheets 58 by means of layers of glue of the openable and refastenable type (pressure sensitive).

In the preceding description, the method for the manufacture of products has been described according to

a cross-direction configuration, in which the longitudinal extension of the products is transverse relative to the direction of advance of the chain of blanks. The solution described herein can also be
5 applied in "machine-direction" manufacturing methods, in which the product blanks are positioned with their longitudinal extension parallel to the direction of advance of the blanks.

CLAIMS

1. A closure element (10) with elastic side panels for disposable pant-like absorbent sanitary products (52), said element (10) being formed starting from a strip (12) at least partially made of elasticised material (16) folded in transverse directions so as to form two parts (22, 24), symmetrical relative to a central transverse plane (26), each of said parts (22, 24) being able to form a side panel (76) of an absorbent sanitary product (52), said closure element (10) comprising:

- a first branch (28) that extends continuously through said central transverse plane (26);

- two second branches (30) connected to respective opposite ends of the first branch (28) by means of respective first folds (32), distal relative to said central transverse plane (26), in which the first branch (28) and the two second branches (30) have respective mutually facing surfaces (34, 36) permanently fastened to each other;

- two third branches (40) connected to respective ends of the second branches (30) by means of respective second folds (42), proximal and distanced relative to said central transverse plane (26);

- two fourth branches (44) connected to respective ends of the two third branches (40) in distal positions relative to said central transverse plane (26); and

- two fifth branches (46) connected to respective ends of the fourth branches (44) by means of respective third folds (48), proximal and distanced relative to said central transverse plane (26).

2. Closure element as claimed in claim 1, characterised in that said elasticised material (16) does not extend in correspondence with segments (28,

30, 46) on which layers of glue are intended to be applied or are to be applied.

3. Closure element as claimed in claim 1, wherein the third branches (40) and the fourth branches (44) are made of elasticised material.

4. Closure element as claimed in claim 1 or claim 3, characterised in that the first branch (28), the second branches (30) and the fifth branches (46) are made of non elasticised material.

5. Closure element as claimed in any of claims 1 to 4, wherein each third branch (40) is connected to a respective fourth branch (44) by means of a fourth fold (50).

6. Closure element as claimed in any of claims 1 to 4, wherein each third branch (40) is connected to a respective fourth branch (44) by means of mechanical welding, heat welding, or ultrasound welding.

7. Closure element as claimed in claim 5, wherein a preferential breaking line (78) is provided at said fourth fold (50).

8. Closure element as claimed in any of claims 1 to 4, wherein each third branch (40) is connected to the respective fourth branch (44) by means of micro-hooks fasteners (80).

9. Closure element as claimed in any of claims 1 to 4, wherein each third branch (40) is connected to the respective fourth branch (44) by means of an openable and refastenable layer of glue (82).

10. Closure element as claimed in any one of the claims 1 through 4, wherein the fifth branches (46) are fastened to respective micro-hooks fasteners (84).

11. Closure element as claimed in any of claims 1 to 4, wherein the first branch (28) is fastened to a micro-hooks fastener.

12. A disposable pant-like absorbent sanitary product, comprising an absorbing structure and two elastic side panels (76), characterised in that each of said elastic side panels (76) is formed by one half
5 (22, 24) of a closure element (10) according to one or more of claims 1 through 11.

13. Method for manufacturing disposable pant-like absorbent sanitary products, comprising the steps of:

- forming a continuous longitudinal chain of
10 product blanks (54) having a mutually opposite first and a second longitudinal edge (66, 68);

- fastening to said chain of blanks (54) closure elements (10) according to one or more of claims 1 through 11, distanced from each other in longitudinal
15 direction, at a first longitudinal edge (66), with the central transverse plane (26) of each closure element (10) positioned at a demarcation line (70) between each pair of adjacent blanks (54);

- folding said chain of blanks (54) so as to
20 mutually superpose said opposite longitudinal edges (66, 68) and fastening the second longitudinal edge (68) to said closure elements (10); and

- cutting said chain of blanks (54) and said closure elements (10) along said demarcation line (70)
25 so that as a result of the cut the two symmetrical parts (22, 24) of each closure element (10) form respective side panels (76) of two successive products (52).

14. Method as claimed in claim 13, characterised
30 in that each closure element (10) is fastened to the first longitudinal edge (66) of the continuous chain of products blanks (54) by means of a system selected among: welding, layer of glue (72), and micro-hooks fastener.

15. Method as claimed in claim 13, characterised in that the second longitudinal edge (68) of the continuous chain of products blanks (10) is fastened to each closure element (10) by means of a system selected among: welding, layer of glue (74), and micro-hooks (84) fastener.

AMENDED CLAIMS**(received by the International Bureau on 22 September 2008 (22.09.2008))**

1. A closure element (10) with elastic side panels for disposable pant-like absorbent sanitary products (52), said element (10) being formed starting from a strip (12) at least partially made of elasticised material (16) folded in transverse directions so as to form two parts (22, 24), symmetrical relative to a central transverse plane (26), each of said parts (22, 24) being able to form a side panel (76) of an absorbent sanitary product (52), said closure element (10) comprising:

- a first branch (28) made of non elasticised material, that extends continuously through said central transverse plane (26);

- two second branches (30) made of non elasticised material, connected to respective opposite ends of the first branch (28) by means of respective first folds (32), distal relative to said central transverse plane (26), in which the first branch (28) and the two second branches (30) have respective mutually facing surfaces (34, 36) permanently fastened to each other;

- two third branches (40) made of elasticised material, connected to respective ends of the second branches (30) by means of respective second folds (42), proximal and distanced relative to said central transverse plane (26);

- two fourth branches (44) made of elasticised material, connected to respective ends of the two third branches (40) in distal positions relative to said central transverse plane (26); and

- two fifth branches (46) made of non elasticised material, connected to respective ends of the fourth branches (44) by means of respective third folds (48), proximal and distanced relative to said central transverse plane (26).

2. Closure element as claimed in claim 1, wherein each third branch (40) is connected to a respective fourth branch (44) by means of a fourth fold (50).

3. Closure element as claimed in claim 1, wherein
5 each third branch (40) is connected to a respective fourth branch (44) by welding.

4. Closure element as claimed in claim 3, wherein a preferential breaking line (78) is provided at said fourth fold (50).

10 5. Closure element as claimed in claim 1, wherein each third branch (40) is connected to the respective fourth branch (44) by means of micro-hooks fasteners (80).

15 6. Closure element as claimed in claim 1, wherein each third branch (40) is connected to the respective fourth branch (44) by means of an openable and refastenable layer of glue (82).

20 7. Closure element as claimed in claim 1, wherein the fifth branches (46) are fastened to respective micro-hooks fasteners (84).

8. Closure element as claimed in claim 1, wherein the first branch (28) is fastened to a micro-hooks fastener.

25 9. A disposable pant-like absorbent sanitary product, comprising an absorbing structure and two elastic side panels (76), characterised in that each of said elastic side panels (76) is formed by one half (22, 24) of a closure element (10) according to one or more of claims 1 through 8.

30 10. Method for manufacturing disposable pant-like absorbent sanitary products, comprising the steps of:

↳ forming a continuous longitudinal chain of product blanks (54) having a mutually opposite first and a second longitudinal edge (66, 68);

- fastening to said chain of blanks (54) closure elements (10) according to one or more of claims 1 through 9, distanced from each other in longitudinal direction, at a first longitudinal edge (66), with the central transverse plane (26) of each closure element (10) positioned at a demarcation line (70) between each pair of adjacent blanks (54);

- folding said chain of blanks (54) so as to mutually superpose said opposite longitudinal edges (66, 68) and fastening the second longitudinal edge (68) to said closure elements (10); and

- cutting said chain of blanks (54) and said closure elements (10) along said demarcation line (70) so that as a result of the cut the two symmetrical parts (22, 24) of each closure element (10) form respective side panels (76) of two successive products (52).

11. Method as claimed in claim 10, characterised in that each closure element (10) is fastened to the first longitudinal edge (66) of the continuous chain of products blanks (54) by means of a system selected among: welding, layer of glue (72), and micro-hooks fastener.

12. Method as claimed in claim 11, characterised in that the second longitudinal edge (68) of the continuous chain of products blanks (10) is fastened to each closure element (10) by means of a system selected among: welding, layer of glue (74), and micro-hooks (84) fastener.

30

FIG. 1

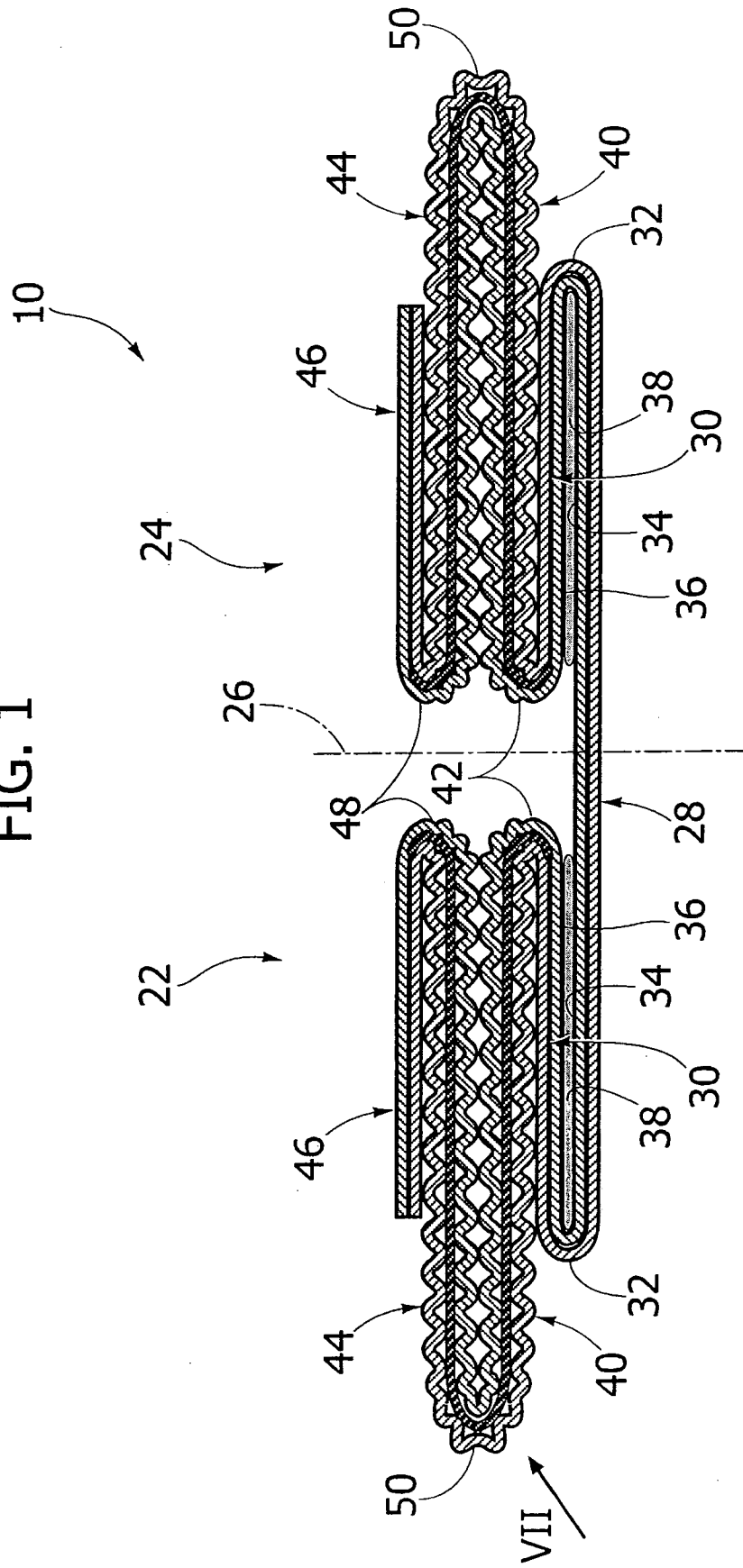


FIG. 2

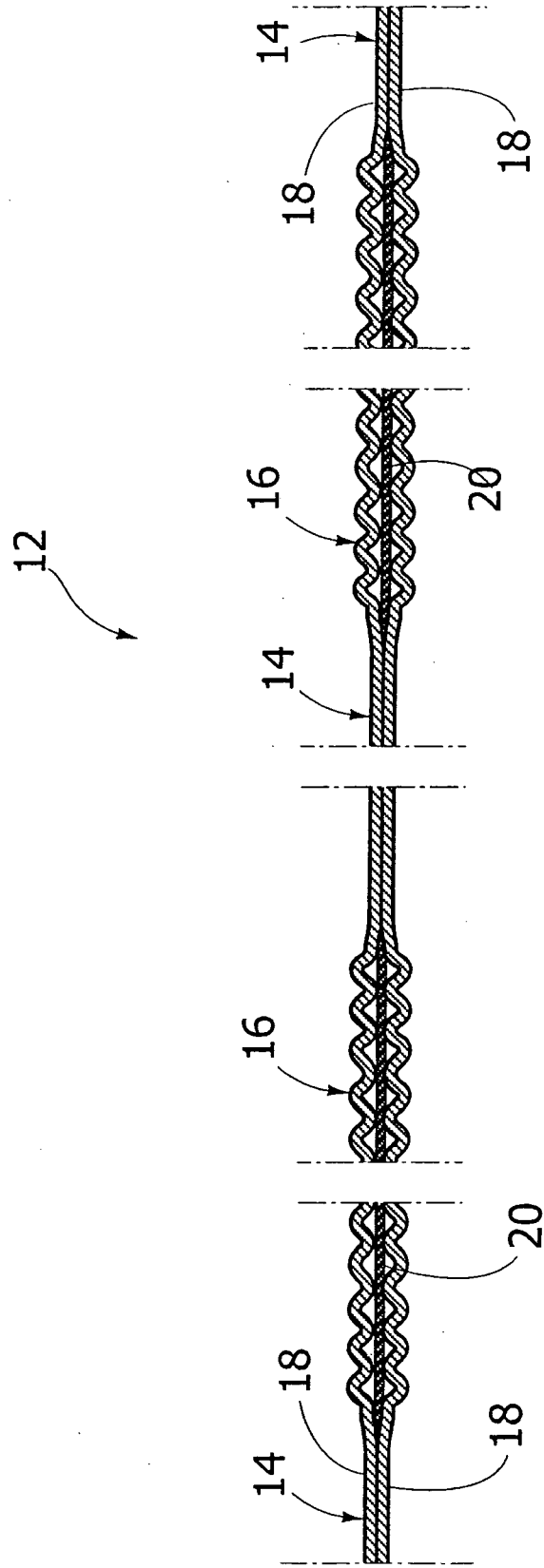


FIG. 3

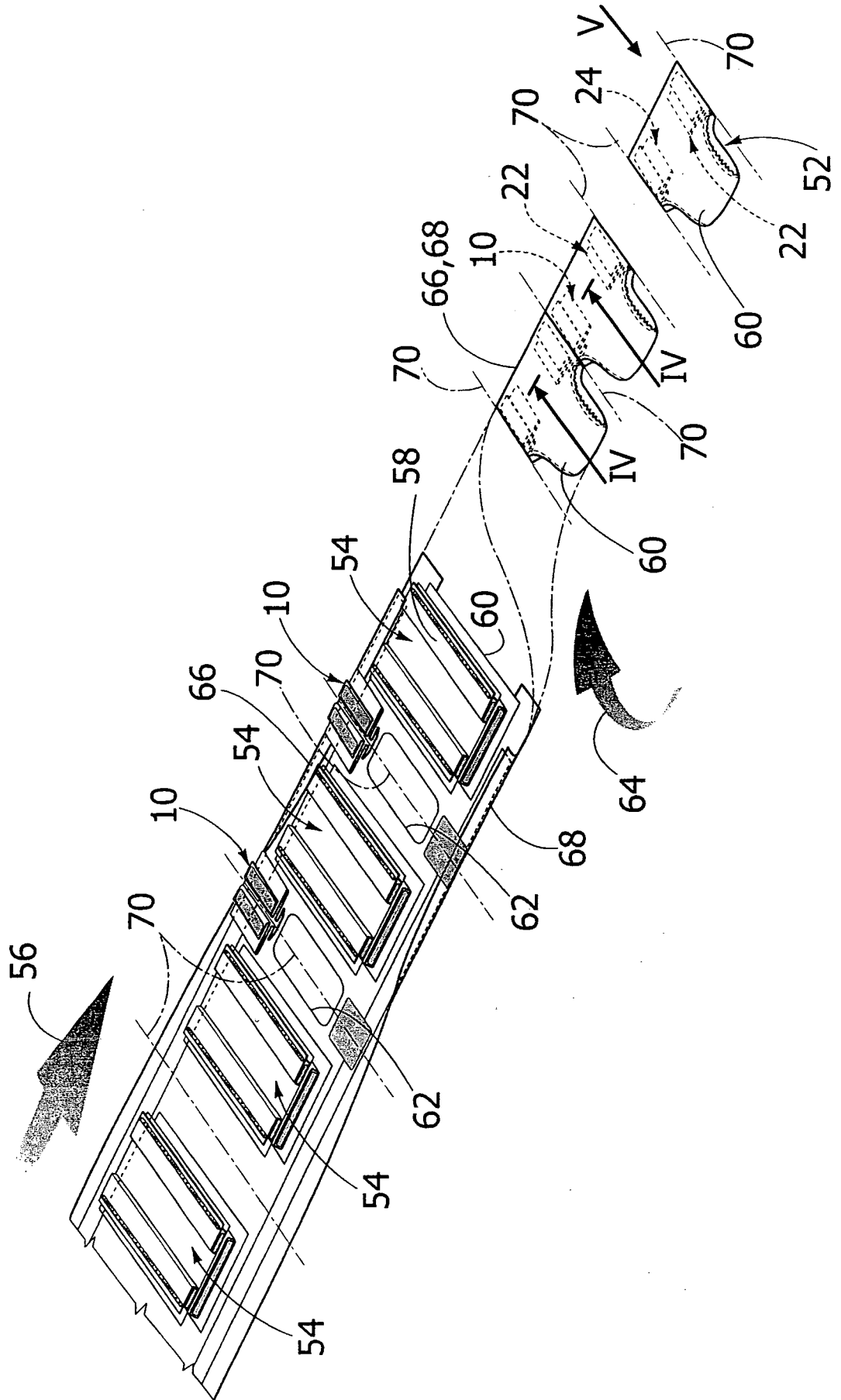


FIG. 4

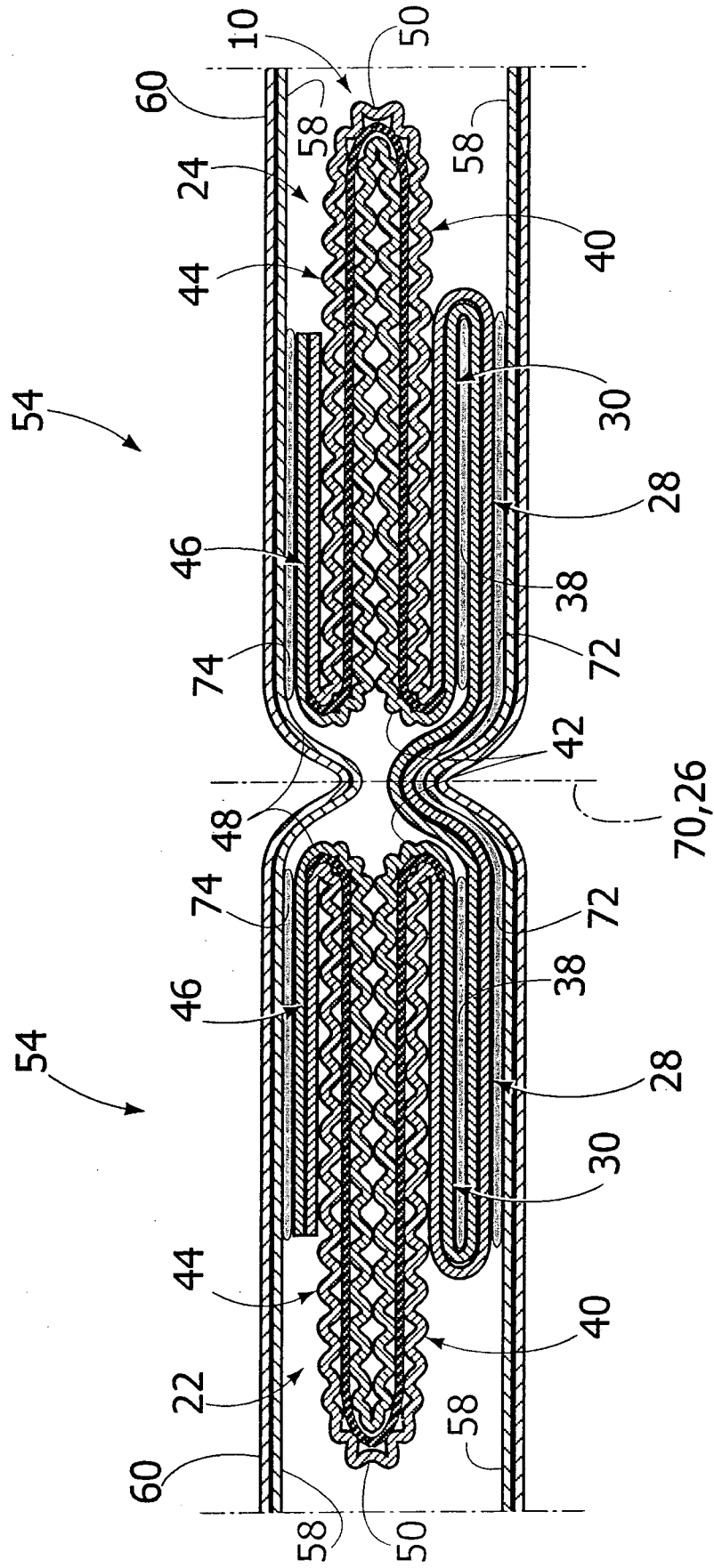


FIG. 5

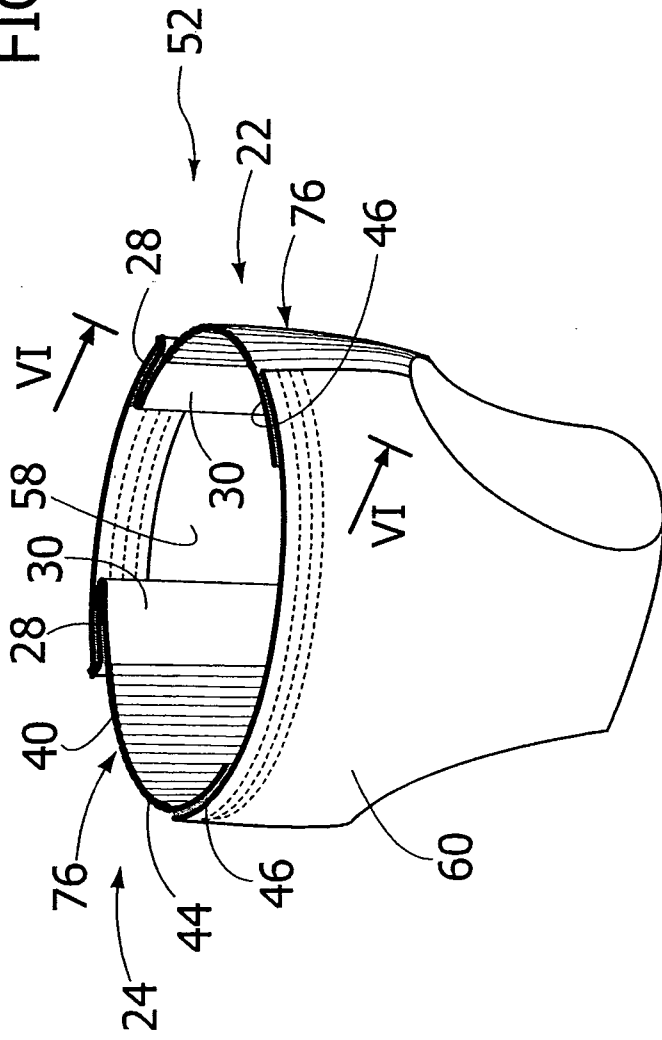


FIG. 6

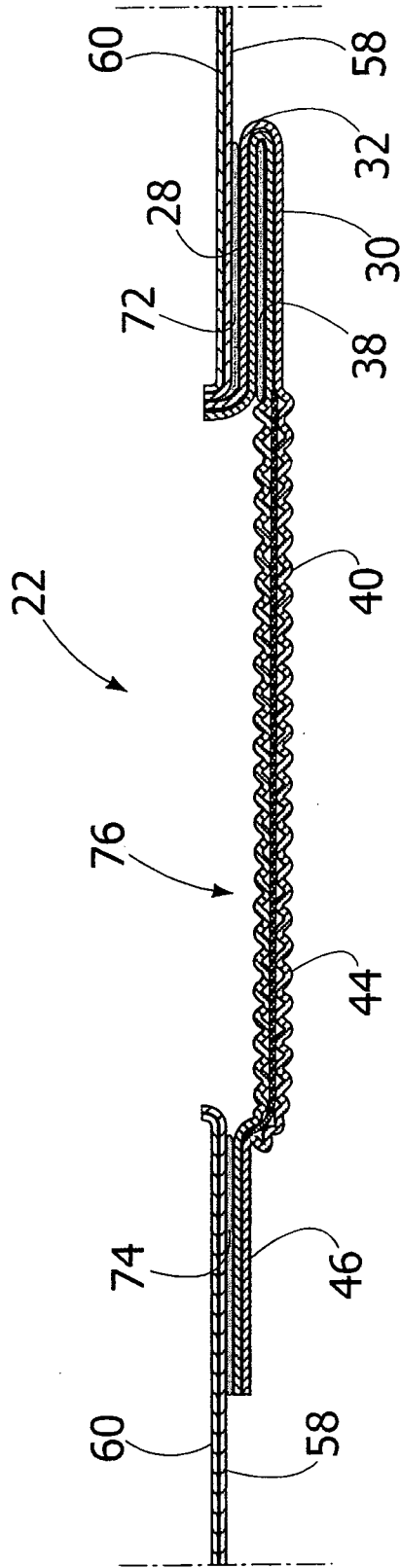


FIG. 7

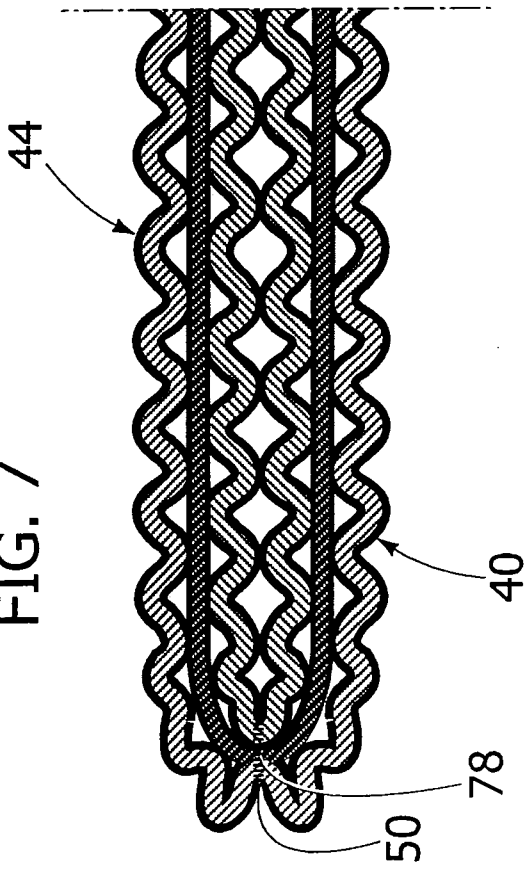


FIG. 8

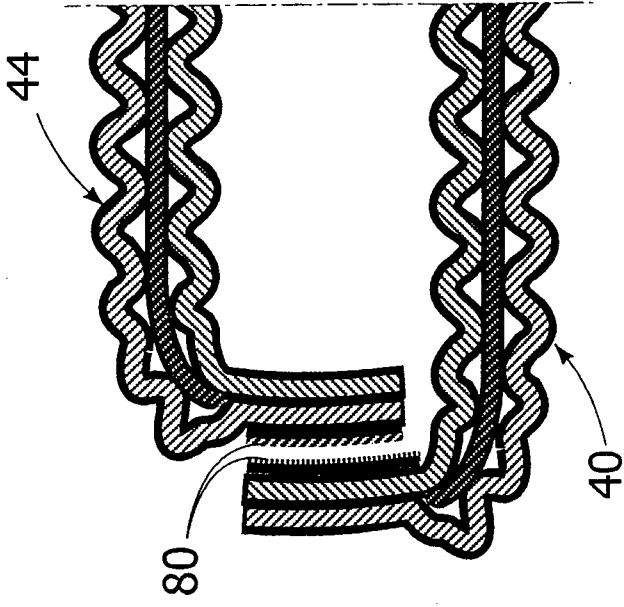


FIG. 9

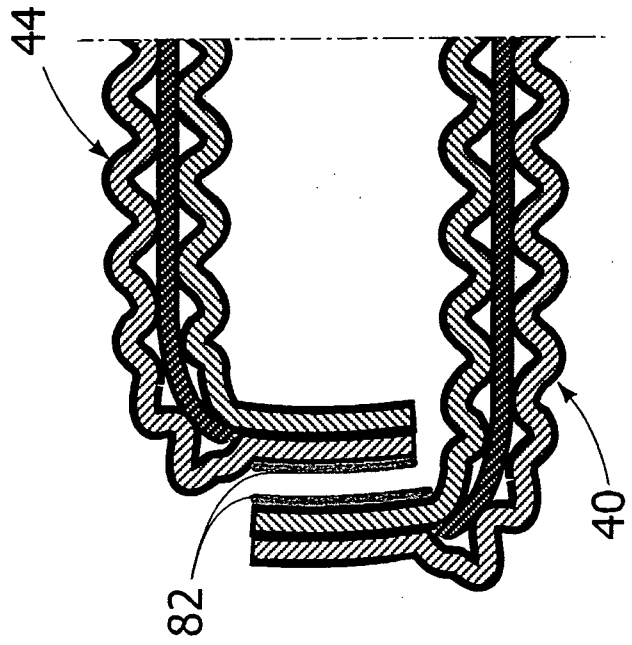
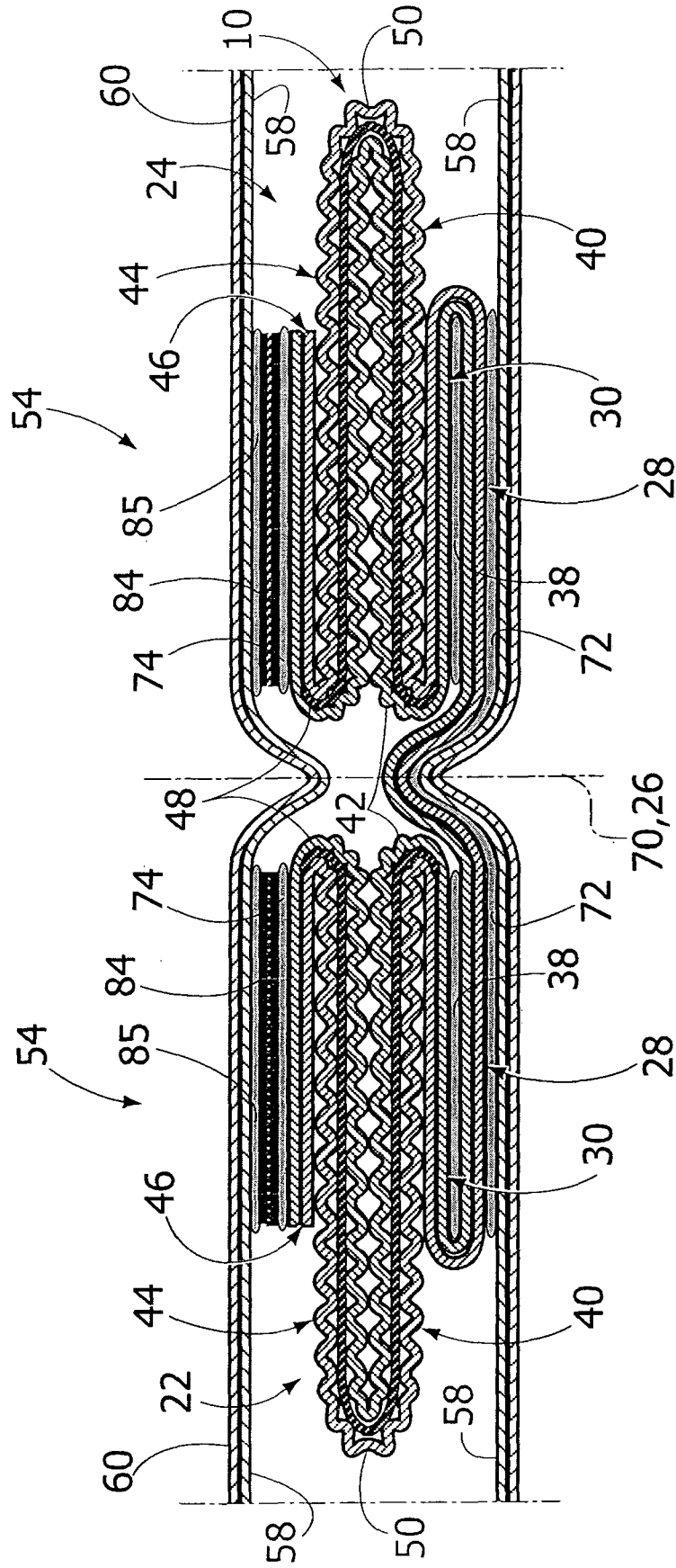


FIG. 10



INTERNATIONAL SEARCH REPORT

International application No
PCT/IB2008/000639

A. CLASSIFICATION OF SUBJECT MATTER INV. A61F13/15				
According to International Patent Classification (IPC) or to both national classification and IPC				
B. FIELDS SEARCHED				
Minimum documentation searched (classification system followed by classification symbols) A61F				
Documentation searched other than minimum documentation to the extent that such documents are included in the fields searched				
Electronic data base consulted during the international search (name of data base and, where practical, search terms used) EPO-Internal				
C. DOCUMENTS CONSIDERED TO BE RELEVANT				
Category*	Citation of document, with indication, where appropriate, of the relevant passages	Relevant to claim No.		
X	US 2002/111596 A1 (FLETCHER AMY L [US] ET AL) 15 August 2002 (2002-08-15) page 1, paragraph 1 page 7, paragraphs 81,83 page 8, paragraph 92 page 9, paragraph 93 - paragraph 94	1-6,9-15		
Y	----- figures 9-11	1,9, 12-15		
Y	EP 1 523 968 A (FAMECCANICA DATA S P A [IT]) 20 April 2005 (2005-04-20) column 5, paragraph 29 column 7, paragraphs 44,46 figures 1,19-22 ----- -/--	1,12-15		
<input checked="" type="checkbox"/> Further documents are listed in the continuation of Box C. <input checked="" type="checkbox"/> See patent family annex.				
* Special categories of cited documents :				
<table style="width: 100%; border: none;"> <tr> <td style="width: 50%; border: none; vertical-align: top;"> <ul style="list-style-type: none"> "A" document defining the general state of the art which is not considered to be of particular relevance "E" earlier document but published on or after the international filing date "L" document which may throw doubts on priority claim(s) or which is cited to establish the publication date of another citation or other special reason (as specified) "O" document referring to an oral disclosure, use, exhibition or other means "P" document published prior to the international filing date but later than the priority date claimed </td> <td style="width: 50%; border: none; vertical-align: top;"> <ul style="list-style-type: none"> "T" later document published after the international filing date or priority date and not in conflict with the application but cited to understand the principle or theory underlying the invention "X" document of particular relevance; the claimed invention cannot be considered novel or cannot be considered to involve an inventive step when the document is taken alone "Y" document of particular relevance; the claimed invention cannot be considered to involve an inventive step when the document is combined with one or more other such documents, such combination being obvious to a person skilled in the art. "&" document member of the same patent family </td> </tr> </table>			<ul style="list-style-type: none"> "A" document defining the general state of the art which is not considered to be of particular relevance "E" earlier document but published on or after the international filing date "L" document which may throw doubts on priority claim(s) or which is cited to establish the publication date of another citation or other special reason (as specified) "O" document referring to an oral disclosure, use, exhibition or other means "P" document published prior to the international filing date but later than the priority date claimed 	<ul style="list-style-type: none"> "T" later document published after the international filing date or priority date and not in conflict with the application but cited to understand the principle or theory underlying the invention "X" document of particular relevance; the claimed invention cannot be considered novel or cannot be considered to involve an inventive step when the document is taken alone "Y" document of particular relevance; the claimed invention cannot be considered to involve an inventive step when the document is combined with one or more other such documents, such combination being obvious to a person skilled in the art. "&" document member of the same patent family
<ul style="list-style-type: none"> "A" document defining the general state of the art which is not considered to be of particular relevance "E" earlier document but published on or after the international filing date "L" document which may throw doubts on priority claim(s) or which is cited to establish the publication date of another citation or other special reason (as specified) "O" document referring to an oral disclosure, use, exhibition or other means "P" document published prior to the international filing date but later than the priority date claimed 	<ul style="list-style-type: none"> "T" later document published after the international filing date or priority date and not in conflict with the application but cited to understand the principle or theory underlying the invention "X" document of particular relevance; the claimed invention cannot be considered novel or cannot be considered to involve an inventive step when the document is taken alone "Y" document of particular relevance; the claimed invention cannot be considered to involve an inventive step when the document is combined with one or more other such documents, such combination being obvious to a person skilled in the art. "&" document member of the same patent family 			
Date of the actual completion of the international search <div style="text-align: center; font-size: 1.2em;">9 June 2008</div>		Date of mailing of the international search report <div style="text-align: center; font-size: 1.2em;">11/07/2008</div>		
Name and mailing address of the ISA/ European Patent Office, P.B. 5818 Patentlaan 2 NL - 2280 HV Rijswijk Tel. (+31-70) 340-2040, Tx. 31 651 epo nl, Fax: (+31-70) 340-3016		Authorized officer <div style="text-align: center; font-size: 1.2em;">Gennari, Silvia</div>		

INTERNATIONAL SEARCH REPORT

 International application No
 PCT/IB2008/000639

C(Continuation). DOCUMENTS CONSIDERED TO BE RELEVANT

Category*	Citation of document, with indication, where appropriate, of the relevant passages	Relevant to claim No.
Y	US 2006/042746 A1 (UKEGAWA KAZUO [JP]) 2 March 2006 (2006-03-02) page 1, paragraphs 1,2 figures 6-9 claims 1-11	13-15
Y	EP 1 459 721 A (UNI CHARM CORP [JP]) 22 September 2004 (2004-09-22) column 6, paragraph 18; figure 5	1,9,12
Y	WO 01/87216 A (KIMBERLY CLARK CO [US]) 22 November 2001 (2001-11-22) page 18 - page 19	13-15
Y	US 4 014 339 A (TRITSCH LUDWIG) 29 March 1977 (1977-03-29) column 2, line 46 - line 68 figure 2	1,12
A	US 4 237 890 A (LAPLANCHE PIERRE [FR]) 9 December 1980 (1980-12-09) column 3, line 29 - column 4, line 34; figures 1-8	1-11
A	US 2001/034512 A1 (KARLSSON KATHARINA [SE] ET AL) 25 October 2001 (2001-10-25) page 2, paragraphs 16,20 figure 2	1-12

INTERNATIONAL SEARCH REPORT

Information on patent family members

International application No

PCT/IB2008/000639

Patent document cited in search report	Publication date	Patent family member(s)	Publication date	
US 2002111596	A1	15-08-2002 AU 2002251893 A1	04-09-2002	
		MX PA03006633 A	15-10-2003	
		WO 02065961 A2	29-08-2002	
EP 1523968	A	20-04-2005 US 2005113793 A1	26-05-2005	
		US 2008099124 A1	01-05-2008	
US 2006042746	A1	02-03-2006 EP 1792594 A1	06-06-2007	
		WO 2006025451 A1	09-03-2006	
		JP 2006095277 A	13-04-2006	
		KR 20070039162 A	11-04-2007	
		TW 272098 B	01-02-2007	
EP 1459721	A	22-09-2004 AU 2002354212 A1	30-06-2003	
		BR 0215138 A	03-11-2004	
		CA 2469638 A1	26-06-2003	
		CN 1604767 A	06-04-2005	
		WO 03051263 A1	26-06-2003	
		JP 2003245307 A	02-09-2003	
		TW 255710 B	01-06-2006	
		US 2004267227 A1	30-12-2004	
		WO 0187216	A	22-11-2001
			AU 6143901 A	26-11-2001
			BR 0110864 A	11-01-2005
			EP 1284705 A1	26-02-2003
			MX PA02011202 A	10-03-2003
			US 2003018315 A1	23-01-2003
			US 6893426 B1	17-05-2005
US 4014339	A	29-03-1977	NONE	
US 4237890	A	09-12-1980	BE 873225 A1	17-04-1979
			CA 1135003 A1	09-11-1982
			DE 2856869 A1	12-07-1979
			FR 2413891 A1	03-08-1979
			GB 2014035 A	22-08-1979
			IE 47720 B1	30-05-1984
			IT 1117558 B	17-02-1986
			JP 1056163 B	29-11-1989
			JP 1571254 C	25-07-1990
			JP 54100848 A	08-08-1979
			LU 80760 A1	13-04-1979
			NL 7900072 A	10-07-1979
			US 2001034512	A1