

**(12) STANDARD PATENT**  
**(19) AUSTRALIAN PATENT OFFICE**

(11) Application No. **AU 2016307987 B2**

(54) Title  
**Pyridin-3-yl acetic acid derivatives as inhibitors of human immunodeficiency virus replication**

(51) International Patent Classification(s)  
**C07D 405/14** (2006.01) **C07D 405/04** (2006.01)  
**A61K 31/4545** (2006.01) **C07D 487/04** (2006.01)  
**A61P 31/18** (2006.01) **C07D 491/052** (2006.01)  
**C07D 213/55** (2006.01)

(21) Application No: **2016307987** (22) Date of Filing: **2016.08.18**

(87) WIPO No: **WO17/029631**

(30) Priority Data

(31) Number	(32) Date	(33) Country
<b>62/207,560</b>	<b>2015.08.20</b>	<b>US</b>

(43) Publication Date: **2017.02.23**

(44) Accepted Journal Date: **2018.08.30**

(71) Applicant(s)  
**VIIV Healthcare UK (No.5) Limited**

(72) Inventor(s)  
**Kadow, John F.;Naidu, B. Narasimhulu;Tu, Yong**

(74) Agent / Attorney  
**Phillips Ormonde Fitzpatrick, PO Box 323, Collins Street West, VIC, 8007, AU**

(56) Related Art  
**WO 2010130034 A1**



## (51) International Patent Classification:

*C07D 405/14* (2006.01) *C07D 213/55* (2006.01)  
*C07D 405/04* (2006.01) *A61K 31/4545* (2006.01)  
*C07D 487/04* (2006.01) *A61P 31/18* (2006.01)  
*C07D 491/052* (2006.01)

## (21) International Application Number:

PCT/IB2016/054944

## (22) International Filing Date:

18 August 2016 (18.08.2016)

## (25) Filing Language:

English

## (26) Publication Language:

English

## (30) Priority Data:

62/207,560 20 August 2015 (20.08.2015) US

(71) Applicant: **VIIV HEALTHCARE UK (NO.5) LIMITED**  
 [GB/GB]; 980 Great West Road, Brentford Middlesex  
 TW89GS (GB).

(72) Inventors: **KADOW, John F.**; 5 Research Parkway,  
 Wallingford, Connecticut 06492 (US). **NAIDU, B.**  
**Narasimhulu**; 5 Research Parkway, Wallingford, Con-  
 necticut 06492 (US). **TU, Yong**; 5 Research Parkway,  
 Wallingford, Connecticut 06492 (US).

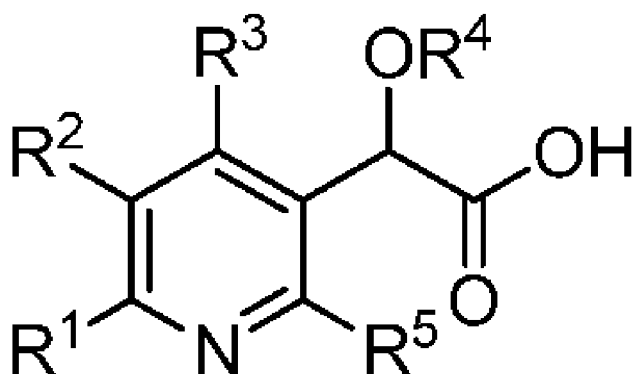
(81) Designated States (unless otherwise indicated, for every  
 kind of national protection available): AE, AG, AL, AM,  
 AO, AT, AU, AZ, BA, BB, BG, BH, BN, BR, BW, BY,  
 BZ, CA, CH, CL, CN, CO, CR, CU, CZ, DE, DK, DM,  
 DO, DZ, EC, EE, EG, ES, FI, GB, GD, GE, GH, GM, GT,  
 HN, HR, HU, ID, IL, IN, IR, IS, JP, KE, KG, KN, KP, KR,  
 KZ, LA, LC, LK, LR, LS, LU, LY, MA, MD, ME, MG,  
 MK, MN, MW, MX, MY, MZ, NA, NG, NI, NO, NZ, OM,  
 PA, PE, PG, PH, PL, PT, QA, RO, RS, RU, RW, SA, SC,  
 SD, SE, SG, SK, SL, SM, ST, SV, SY, TH, TJ, TM, TN,  
 TR, TT, TZ, UA, UG, US, UZ, VC, VN, ZA, ZM, ZW.

(84) Designated States (unless otherwise indicated, for every  
 kind of regional protection available): ARIPO (BW, GH,  
 GM, KE, LR, LS, MW, MZ, NA, RW, SD, SL, ST, SZ,  
 TZ, UG, ZM, ZW), Eurasian (AM, AZ, BY, KG, KZ, RU,  
 TJ, TM), European (AL, AT, BE, BG, CH, CY, CZ, DE,  
 DK, EE, ES, FI, FR, GB, GR, HR, HU, IE, IS, IT, LT, LU,  
 LV, MC, MK, MT, NL, NO, PL, PT, RO, RS, SE, SI, SK,  
 SM, TR), OAPI (BF, BJ, CF, CG, CI, CM, GA, GN, GQ,  
 GW, KM, ML, MR, NE, SN, TD, TG).

## Published:

— with international search report (Art. 21(3))

(54) Title: PYRIDIN-3-YL ACETIC ACID DERIVATIVES AS INHIBITORS OF HUMAN IMMUNODEFICIENCY VIRUS  
 REPLICATION



I

(57) Abstract: Disclosed are compounds of For-  
 mula I, including pharmaceutically acceptable  
 salts, pharmaceutical compositions comprising  
 the compounds, methods for making the com-  
 pounds and their use in inhibiting HIV integrase  
 and treating those infected with HIV or AIDS.

PYRIDIN-3-YL ACETIC ACID DERIVATIVES AS INHIBITORS OF HUMAN  
IMMUNODEFICIENCY VIRUS REPLICATION

CROSS REFERENCE TO RELATED INVENTION

5           This application claims the benefit of U.S. provisional application serial number  
62/207,560 filed August 20, 2015.

FIELD OF THE INVENTION

10           The invention relates to compounds, compositions, and methods for the treatment  
of human immunodeficiency virus (HIV) infection. More particularly, the invention  
provides novel inhibitors of HIV, pharmaceutical compositions containing such  
compounds, and methods for using these compounds in the treatment of HIV infection.  
The invention also relates to methods for making the compounds hereinafter described.

15           BACKGROUND OF THE INVENTION

Human immunodeficiency virus (HIV) has been identified as the etiological agent  
responsible for acquired immune deficiency syndrome (AIDS), a fatal disease characterized  
by destruction of the immune system and the inability to fight off life threatening  
opportunistic infections. Recent statistics indicate that an estimated 35.3 million people  
20           worldwide are infected with the virus (UNAIDS: Report on the Global HIV/AIDS Epidemic,  
2013). In addition to the large number of individuals already infected, the virus continues to  
spread. Estimates from 2013 point to close to 3.4 million new infections in that year alone.  
In the same year there were approximately 1.6 million deaths associated with HIV and AIDS.

Current therapy for HIV-infected individuals consists of a combination of  
25           approved anti-retroviral agents. Over two dozen drugs are currently approved for HIV  
infection, either as single agents or as fixed dose combinations or single tablet regimens,  
the latter two containing 2-4 approved agents. These agents belong to a number of  
different classes, targeting either a viral enzyme or the function of a viral protein during  
the virus replication cycle. Thus, agents are classified as either nucleotide reverse  
30           transcriptase inhibitors (NRTIs), non-nucleotide reverse transcriptase inhibitors  
(NNRTIs), protease inhibitors (PIs), integrase inhibitors (INIs), or entry inhibitors (one,  
maraviroc, targets the host CCR5 protein, while the other, enfuvirtide, is a peptide that

targets the gp41 region of the viral gp160 protein). In addition, a pharmacokinetic enhancer with no antiviral activity, i.e., cobicistat, available from Gilead Sciences, Inc. under the tradename TYBOST™ (cobicistat) tablets, has recently been approved for use in combinations with certain antiretroviral agents (ARVs) that may benefit from boosting.

5 In the US, where combination therapy is widely available, the number of HIV-related deaths has dramatically declined (Palella, F. J.; Delany, K. M.; Moorman, A. C.; Loveless, M. O.; Furher, J.; Satten, G. A.; Aschman, D. J.; Holmberg, S. D. *N. Engl. J. Med.* 1998, 338, 853-860).

10 Unfortunately, not all patients are responsive and a large number fail this therapy. In fact, initial studies suggest that approximately 30-50% of patients ultimately fail at least one drug in the suppressive combination. Treatment failure in most cases is caused by the emergence of viral resistance. Viral resistance in turn is caused by the replication rate of HIV-1 during the course of infection combined with the relatively high viral mutation rate associated with the viral polymerase and the lack of adherence of HIV-infected  
15 individuals in taking their prescribed medications. Clearly, there is a need for new antiviral agents, preferably with activity against viruses already resistant to currently approved drugs. Other important factors include improved safety and a more convenient dosing regimen than many of the currently approved drugs.

20 Compounds which inhibit HIV replication have been disclosed. See, for example, the following patent applications: WO2007131350, WO2009062285, WO2009062288, WO2009062289, WO2009062308, WO2010130034, WO2010130842, WO2011015641, WO2011076765, WO2012033735, WO2013123148, WO2013134113, WO2014164467, WO2014159959, and WO2015126726.

25 What is now needed in the art are additional compounds which are novel and useful in the treatment of HIV. Additionally, these compounds may desirably provide advantages for pharmaceutical uses, for example, with regard to one or more of their mechanisms of action, binding, inhibition efficacy, target selectivity, solubility, safety profiles, or bioavailability. Also needed are new formulations and methods of treatment which utilize these compounds.

## SUMMARY OF THE INVENTION

The invention encompasses compounds of Formula I, including pharmaceutically acceptable salts thereof, as well as pharmaceutical compositions, and their use in inhibiting HIV and treating those infected with HIV or AIDS.

5 By virtue of the present invention, it is now possible to provide compounds that are novel and are useful in the treatment of HIV. Additionally, the compounds may provide advantages for pharmaceutical uses, for example, with regard to one or more of their mechanism of action, binding, inhibition efficacy, target selectivity, solubility, safety profiles, or bioavailability.

10 The invention also provides pharmaceutical compositions comprising the compounds of the invention, including pharmaceutically acceptable salts thereof, and a pharmaceutically acceptable carrier, excipient, and/or diluent.

In addition, the invention provides methods of treating HIV infection comprising administering a therapeutically effective amount of the compounds of the invention to a  
15 patient.

In addition, the invention provides methods for inhibiting HIV integrase.

Also provided in accordance with the invention are methods for making the compounds of the invention.

The present invention is directed to these, as well as other important ends,  
20 hereinafter described.

## DESCRIPTION OF THE INVENTION

Unless specified otherwise, these terms have the following meanings.

25 “Alkyl” means a straight or branched saturated hydrocarbon comprised of 1 to 10 carbons, and preferably 1 to 6 carbons.

“Alkenyl” means a straight or branched alkyl group comprised of 2 to 10 carbons with at least one double bond and optionally substituted with 0-3 halo or alkoxy group.

30 “Alkynyl” means a straight or branched alkyl group comprised of 2 to 10 carbons, preferably 2 to 6 carbons, containing at least one triple bond and optionally substituted with 0-3 halo or alkoxy group.

“Aryl” mean a carbocyclic group comprised of 1-3 rings that are fused and/or bonded and at least one or a combination of which is aromatic. The non-aromatic carbocyclic portion, where present, will be comprised of C<sub>3</sub> to C<sub>7</sub> alkyl group. Examples

of aromatic groups include, but are not limited to indanyl, indenyl, naphthyl, phenyl, tetrahydronaphthyl and cyclopropylphenyl. The aryl group can be attached to the parent structure through any substitutable carbon atom in the group.

“Arylalkyl” is a C<sub>1</sub>-C<sub>5</sub> alkyl group attached to 1 to 2 aryl groups and linked to the parent structure through the alkyl moiety. Examples include, but are not limited to, 5  
-(CH<sub>2</sub>)<sub>n</sub>Ph with n = 1-5, -CH(CH<sub>3</sub>)Ph, -CH(Ph)<sub>2</sub>.

“Aryloxy” is an aryl group attached to the parent structure by oxygen.

“Cycloalkyl” means a monocyclic ring system composed of 3 to 7 carbons.

“Halo” includes fluoro, chloro, bromo, and iodo.

10 “Haloalkyl” and “haloalkoxy” include all halogenated isomers from monohalo to perhalo.

“Heteroaryl” is a subset of heterocyclic group as defined below and is comprised of 1-3 rings where at least one or a combination of which is aromatic and that the aromatic group contains at least one atom chosen from a group of oxygen, nitrogen or 15 sulfur.

“Heterocyclyl or heterocyclic” means a cyclic group of 1-3 rings comprised of carbon and at least one other atom selected independently from oxygen, nitrogen and sulfur. The rings could be bridged, fused and/or bonded, through a direct or spiro attachment, with the option to have one or a combination thereof be aromatic. Examples 20 include, but are not limited to, azaindole, azaindoline, azetidine, benzimidazole, bezodioxolyl, benzoisothiazole, benzothiazole, benzothiadiazone, benzothiophene, benzoxazole, carbazole, chroman, dihalobezodioxolyl, dihydrobenzofuran, dihydrobenzo[1,4]oxazine, 1,3-dihydrobenzo[c]thiophene 2,2-dioxide, 2,3-dihydrobenzo[d]isothiazole 1,1-dioxide, 3,4-dihydro-2H-pyrido[3,2-b][1,4]oxazine, 2,3-dihydro-1H-pyrrolo[3,4-c]pyridine and its regioisomeric variants, 6,7-dihydro-5H-pyrrolo[2,3-b]pyrazine and its regioisomeric variants, furanylphenyl, imidazole, imidazo[1,2-a]pyridine, indazole, indole, indoline, isoquinoline, isoquinolinone, isothiazolidine 1,1-dioxide, morpholine, 2-oxa-5-azabicyclo[2.2.1]heptane, oxadiazole-phenyl, oxazole, phenylazetidine, phenylindazole, phenylpiperidine, phenylpiperazine, 30 phenyloxazole, phenylpyrrolidine, piperidine, pyridine, pyridinylphenyl, pyridinylpyrrolidine, pyrimidine, pyrimidinylphenyl, pyrazole-phenyl, pyrrolidine, pyrrolidin-2-one, 1H-pyrazolo[4,3-c]pyridine and its regioisomeric variants, pyrrole, 5H-pyrrolo[2,3-b]pyrazine, 7H-pyrrolo[2,3-d]pyrimidine and its regioisomeric variants,

quinazoline, quinoline, quinoxaline, tetrahydroisoquinoline, 1,2,3,4-tetrahydro-1,8-naphthyridine, tetrahydroquinoline, 4,5,6,7-tetrahydrothieno[3,2-c]pyridine, 1,2,5-thiadiazolidine 1,1-dioxide, thiophene, thiophenylphenyl, triazole, or triazolone. Unless otherwise specifically set forth, the heterocyclic group can be attached to the parent structure through any suitable atom in the group that results in a stable compound.

It is understood that a subset of the noted heterocyclic examples encompass regioisomers. For instance, “azaindole” refers to any of the following regioisomers: 1H-pyrrolo[2,3-b]pyridine, 1H-pyrrolo[2,3-c]pyridine, 1H-pyrrolo[3,2-c]pyridine, and 1H-pyrrolo[3,2-b]pyridine. In addition the “regioisomer variants” notation as in, for example, “5H-pyrrolo[2,3-b]pyrazine and its regioisomeric variants” would also encompass 7H-pyrrolo[2,3-d]pyrimidine, 7H-pyrrolo[2,3-c]pyridazine, 1H-pyrrolo[2,3-d]pyridazine, 5H-pyrrolo[3,2-c]pyridazine, and 5H-pyrrolo[3,2-d]pyrimidine. Similarly, 6,7-dihydro-5H-pyrrolo[2,3-b]pyrazine and its regioisomeric variants would encompass 6,7-dihydro-5H-pyrrolo[2,3-d]pyrimidine and 6,7-dihydro-5H-pyrrolo[2,3-c]pyridazine. It is also understood that the lack of “regioisomeric variants” notation does not in any way restrict the claim scope to the noted example only.

“Heterocyclalkyl” is a heterocycl moiety attached to the parent structure through C<sub>1</sub>-C<sub>5</sub> alkyl group. Examples include, but are not limited to, -(CH<sub>2</sub>)<sub>n</sub>-R<sup>Z</sup> or -CH(CH<sub>3</sub>)-(R<sup>Z</sup>) where n = 1-5 and that R<sup>Z</sup> is chosen from benzimidazole, imidazole, indazole, isooxazole, phenyl-pyrazole, pyridine, quinoline, thiazole, triazole, triazolone, oxadiazole.

Terms with a hydrocarbon moiety (e.g. alkoxy) include straight and branched isomers for the hydrocarbon portion with the indicated number of carbon atoms.

Bonding and positional bonding relationships are those that are stable as understood by practitioners of organic chemistry.

Parenthetic and multiparenthetic terms are intended to clarify bonding relationships to those skilled in the art. For example, a term such as ((R)alkyl) means an alkyl substituent further substituted with the substituent R.

Substituents which are illustrated by chemical drawing to bond at variable positions on a multiple ring system (for example a bicyclic ring system) are intended to bond to the ring where they are drawn to append. Parenthetic and multiparenthetic terms are intended to clarify bonding relationships to those skilled in the art. For example, a

term such as ((R)alkyl) means an alkyl substituent further substituted with the substituent R.

“Combination,” “coadministration,” “concurrent” and similar terms referring to the administration of a compound of Formula I with at least one anti-HIV agent mean that the components are part of a combination antiretroviral therapy or highly active antiretroviral therapy (“HAART”) as understood by practitioners in the field of AIDS and HIV infection.

“Therapeutically effective” means the amount of agent required to provide a benefit to a patient as understood by practitioners in the field of AIDS and HIV infection. In general, the goals of treatment are suppression of viral load, restoration and preservation of immunologic function, improved quality of life, and reduction of HIV-related morbidity and mortality.

“Patient” means a person infected with the HIV virus.

“Treatment,” “therapy,” “regimen,” “HIV infection,” “ARC,” “AIDS” and related terms are used as understood by practitioners in the field of AIDS and HIV infection.

Those terms not specifically set forth herein shall have the meaning which is commonly understood and accepted in the art.

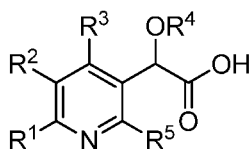
The invention includes all pharmaceutically acceptable salt forms of the compounds. Pharmaceutically acceptable salts are those in which the counter ions do not contribute significantly to the physiological activity or toxicity of the compounds and as such function as pharmacological equivalents. These salts can be made according to common organic techniques employing commercially available reagents. Some anionic salt forms include acetate, acistrate, besylate, bromide, chloride, citrate, fumarate, glucuronate, hydrobromide, hydrochloride, hydroiodide, iodide, lactate, maleate, mesylate, nitrate, pamoate, phosphate, succinate, sulfate, tartrate, tosylate, and xinofoate. Some cationic salt forms include ammonium, aluminum, benzathine, bismuth, calcium, choline, diethylamine, diethanolamine, lithium, magnesium, meglumine, 4-phenylcyclohexylamine, piperazine, potassium, sodium, tromethamine, and zinc.

Some of the compounds of the invention exist in stereoisomeric forms. The invention includes all stereoisomeric forms of the compounds including enantiomers and diastereomers. Methods of making and separating stereoisomers are known in the art. The invention includes all tautomeric forms of the compounds. The invention includes atropisomers and rotational isomers.



The invention is intended to include all isotopes of atoms occurring in the present compounds. Isotopes include those atoms having the same atomic number but different mass numbers. By way of general example and without limitation, isotopes of hydrogen include deuterium and tritium. Isotopes of carbon include  $^{13}\text{C}$  and  $^{14}\text{C}$ . Isotopically-labeled compounds of the invention can generally be prepared by conventional techniques known to those skilled in the art or by processes analogous to those described herein, using an appropriate isotopically-labeled reagent in place of the non-labeled reagent otherwise employed. Such compounds may have a variety of potential uses, for example as standards and reagents in determining biological activity. In the case of stable isotopes, such compounds may have the potential to favorably modify biological, pharmacological, or pharmacokinetic properties.

In an aspect of the invention, there is provided a compound of Formula I:



I

wherein:

wherein:

$\text{R}^1$  is selected from hydrogen, alkyl, hydroxyalkyl, alkoxyalkyl, (alkoxy)alkoxyalkyl, ((alkoxy)alkoxy)alkoxyalkyl, (oxetanyl)alkyl, (tetrahydropyranyl)alkyl, ((oxetanyl)oxy)alkyl, ((tetrahydropyranyl)oxy)alkyl, ((oxetanyl)alkoxy)alkyl, ((tetrahydropyranyl)alkoxy)alkyl,  $((\text{R}^7)(\text{R}^8)\text{N})\text{alkyl}$ , or  $(\text{R}^7)(\text{R}^8)\text{N}$ ;

$\text{R}^2$  is phenyl substituted with 0-1  $(\text{Ar}^1)\text{alkoxy}$  substituents and also substituted with 0-3 substituents selected from halo, alkyl, haloalkyl, alkoxy, and haloalkoxy;

or  $\text{R}^2$  is tetrahydroisoquinolinyll substituted with 1  $\text{R}^6$  substituent and also with 0-3 substituents selected from halo, alkyl, haloalkyl, alkoxy, and haloalkoxy;

or  $\text{R}^2$  is chromanyl substituted with 0-3 substituents selected from halo, alkyl, haloalkyl, alkoxy, and haloalkoxy;

$\text{R}^3$  is selected from cycloalkyl, cycloalkenyl, phenyl, chromanyl, chromenyl, oxazinyl, or dihydropyranoquinolinyll, and is substituted with 0-3 substituents selected from halo, alkyl, haloalkyl, alkoxy, haloalkoxy, and  $(\text{Ar}^1)\text{alkoxy}$ ;

$\text{R}^4$  is selected from alkyl or haloalkyl;

R<sup>5</sup> is alkyl;

R<sup>6</sup> is selected from hydrogen, alkyl, (Ar<sup>1</sup>)alkyl, benzyloxycarbonyl, or Ar<sup>2</sup>;

R<sup>7</sup> is selected from hydrogen, alkyl, alkoxyalkyl, or (tetrahydropyranyl)alkyl;

R<sup>8</sup> is selected from hydrogen, alkyl, or alkoxyalkyl;

5 Ar<sup>1</sup> is phenyl substituted with 0-3 substituents selected from halo, alkyl, haloalkyl, alkoxy, and haloalkoxy; and

Ar<sup>2</sup> is selected from pyridinyl, pyridazinyl, pyrimidinyl, pyridazinyl, or pyrazolopyrimidinyl, and is substituted with 0-3 substituents selected from halo, alkyl, haloalkyl, alkoxy, and haloalkoxy;

10 or a pharmaceutically acceptable salt thereof.

In an aspect of the invention, R<sup>1</sup> is alkyl.

In an aspect of the invention, R<sup>1</sup> is selected from hydroxyalkyl, alkoxyalkyl, (alkoxy)alkoxyalkyl, ((alkoxy)alkoxy)alkoxyalkyl, (oxetanyl)alkyl, (tetrahydropyranyl)alkyl, ((oxetanyl)oxy)alkyl, ((tetrahydropyranyl)oxy)alkyl, ((oxetanyl)alkoxy)alkyl, ((tetrahydropyranyl)alkoxy)alkyl, ((R<sup>7</sup>)(R<sup>8</sup>)N)alkyl, or ((R<sup>7</sup>)(R<sup>8</sup>)N).

15

In an aspect of the invention, R<sup>2</sup> is phenyl substituted with 0-1 (Ar<sup>1</sup>)alkoxy substituents.

20 In an aspect of the invention, R<sup>2</sup> is tetrahydroisoquinolinyl substituted with 1 R<sup>6</sup> substituent and also with 0-3 substituents selected from halo, alkyl, haloalkyl, alkoxy, and haloalkoxy.

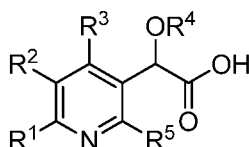
In an aspect of the invention, R<sup>2</sup> is tetrahydroisoquinolinyl substituted with 1 R<sup>6</sup> substituent.

25 In an aspect of the invention, R<sup>2</sup> is chromanyl substituted with 0-3 substituents selected from halo, alkyl, haloalkyl, alkoxy, and haloalkoxy.

In an aspect of the invention, R<sup>6</sup> is (Ar<sup>1</sup>)alkyl or Ar<sup>2</sup>.

In an aspect of the invention, there is provided a compound of Formula I:

30



## I

wherein:

$R^1$  is selected from hydrogen, alkyl, hydroxyalkyl, alkoxyalkyl, (alkoxy)alkoxyalkyl, ((alkoxy)alkoxy)alkoxyalkyl, (oxetanyl)alkyl, (tetrahydropyranyl)alkyl,  
 5 ((oxetanyl)oxy)alkyl, ((tetrahydropyranyl)oxy)alkyl, ((oxetanyl)alkoxy)alkyl, ((tetrahydropyranyl)alkoxy)alkyl,  $((R^7)(R^8)N)$ alkyl, or  $(R^7)(R^8)N$ ;

$R^2$  is phenyl substituted with 0-1  $(Ar^1)$ alkoxy substituents and also substituted with 0-3 substituents selected from halo, alkyl, haloalkyl, alkoxy, and haloalkoxy;

$R^3$  is selected from cycloalkyl, cycloalkenyl, phenyl, chromanyl, chromenyl, oxazinyl, or  
 10 dihydropyranoquinolinyl, and is substituted with 0-3 substituents selected from halo, alkyl, haloalkyl, alkoxy, haloalkoxy, and  $(Ar^1)$ alkoxy;

$R^4$  is selected from alkyl or haloalkyl;

$R^5$  is alkyl;

$R^6$  is selected from hydrogen, alkyl,  $(Ar^1)$ alkyl, benzyloxycarbonyl, or  $Ar^2$ ;

15  $R^7$  is selected from hydrogen, alkyl, alkoxyalkyl, or (tetrahydropyranyl)alkyl;

$R^8$  is selected from hydrogen, alkyl, or alkoxyalkyl;

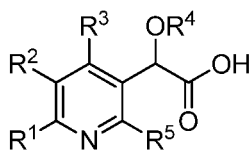
$Ar^1$  is phenyl substituted with 0-3 substituents selected from halo, alkyl, haloalkyl, alkoxy, and haloalkoxy; and

$Ar^2$  is selected from pyridinyl, pyridazinyl, pyrimidinyl, pyridazinyl, or  
 20 pyrazolopyrimidinyl, and is substituted with 0-3 substituents selected from halo, alkyl, haloalkyl, alkoxy, and haloalkoxy;

or a pharmaceutically acceptable salt thereof.

In an aspect of the invention, there is provided a compound of Formula I:

25



## I

wherein:

$R^1$  is selected from hydrogen, alkyl, hydroxyalkyl, alkoxyalkyl, (alkoxy)alkoxyalkyl,  
 30 ((alkoxy)alkoxy)alkoxyalkyl, (oxetanyl)alkyl, (tetrahydropyranyl)alkyl,

((oxetanyl)oxy)alkyl, ((tetrahydropyranyl)oxy)alkyl, ((oxetanyl)alkoxy)alkyl, ((tetrahydropyranyl)alkoxy)alkyl,  $((R^7)(R^8)N)alkyl$ , or  $(R^7)(R^8)N$ ;

$R^2$  is tetrahydroisoquinolinyl substituted with 1  $R^6$  substituent and also with 0-3 substituents selected from halo, alkyl, haloalkyl, alkoxy, and haloalkoxy;

- 5  $R^3$  is selected from cycloalkyl, cycloalkenyl, phenyl, chromanyl, chromenyl, oxazinyl, or dihydropyranoquinolinyl, and is substituted with 0-3 substituents selected from halo, alkyl, haloalkyl, alkoxy, haloalkoxy, and  $(Ar^1)alkoxy$ ;

$R^4$  is selected from alkyl or haloalkyl;

$R^5$  is alkyl;

- 10  $R^6$  is selected from hydrogen, alkyl,  $(Ar^1)alkyl$ , benzyloxycarbonyl, or  $Ar^2$ ;

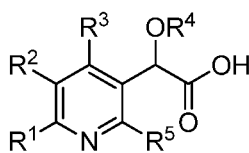
$R^7$  is selected from hydrogen, alkyl, alkoxyalkyl, or (tetrahydropyranyl)alkyl;

$R^8$  is selected from hydrogen, alkyl, or alkoxyalkyl;

$Ar^1$  is phenyl substituted with 0-3 substituents selected from halo, alkyl, haloalkyl, alkoxy, and haloalkoxy; and

- 15  $Ar^2$  is selected from pyridinyl, pyridazinyl, pyrimidinyl, pyridazinyl, or pyrazolopyrimidinyl, and is substituted with 0-3 substituents selected from halo, alkyl, haloalkyl, alkoxy, and haloalkoxy;
- or a pharmaceutically acceptable salt thereof.

- 20 In an aspect of the invention, there is provided a compound of Formula I:



I

wherein:

- 25  $R^1$  is selected from hydrogen, alkyl, hydroxyalkyl, alkoxyalkyl, (alkoxy)alkoxyalkyl, ((alkoxy)alkoxy)alkoxyalkyl, (oxetanyl)alkyl, (tetrahydropyranyl)alkyl, ((oxetanyl)oxy)alkyl, ((tetrahydropyranyl)oxy)alkyl, ((oxetanyl)alkoxy)alkyl, ((tetrahydropyranyl)alkoxy)alkyl,  $((R^7)(R^8)N)alkyl$ , or  $(R^7)(R^8)N$ ;
- $R^2$  is chromanyl substituted with 0-3 substituents selected from halo, alkyl, haloalkyl, alkoxy, and haloalkoxy;
- 30

R<sup>3</sup> is selected from cycloalkyl, cycloalkenyl, phenyl, chromanyl, chromenyl, oxazinyl, or dihydropyranoquinolinyl, and is substituted with 0-3 substituents selected from halo, alkyl, haloalkyl, alkoxy, haloalkoxy, and (Ar<sup>1</sup>)alkoxy;

R<sup>4</sup> is selected from alkyl or haloalkyl;

5 R<sup>5</sup> is alkyl;

R<sup>6</sup> is selected from hydrogen, alkyl, (Ar<sup>1</sup>)alkyl, benzyloxycarbonyl, or Ar<sup>2</sup>;

R<sup>7</sup> is selected from hydrogen, alkyl, alkoxyalkyl, or (tetrahydropyranyl)alkyl;

R<sup>8</sup> is selected from hydrogen, alkyl, or alkoxyalkyl;

Ar<sup>1</sup> is phenyl substituted with 0-3 substituents selected from halo, alkyl, haloalkyl,

10 alkoxy, and haloalkoxy; and

Ar<sup>2</sup> is selected from pyridinyl, pyridazinyl, pyrimidinyl, pyridazinyl, or pyrazolopyrimidinyl, and is substituted with 0-3 substituents selected from halo, alkyl, haloalkyl, alkoxy, and haloalkoxy;

or a pharmaceutically acceptable salt thereof.

15 For a particular compound of Formula I, the scope of any instance of a variable substituent, including R<sup>1</sup>, R<sup>2</sup>, R<sup>3</sup>, R<sup>4</sup>, R<sup>5</sup>, R<sup>6</sup>, R<sup>7</sup>, R<sup>8</sup>, Ar<sup>1</sup> and Ar<sup>2</sup> can be used independently with the scope of any other instance of a variable substituent. As such, the invention includes combinations of the different aspects.

In an aspect of the invention, there is provided a composition useful for treating HIV  
20 infection comprising a therapeutic amount of a compound of Formula I and a pharmaceutically acceptable carrier. In an aspect of the invention, the composition further comprises a therapeutically effective amount at least one other agent used for treatment of AIDS or HIV infection selected from nucleoside HIV reverse transcriptase inhibitors, non-nucleoside HIV reverse transcriptase inhibitors, HIV protease inhibitors, HIV fusion  
25 inhibitors, HIV attachment inhibitors, CCR5 inhibitors, CXCR4 inhibitors, HIV budding or maturation inhibitors, and HIV integrase inhibitors, and a pharmaceutically acceptable carrier. In an aspect of the invention, the other agent is dolutegravir.

In an aspect of the invention, there is provided a method for treating HIV infection comprising administering a therapeutically effective amount of a compound of Formula I,  
30 or a pharmaceutically acceptable salt thereof, to a patient in need thereof. In an aspect of the invention, the method further comprises administering a therapeutically effective amount of at least one other agent used for treatment of AIDS or HIV infection selected from nucleoside HIV reverse transcriptase inhibitors, non-nucleoside HIV reverse

transcriptase inhibitors, HIV protease inhibitors, HIV fusion inhibitors, HIV attachment inhibitors, CCR5 inhibitors, CXCR4 inhibitors, HIV budding or maturation inhibitors, and HIV integrase inhibitors. In an aspect of the invention, the other agent is dolutegravir. In an aspect of the invention, the other agent is administered to the patient prior to, simultaneously with, or subsequently to the compound of Formula I.

Preferred compounds in accordance with the present invention include the following:

- (2S)-2-(4,5-Bis(8-fluoro-5-methylchroman-6-yl)-2,6-dimethylpyridin-3-yl)-2-(tert-butoxy)acetic acid;
- 10 (S)-2-(tert-Butoxy)-2-(4-(4-chlorophenyl)-5-(4-((4-methoxybenzyl)oxy)phenyl)-2,6-dimethylpyridin-3-yl)acetic acid;
- (S)-2-(tert-Butoxy)-2-(5-(4-((4-methoxybenzyl)oxy)phenyl)-2,6-dimethyl-4-(p-tolyl)pyridin-3-yl)acetic acid;
- (S)-2-(4,5-Bis(4-((4-methoxybenzyl)oxy)phenyl)-2,6-dimethylpyridin-3-yl)-2-(tert-butoxy)acetic acid;
- 15 (S)-2-(tert-Butoxy)-2-(5-(4-((4-fluorobenzyl)oxy)phenyl)-2,6-dimethyl-4-(p-tolyl)pyridin-3-yl)acetic acid;
- (2S)-2-(tert-Butoxy)-2-(4-(8-fluoro-5-methylchroman-6-yl)-5-(4-(4-fluorophenethoxy)phenyl)-2,6-dimethylpyridin-3-yl)acetic acid;
- 20 (2S)-2-(tert-Butoxy)-2-(5-(4-ethoxyphenyl)-4-(8-fluoro-5-methylchroman-6-yl)-2,6-dimethylpyridin-3-yl)acetic acid;
- (S)-2-(4,5-Bis(4-(4-fluorophenethoxy)phenyl)-2,6-dimethylpyridin-3-yl)-2-(tert-butoxy)acetic acid;
- (S)-2-(tert-Butoxy)-2-(4-(chroman-6-yl)-5-(4-(4-fluorophenethoxy)phenyl)-2,6-dimethylpyridin-3-yl)acetic acid;
- 25 (S)-2-(tert-Butoxy)-2-(4-(chroman-6-yl)-6-((dimethylamino)methyl)-5-(4-(4-fluorophenethoxy)phenyl)-2-methylpyridin-3-yl)acetic acid;
- (S)-2-(tert-Butoxy)-2-(4-(chroman-6-yl)-5-(4-(4-fluorophenethoxy)phenyl)-2-methyl-6-(((tetrahydro-2H-pyran-4-yl)methyl)amino)methyl)pyridin-3-yl)acetic acid;
- 30 (S)-2-(tert-Butoxy)-2-(4-(chroman-6-yl)-5-(4-(4-fluorophenethoxy)phenyl)-6-(((2-methoxyethyl)amino)methyl)-2-methylpyridin-3-yl)acetic acid;
- (S)-2-(tert-Butoxy)-2-(4-(chroman-6-yl)-5-(4-(4-fluorophenethoxy)phenyl)-2-methyl-6-((methyl((tetrahydro-2H-pyran-4-yl)methyl)amino)methyl)pyridin-3-yl)acetic acid;

- (S)-2-(tert-Butoxy)-2-(4-(chroman-6-yl)-5-(4-(4-fluorophenethoxy)phenyl)-6-(hydroxymethyl)-2-methylpyridin-3-yl)acetic acid;
- (S)-2-(tert-Butoxy)-2-(4-(chroman-6-yl)-5-(4-(4-fluorophenethoxy)phenyl)-2-methyl-6-(((tetrahydro-2H-pyran-4-yl)oxy)methyl)pyridin-3-yl)acetic acid;
- 5 (S)-2-(tert-Butoxy)-2-(4-(chroman-6-yl)-5-(4-(4-fluorophenethoxy)phenyl)-2-methyl-6-((oxetan-3-ylmethoxy)methyl)pyridin-3-yl)acetic acid;
- (S)-2-(tert-Butoxy)-2-(4-(chroman-6-yl)-6-((2-ethoxyethoxy)methyl)-5-(4-(4-fluorophenethoxy)phenyl)-2-methylpyridin-3-yl)acetic acid;
- (S)-2-(tert-Butoxy)-2-(4-(chroman-6-yl)-6-((2-(2-ethoxyethoxy)ethoxy)methyl)-5-(4-(4-fluorophenethoxy)phenyl)-2-methylpyridin-3-yl)acetic acid;
- 10 (S)-2-(5-(2-((Benzyloxy)carbonyl)-1,2,3,4-tetrahydroisoquinolin-6-yl)-4-(chroman-6-yl)-2,6-dimethylpyridin-3-yl)-2-(tert-butoxy)acetic acid;
- (S)-2-(tert-Butoxy)-2-(4-(chroman-6-yl)-5-(2-(4-fluorobenzyl)-1,2,3,4-tetrahydroisoquinolin-6-yl)-2,6-dimethylpyridin-3-yl)acetic acid;
- 15 (S)-2-(tert-Butoxy)-2-(4-(chroman-6-yl)-2,6-dimethyl-5-(1,2,3,4-tetrahydroisoquinolin-6-yl)pyridin-3-yl)acetic acid;
- (S)-2-(tert-Butoxy)-2-(4-(chroman-6-yl)-2,6-dimethyl-5-(2-methyl-1,2,3,4-tetrahydroisoquinolin-6-yl)pyridin-3-yl)acetic acid;
- (S)-2-(tert-Butoxy)-2-(4-(chroman-6-yl)-5-(2-(2-fluorobenzyl)-1,2,3,4-tetrahydroisoquinolin-6-yl)-2,6-dimethylpyridin-3-yl)acetic acid;
- 20 (S)-2-(tert-Butoxy)-2-(4-(chroman-6-yl)-5-(2-(3-fluorobenzyl)-1,2,3,4-tetrahydroisoquinolin-6-yl)-2,6-dimethylpyridin-3-yl)acetic acid;
- (S)-2-(tert-Butoxy)-2-(4-(chroman-6-yl)-5-(2-(2-fluoro-6-methylbenzyl)-1,2,3,4-tetrahydroisoquinolin-6-yl)-2,6-dimethylpyridin-3-yl)acetic acid;
- 25 (S)-2-(tert-Butoxy)-2-(4-(chroman-6-yl)-5-(2-(2-fluoro-3-methylbenzyl)-1,2,3,4-tetrahydroisoquinolin-6-yl)-2,6-dimethylpyridin-3-yl)acetic acid;
- (S)-2-(tert-Butoxy)-2-(5-(2-(2-chlorobenzyl)-1,2,3,4-tetrahydroisoquinolin-6-yl)-4-(chroman-6-yl)-2,6-dimethylpyridin-3-yl)acetic acid;
- (S)-2-(tert-Butoxy)-2-(4-(chroman-6-yl)-5-(2-(2,4-dimethylbenzyl)-1,2,3,4-tetrahydroisoquinolin-6-yl)-2,6-dimethylpyridin-3-yl)acetic acid;
- 30 (S)-2-(tert-Butoxy)-2-(5-(2-(2-chloro-6-methylbenzyl)-1,2,3,4-tetrahydroisoquinolin-6-yl)-4-(chroman-6-yl)-2,6-dimethylpyridin-3-yl)acetic acid;

- (S)-2-(tert-Butoxy)-2-(4-(chroman-6-yl)-5-(2-(2-fluorophenethyl)-1,2,3,4-tetrahydroisoquinolin-6-yl)-2,6-dimethylpyridin-3-yl)acetic acid;
- (S)-2-(tert-Butoxy)-2-(4-(chroman-6-yl)-5-(2-(3-(4-fluorophenyl)propyl)-1,2,3,4-tetrahydroisoquinolin-6-yl)-2,6-dimethylpyridin-3-yl)acetic acid;
- 5 (S)-2-(tert-Butoxy)-2-(4-(chroman-6-yl)-2-methyl-6-((methyl((tetrahydro-2H-pyran-4-yl)methyl)amino)methyl)-5-(2-(1-methyl-1H-pyrazolo[3,4-d]pyrimidin-4-yl)-1,2,3,4-tetrahydroisoquinolin-6-yl)pyridin-3-yl)acetic acid;
- (S)-2-(tert-Butoxy)-2-(4-(chroman-6-yl)-2-methyl-6-((methyl((tetrahydro-2H-pyran-4-yl)methyl)amino)methyl)-5-(2-(6-methylpyrimidin-4-yl)-1,2,3,4-tetrahydroisoquinolin-6-yl)pyridin-3-yl)acetic acid;
- 10 (S)-2-(tert-Butoxy)-2-(4-(chroman-6-yl)-5-(2-(2-fluoro-6-methylbenzyl)-1,2,3,4-tetrahydroisoquinolin-6-yl)-2-methyl-6-((methyl((tetrahydro-2H-pyran-4-yl)methyl)amino)methyl)pyridin-3-yl)acetic acid;
- (S)-2-(tert-Butoxy)-2-(5-(2-(2-chloro-6-methylbenzyl)-1,2,3,4-tetrahydroisoquinolin-6-yl)-4-(chroman-6-yl)-2-methyl-6-((methyl((tetrahydro-2H-pyran-4-yl)methyl)amino)methyl)pyridin-3-yl)acetic acid;
- 15 (S)-2-(tert-Butoxy)-2-(4-(4,4-difluorochroman-6-yl)-5-(4-(4-fluorophenethoxy)phenyl)-2,6-dimethylpyridin-3-yl)acetic acid;
- (S)-2-(tert-Butoxy)-2-(4-(4,4-difluorochroman-6-yl)-5-(2-(2-fluorobenzyl)-1,2,3,4-tetrahydroisoquinolin-6-yl)-2,6-dimethylpyridin-3-yl)acetic acid;
- 20 (2S)-2-(tert-Butoxy)-2-(4-(8-fluoro-5-methylchroman-6-yl)-5-(2-(2-fluorobenzyl)-1,2,3,4-tetrahydroisoquinolin-6-yl)-2,6-dimethylpyridin-3-yl)acetic acid;
- (2S)-2-(tert-Butoxy)-2-(4-(8-fluoro-5-methylchroman-6-yl)-5-(2-(2-fluoro-6-methylbenzyl)-1,2,3,4-tetrahydroisoquinolin-6-yl)-2,6-dimethylpyridin-3-yl)acetic acid;
- 25 (2S)-2-(tert-Butoxy)-2-(4-(8-fluoro-5-methylchroman-6-yl)-2,6-dimethyl-5-(2-(2-methylbenzyl)-1,2,3,4-tetrahydroisoquinolin-6-yl)pyridin-3-yl)acetic acid;
- (S)-2-(tert-Butoxy)-2-(5-(2-(2-fluoro-6-methylbenzyl)-1,2,3,4-tetrahydroisoquinolin-6-yl)-2,6-dimethyl-4-(p-tolyl)pyridin-3-yl)acetic acid;
- (S)-2-(tert-Butoxy)-2-(5-(2-(2-fluorobenzyl)-1,2,3,4-tetrahydroisoquinolin-6-yl)-2,6-dimethyl-4-(p-tolyl)pyridin-3-yl)acetic acid;
- 30 (2S)-2-(tert-Butoxy)-2-(4-(2,3-dihydropyrano[4,3,2-de]quinolin-7-yl)-5-(4-(4-fluorophenethoxy)phenyl)-2,6-dimethylpyridin-3-yl)acetic acid;



- (S)-2-(tert-Butoxy)-2-(4-(chroman-6-yl)-5-(4-(2,4-difluorophenethoxy)phenyl)-2,6-dimethylpyridin-3-yl)acetic acid;
- (S)-2-(tert-Butoxy)-2-(4-(chroman-6-yl)-5-(4-(2-fluorophenethoxy)phenyl)-2,6-dimethylpyridin-3-yl)acetic acid;
- 5 (S)-2-(tert-Butoxy)-2-(4-(4,4-dimethylcyclohex-1-en-1-yl)-5-(4-(4-fluorophenethoxy)phenyl)-2,6-dimethylpyridin-3-yl)acetic acid;
- (S)-2-(tert-Butoxy)-2-(4-(8-fluoro-2H-chromen-6-yl)-5-(4-(4-fluorophenethoxy)phenyl)-2,6-dimethylpyridin-3-yl)acetic acid;
- (S)-2-(tert-Butoxy)-2-(4-(8-fluorochroman-6-yl)-5-(4-(4-fluorophenethoxy)phenyl)-2,6-dimethylpyridin-3-yl)acetic acid;
- 10 (S)-2-(tert-Butoxy)-2-(5-(2-(2-fluoro-6-methylbenzyl)-1,2,3,4-tetrahydroisoquinolin-6-yl)-4-(8-fluorochroman-6-yl)-2,6-dimethylpyridin-3-yl)acetic acid;
- (S)-2-(tert-Butoxy)-2-(5-(2-(4-fluoro-2-methylbenzyl)-1,2,3,4-tetrahydroisoquinolin-6-yl)-4-(8-fluorochroman-6-yl)-2,6-dimethylpyridin-3-yl)acetic acid;
- 15 (S)-2-(tert-Butoxy)-2-(5-(2-(2-chloro-6-methylbenzyl)-1,2,3,4-tetrahydroisoquinolin-6-yl)-4-(8-fluorochroman-6-yl)-2,6-dimethylpyridin-3-yl)acetic acid;
- (S)-2-(tert-Butoxy)-2-(4-(8-fluorochroman-6-yl)-2,6-dimethyl-5-(2-(6-methylpyrimidin-4-yl)-1,2,3,4-tetrahydroisoquinolin-6-yl)pyridin-3-yl)acetic acid;
- (S)-2-(tert-Butoxy)-2-(4-(8-fluorochroman-6-yl)-2,6-dimethyl-5-(2-(1-methyl-1H-pyrazolo[3,4-d]pyrimidin-4-yl)-1,2,3,4-tetrahydroisoquinolin-6-yl)pyridin-3-yl)acetic acid;
- 20 (S)-2-(tert-Butoxy)-2-(4-(chroman-6-yl)-2,6-dimethyl-5-(2-(1-methyl-1H-pyrazolo[3,4-d]pyrimidin-4-yl)-1,2,3,4-tetrahydroisoquinolin-6-yl)pyridin-3-yl)acetic acid;
- (S)-2-(tert-Butoxy)-2-(4-(chroman-6-yl)-2,6-dimethyl-5-(2-(6-methylpyrimidin-4-yl)-1,2,3,4-tetrahydroisoquinolin-6-yl)pyridin-3-yl)acetic acid;
- 25 (S)-2-(tert-Butoxy)-2-(4-(chroman-6-yl)-5-(2-(4-fluoro-2-methylbenzyl)-1,2,3,4-tetrahydroisoquinolin-6-yl)-2,6-dimethylpyridin-3-yl)acetic acid;
- (S)-2-(tert-Butoxy)-2-(4-(chroman-6-yl)-5-(2-(2-methoxypyrimidin-4-yl)-1,2,3,4-tetrahydroisoquinolin-6-yl)-2,6-dimethylpyridin-3-yl)acetic acid;
- 30 (S)-2-(tert-Butoxy)-2-(4-(chroman-6-yl)-5-(2-(2,6-dimethylpyrimidin-4-yl)-1,2,3,4-tetrahydroisoquinolin-6-yl)-2,6-dimethylpyridin-3-yl)acetic acid;
- (S)-2-(6-Amino-4-(chroman-6-yl)-5-(4-(4-fluorophenethoxy)phenyl)-2-methylpyridin-3-yl)-2-(tert-butoxy)acetic acid;

- (S)-2-(6-Amino-4-(chroman-6-yl)-5-(2-(4-fluoro-2-methylbenzyl)-1,2,3,4-tetrahydroisoquinolin-6-yl)-2-methylpyridin-3-yl)-2-(tert-butoxy)acetic acid;  
(S)-2-(6-Amino-4-(chroman-6-yl)-5-(2-(3-fluoro-2-methylbenzyl)-1,2,3,4-tetrahydroisoquinolin-6-yl)-2-methylpyridin-3-yl)-2-(tert-butoxy)acetic acid;  
5 (S)-2-(6-Amino-4-(chroman-6-yl)-5-(2-(2-fluoro-6-methylbenzyl)-1,2,3,4-tetrahydroisoquinolin-6-yl)-2-methylpyridin-3-yl)-2-(tert-butoxy)acetic acid;  
(S)-2-(6-Amino-5-(2-(2-chloro-6-methylbenzyl)-1,2,3,4-tetrahydroisoquinolin-6-yl)-4-(chroman-6-yl)-2-methylpyridin-3-yl)-2-(tert-butoxy)acetic acid;  
(S)-2-(6-Amino-4-(chroman-6-yl)-5-(2-(2-methoxypyrimidin-4-yl)-1,2,3,4-tetrahydroisoquinolin-6-yl)-2-methylpyridin-3-yl)-2-(tert-butoxy)acetic acid;  
10 (S)-2-(6-Amino-4-(chroman-6-yl)-5-(2-(2,6-dimethylpyrimidin-4-yl)-1,2,3,4-tetrahydroisoquinolin-6-yl)-2-methylpyridin-3-yl)-2-(tert-butoxy)acetic acid;  
(S)-2-(tert-Butoxy)-2-(4-(chroman-6-yl)-5-(4-(4-fluorophenethoxy)phenyl)-2-methyl-6-(3-(tetrahydro-2H-pyran-4-yl)propyl)pyridin-3-yl)acetic acid;  
15 (S)-2-(tert-Butoxy)-2-(4-(chroman-6-yl)-2-methyl-5-(2-(6-methylpyrimidin-4-yl)-1,2,3,4-tetrahydroisoquinolin-6-yl)-6-(3-(tetrahydro-2H-pyran-4-yl)propyl)pyridin-3-yl)acetic acid;  
(S)-2-(tert-Butoxy)-2-(4-(chroman-6-yl)-5-(2-(2-fluoro-6-methylbenzyl)-1,2,3,4-tetrahydroisoquinolin-6-yl)-2-methyl-6-(3-(tetrahydro-2H-pyran-4-yl)propyl)pyridin-3-yl)acetic acid; and  
20 pharmaceutically acceptable salts thereof.

The compounds of the invention herein described may typically be administered as pharmaceutical compositions. These compositions are comprised of a therapeutically effective amount of a compound of Formula I or its pharmaceutically acceptable salt, and  
25 a pharmaceutically acceptable carrier and may contain conventional excipients and/or diluents. A therapeutically effective amount is that which is needed to provide a meaningful patient benefit. Pharmaceutically acceptable carriers are those conventionally known carriers having acceptable safety profiles. Compositions encompass all common solid and liquid forms, including capsules, tablets, lozenges, and powders, as well as  
30 liquid suspensions, syrups, elixirs, and solutions. Compositions are made using available formulation techniques, and excipients (such as binding and wetting agents) and vehicles (such as water and alcohols) which are generally used for compositions. See, for

example, Remington's Pharmaceutical Sciences, 17th edition, Mack Publishing Company, Easton, PA (1985).

Solid compositions which are normally formulated in dosage units and compositions providing from about 1 to 1000 milligram ("mg") of the active ingredient per dose are  
5 typical. Some examples of dosages are 1 mg, 10 mg, 100 mg, 250 mg, 500 mg, and 1000 mg. Generally, other antiretroviral agents will be present in a unit range similar to agents of that class used clinically. Typically, this is about 0.25-1000 mg/unit.

Liquid compositions are usually in dosage unit ranges. Generally, the liquid composition will be in a unit dosage range of about 1-100 milligram per milliliter  
10 ("mg/mL"). Some examples of dosages are 1 mg/mL, 10 mg/mL, 25 mg/mL, 50 mg/mL, and 100 mg/mL. Generally, other antiretroviral agents will be present in a unit range similar to agents of that class used clinically. Typically, this is about 1-100 mg/mL.

The invention encompasses all conventional modes of administration; oral and parenteral methods are preferred. Generally, the dosing regimen will be similar to other  
15 antiretroviral agents used clinically. Typically, the daily dose will be about 1-100 milligram per kilogram ("mg/kg") body weight daily. Generally, more compound is required orally and less parenterally. The specific dosing regimen, however, will be determined by a physician using sound medical judgment.

The compounds of this invention desirably have activity against HIV. Accordingly,  
20 another aspect of the invention is a method for treating HIV infection in a human patient comprising administering a therapeutically effective amount of a compound of Formula I, or a pharmaceutically acceptable salt thereof, with a pharmaceutically acceptable carrier, excipient and/or diluent.

The invention also encompasses methods where the compound is given in  
25 combination therapy. That is, the compound can be used in conjunction with, but separately from, other agents useful in treating AIDS and HIV infection. The compound can also be used in combination therapy wherein the compound and one or more of the other agents are physically together in a fixed-dose combination (FDC). Some of these agents include HIV attachment inhibitors, CCR5 inhibitors, CXCR4 inhibitors, HIV cell  
30 fusion inhibitors, HIV integrase inhibitors, HIV nucleoside reverse transcriptase inhibitors, HIV non-nucleoside reverse transcriptase inhibitors, HIV protease inhibitors, budding and maturation inhibitors, HIV capsid inhibitors, anti-infectives, and immunomodulators, such as, for example, PD-1 inhibitors, PD-L1 inhibitors, antibodies,

and the like. In these combination methods, the compound of Formula I will generally be given in a daily dose of about 1-100 mg/kg body weight daily in conjunction with other agents. The other agents generally will be given in the amounts used therapeutically. The specific dosing regimen, however, will be determined by a physician using sound medical judgment.

Examples of nucleoside HIV reverse transcriptase inhibitors include abacavir, didanosine, emtricitabine, lamivudine, stavudine, tenofovir, zalcitabine, and zidovudine.

Examples of non-nucleoside HIV reverse transcriptase inhibitors include delavirdine, efavirenz, etravirine, nevirapine, and rilpivirine.

10        Examples of HIV protease inhibitors include amprenavir, atazanavir, darunavir, fosamprenavir, indinavir, lopinavir, nelfinavir, ritonavir, saquinavir and, tipranavir.

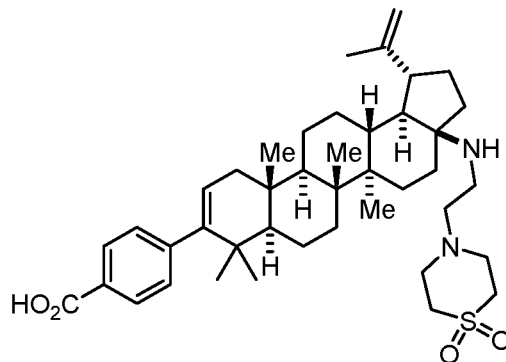
An example of an HIV fusion inhibitor is enfuvirtide or T-1249.

An example of an HIV entry inhibitor is maraviroc.

Examples of HIV integrase inhibitors include dolutegravir, elvitegravir, or raltegravir.

15 An example of an HIV attachment inhibitor is fostemsavir.

An example of an HIV maturation inhibitor is BMS-955176, having the following structure:



20

Thus, as set forth above, contemplated herein are combinations of the compounds of Formula I, together with one or more agents useful in the treatment of AIDS. For example, the compounds of the invention may be effectively administered, whether at periods of pre-exposure and/or post-exposure, in combination with effective amounts of the AIDS antivirals, immunomodulators, anti-infectives, or vaccines, such as those in the following non-limiting table:

## ANTIVIRALS

	Drug Name	Manufacturer	Indication
5	Rilpivirine	Tibotec	HIV infection, AIDS, ARC (non-nucleoside reverse transcriptase inhibitor)
10	COMPLERA®	Gilead	HIV infection, AIDS, ARC; combination with emtricitabine, rilpivirine, and tenofovir disoproxil fumarate
15	097	Hoechst/Bayer	HIV infection, AIDS, ARC (non-nucleoside reverse trans- criptase (RT) inhibitor)
20	Amprenavir 141 W94	Glaxo Wellcome	HIV infection, AIDS, ARC (protease inhibitor)
25	GW 141		
	Abacavir (1592U89) GW 1592	Glaxo Wellcome	HIV infection, AIDS, ARC (RT inhibitor)
30	Acemannan	Carrington Labs (Irving, TX)	ARC

	Acyclovir	Burroughs Wellcome	HIV infection, AIDS, ARC
5	AD-439	Tanox Biosystems	HIV infection, AIDS, ARC
	AD-519	Tanox Biosystems	HIV infection, AIDS, ARC
10	Adefovir dipivoxil AL-721	Gilead Sciences Ethigen (Los Angeles, CA)	HIV infection ARC, PGL HIV positive, AIDS
15	Alpha Interferon	Glaxo Wellcome	Kaposi's sarcoma, HIV in combination w/Retrovir
20	Ansamycin LM 427	Adria Laboratories (Dublin, OH) Erbamont (Stamford, CT)	ARC
25	Antibody which Neutralizes pH Labile alpha aberrant Interferon	Advanced Biotherapy Concepts (Rockville, MD)	AIDS, ARC
	AR177	Aronex Pharm	HIV infection, AIDS, ARC
30	Beta-fluoro-ddA	Nat'l Cancer Institute	AIDS-associated diseases
	CI-1012	Warner-Lambert	HIV-1 infection

	Cidofovir	Gilead Science	CMV retinitis, herpes, papillomavirus
5	Curdlan sulfate	AJI Pharma USA	HIV infection
	Cytomegalovirus Immune globin	MedImmune	CMV retinitis
10	Cytovene	Syntex	Sight threatening
	Ganciclovir		CMV peripheral CMV retinitis
15	Darunavir	Tibotec- J & J	HIV infection, AIDS, ARC (protease inhibitor)
20	Delaviridine	Pharmacia-Upjohn	HIV infection, AIDS, ARC (RT inhibitor)
25	Dextran Sulfate	Ueno Fine Chem. Ind. Ltd. (Osaka, Japan)	AIDS, ARC, HIV positive asymptomatic
	ddC Dideoxycytidine	Hoffman-La Roche	HIV infection, AIDS, ARC
30	ddI Dideoxyinosine	Bristol-Myers Squibb	HIV infection, AIDS, ARC; combination with AZT/d4T

	DMP-450	AVID (Camden, NJ)	HIV infection, AIDS, ARC (protease inhibitor)
5	Efavirenz (DMP 266, SUSTIVA®) (-)-6-Chloro-4-(S)- cyclopropylethynyl- 4(S)-trifluoro-	Bristol Myers Squibb	HIV infection, AIDS, ARC (non-nucleoside RT inhibitor)
10	methyl-1,4-dihydro- 2H-3,1-benzoxazin- 2-one, STOCRINE		
15	EL10	Elan Corp, PLC (Gainesville, GA)	HIV infection
20	Etravirine	Tibotec/ J & J	HIV infection, AIDS, ARC (non-nucleoside reverse transcriptase inhibitor)
	Famciclovir	Smith Kline	herpes zoster, herpes simplex
25	GS 840	Gilead	HIV infection, AIDS, ARC (reverse transcriptase inhibitor)
30	HBY097	Hoechst Marion Roussel	HIV infection, AIDS, ARC (non-nucleoside reverse transcriptase



			inhibitor)
	Hypericin	VIMRx Pharm.	HIV infection, AIDS, ARC
5	Recombinant Human Interferon Beta	Triton Biosciences (Alameda, CA)	AIDS, Kaposi's sarcoma, ARC
	Interferon alfa-n3	Interferon Sciences	ARC, AIDS
10	Indinavir	Merck	HIV infection, AIDS, ARC, asymptomatic HIV positive, also in combination with AZT/ddI/ddC
15	ISIS 2922	ISIS Pharmaceuticals	CMV retinitis
	KNI-272	Nat'l Cancer Institute	HIV-assoc. diseases
20	Lamivudine, 3TC	Glaxo Wellcome	HIV infection, AIDS, ARC (reverse transcriptase inhibitor); also with AZT
25	Lobucavir	Bristol-Myers Squibb	CMV infection
30	Nelfinavir	Agouron Pharmaceuticals	HIV infection, AIDS, ARC (protease inhibitor)

	Nevirapine	Boeheringer Ingleheim	HIV infection, AIDS, ARC (RT inhibitor)
5	Novapren	Novaferon Labs, Inc. (Akron, OH)	HIV inhibitor
	Peptide T Octapeptide Sequence	Peninsula Labs (Belmont, CA)	AIDS
10			
	Trisodium Phosphonoformate	Astra Pharm. Products, Inc.	CMV retinitis, HIV infection, other CMV infections
15			
	PNU-140690	Pharmacia Upjohn	HIV infection, AIDS, ARC (protease inhibitor)
20	Probucol	Vyrex	HIV infection, AIDS
	RBC-CD4	Sheffield Med. Tech (Houston, TX)	HIV infection, AIDS, ARC
25	Ritonavir	Abbott	HIV infection, AIDS, ARC (protease inhibitor)
	Saquinavir	Hoffmann- LaRoche	HIV infection, AIDS, ARC (protease inhibitor)
30			
	Stavudine; d4T	Bristol-Myers Squibb	HIV infection, AIDS,

	Didehydrodeoxy-Thymidine		ARC
5	Tipranavir	Boehringer Ingelheim	HIV infection, AIDS, ARC (protease inhibitor)
	Valaciclovir	Glaxo Wellcome	Genital HSV & CMV Infections
10	Virazole Ribavirin	Viratek/ICN (Costa Mesa, CA)	asymptomatic HIV positive, LAS, ARC
	VX-478	Vertex	HIV infection, AIDS, ARC
15	Zalcitabine	Hoffmann-LaRoche	HIV infection, AIDS, ARC, with AZT
20	Zidovudine; AZT	Glaxo Wellcome	HIV infection, AIDS, ARC, Kaposi's sarcoma, in combination with other therapies
25	Tenofovir disoproxil, fumarate salt (VIREAD <sup>®</sup> )	Gilead	HIV infection, AIDS, (reverse transcriptase inhibitor)
30	EMTRIVA <sup>®</sup> (Emtricitabine) (FTC)	Gilead	HIV infection, AIDS, (reverse transcriptase inhibitor)

	COMBIVIR <sup>®</sup>	GSK	HIV infection, AIDS, (reverse transcriptase inhibitor)
5	Abacavir succinate (or ZIAGEN <sup>®</sup> )	GSK	HIV infection, AIDS, (reverse transcriptase inhibitor)
10	REYATAZ <sup>®</sup> (or atazanavir)	Bristol-Myers Squibb	HIV infection AIDs, protease inhibitor
15	FUZEON <sup>®</sup> (Enfuvirtide or T-20)	Roche / Trimeris	HIV infection AIDs, viral Fusion inhibitor
20	LEXIVA <sup>®</sup> (or Fosamprenavir calcium)	GSK/Vertex	HIV infection AIDs, viral protease inhibitor
25	SELZENTRY <sup>™</sup> Maraviroc; (UK 427857)	Pfizer	HIV infection AIDs, (CCR5 antagonist, in development)
30	TRIZIVIR <sup>®</sup>	GSK	HIV infection AIDs, (three drug combination)

	Sch-417690 (vicriviroc)	Schering-Plough	HIV infection AIDs, (CCR5 antagonist, in development)
5	TAK-652	Takeda	HIV infection AIDs, (CCR5 antagonist, in development)
10	GSK 873140 (ONO-4128)	GSK/ONO	HIV infection AIDs, (CCR5 antagonist, in development)
15	Integrase Inhibitor MK-0518 Raltegravir	Merck	HIV infection AIDs
20	TRUVADA <sup>®</sup>	Gilead	Combination of Tenofovir disoproxil fumarate salt (VIREAD <sup>®</sup> ) and EMTRIVA <sup>®</sup> (Emtricitabine)
25	Integrase Inhibitor GS917/JTK-303 Elvitegravir	Gilead/Japan Tobacco	HIV Infection AIDs in development
30	Triple drug combination ATRIPLA <sup>®</sup>	Gilead/Bristol-Myers Squibb	Combination of Tenofovir disoproxil fumarate salt (VIREAD <sup>®</sup> ), EMTRIVA <sup>®</sup> (Emtricitabine), and SUSTIVA <sup>®</sup> (Efavirenz)

	FESTINAVIR <sup>®</sup>	Oncolys BioPharma	HIV infection AIDs in development
5	CMX-157 Lipid conjugate of nucleotide tenofovir	Chimerix	HIV infection AIDs
10	GSK1349572 Integrase inhibitor TIVICAY <sup>®</sup> dolutegravir	GSK	HIV infection AIDs
IMMUNOMODULATORS			
15	Drug Name	Manufacturer	Indication
	AS-101	Wyeth-Ayerst	AIDS
20	Bropirimine	Pharmacia Upjohn	Advanced AIDS
	Acemannan	Carrington Labs, Inc. (Irving, TX)	AIDS, ARC
25	CL246,738	Wyeth Lederle Labs	AIDS, Kaposi's sarcoma
	FP-21399	Fuki ImmunoPharm	Blocks HIV fusion with CD4+ cells

	Gamma Interferon	Genentech	ARC, in combination w/TNF (tumor necrosis factor)
5	Granulocyte Macrophage Colony Stimulating Factor	Genetics Institute Sandoz	AIDS
10	Granulocyte Macrophage Colony Stimulating Factor	Hoechst-Roussel Immunex	AIDS
15	Granulocyte Macrophage Colony Stimulating Factor	Schering-Plough	AIDS, combination w/AZT
	HIV Core Particle Immunostimulant	Rorer	Seropositive HIV
20	IL-2 Interleukin-2	Cetus	AIDS, in combination w/AZT
25	IL-2 Interleukin-2	Hoffman-LaRoche Immunex	AIDS, ARC, HIV, in combination w/AZT
	IL-2 Interleukin-2 (aldeslukin)	Chiron	AIDS, increase in CD4 cell counts
30	Immune Globulin Intravenous (human)	Cutter Biological (Berkeley, CA)	Pediatric AIDS, in combination w/AZT

	IMREG-1	Imreg (New Orleans, LA)	AIDS, Kaposi's sarcoma, ARC, PGL
5	IMREG-2	Imreg (New Orleans, LA)	AIDS, Kaposi's sarcoma, ARC, PGL
	Imuthiol Diethyl Dithio Carbamate	Merieux Institute	AIDS, ARC
10	Alpha-2 Interferon	Schering Plough	Kaposi's sarcoma w/AZT, AIDS
15	Methionine- Enkephalin	TNI Pharmaceutical (Chicago, IL)	AIDS, ARC
	MTP-PE Muramyl-Tripeptide	Ciba-Geigy Corp.	Kaposi's sarcoma
20	Granulocyte Colony Stimulating Factor	Amgen	AIDS, in combination w/AZT
25	Remune	Immune Response Corp.	Immunotherapeutic
	rCD4 Recombinant Soluble Human CD4	Genentech	AIDS, ARC
30	rCD4-IgG hybrids		AIDS, ARC
	Recombinant	Biogen	AIDS, ARC



## Soluble Human CD4

5	Interferon Alfa 2a	Hoffman-La Roche	Kaposi's sarcoma AIDS, ARC, in combination w/AZT
	SK&F106528 Soluble T4	Smith Kline	HIV infection
10	Thymopentin	Immunobiology Research Institute (Annandale, NJ)	HIV infection
15	Tumor Necrosis Factor; TNF	Genentech	ARC, in combination w/gamma Interferon

## ANTI-INFECTIVES

	Drug Name	Manufacturer	Indication
20	Clindamycin with Primaquine	Pharmacia Upjohn	PCP
25	Fluconazole	Pfizer	Cryptococcal meningitis, candidiasis
	Pastille Nystatin Pastille	Squibb Corp.	Prevention of oral candidiasis
30	Ornidyl Eflornithine	Merrell Dow	PCP
	Pentamidine	LyphoMed	PCP treatment

	Isethionate (IM & IV)	(Rosemont, IL)	
	Trimethoprim		Antibacterial
5	Trimethoprim/sulfa		Antibacterial
	Piritrexim	Burroughs Wellcome	PCP treatment
	Pentamidine	Fisons Corporation	PCP prophylaxis
10	Isethionate for Inhalation		
	Spiramycin	Rhone-Poulenc diarrhea	Cryptosporidial
15	Intraconazole-R51211	Janssen-Pharm.	Histoplasmosis; cryptococcal meningitis
20	Trimetrexate	Warner-Lambert	PCP
	Daunorubicin	NeXstar, Sequus	Kaposi's sarcoma
	Recombinant Human Erythropoietin	Ortho Pharm. Corp.	Severe anemia assoc. with AZT therapy
25			
	Recombinant Human Growth Hormone	Serono	AIDS-related wasting, cachexia
30	Megestrol Acetate	Bristol-Myers Squibb	Treatment of anorexia assoc. W/AIDS

	Testosterone	Alza, Smith Kline	AIDS-related wasting
5	Total Enteral Nutrition	Norwich Eaton Pharmaceuticals	Diarrhea and malabsorption related to AIDS

### *Methods of Synthesis*

10           The compounds of this invention can be made by various methods known in the art including those of the following schemes and in the specific embodiments section. The structure numbering and variable numbering shown in the synthetic schemes are distinct from, and should not be confused with, the structure or variable numbering in the claims or the rest of the specification. The variables in the schemes are meant only to  
15 illustrate how to make some of the compounds of this invention. The disclosure is not limited to the foregoing illustrative examples and the examples should be considered in all respects as illustrative and not restrictive, reference being made to the appended claims, rather than to the foregoing examples, and all changes which come within the meaning and range of equivalency of the claims are therefore intended to be embraced.

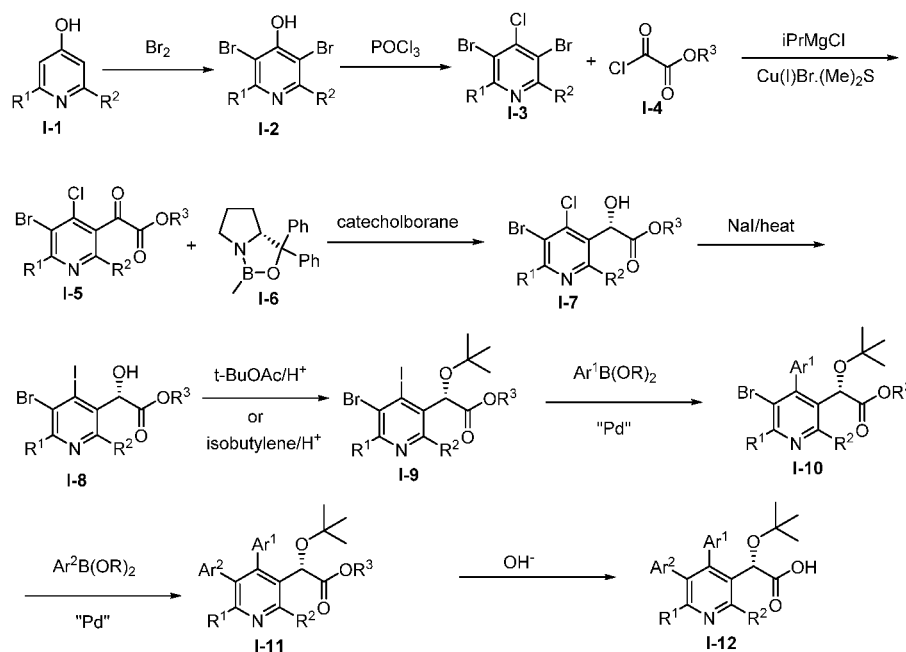
20           Abbreviations used in the schemes and examples generally follow conventions used in the art. Chemical abbreviations used in the specification and examples are defined as follows: "KHMDS" for potassium bis(trimethylsilyl)amide; "DMF" for N,N-dimethylformamide; "HATU" for O-(t-Azabenzotriazol-1-yl)-N,N,N',N'-tetramethyluronium hexafluorophosphate, "MeOH" for methanol; "Ar" for aryl; "TFA"  
25 for trifluoroacetic acid, "DMSO" for dimethylsulfoxide; "h" for hours; "rt" for room temperature or retention time (context will dictate); "min" for minutes; "EtOAc" for ethyl acetate; "THF" for tetrahydrofuran; "Et<sub>2</sub>O" for diethyl ether; "DMAP" for 4-dimethylaminopyridine; "DCE" for 1,2-dichloroethane; "ACN" for acetonitrile; "DME" for 1,2-dimethoxyethane; "HOBt" for 1-hydroxybenzotriazole hydrate; and "DIEA" for  
30 diisopropylethylamine.

Certain other abbreviations as used herein, are defined as follows: "1 x" for once, "2 x" for twice, "3 x" for thrice, "°C" for degrees Celsius, "eq" for equivalent or equivalents, "g" for gram or grams, "mg" for milligram or milligrams, "L" for liter or

liters, "mL" for milliliter or milliliters, "μL" for microliter or microliters, "N" for normal, "M" for molar, "mmol" for millimole or millimoles, "atm" for atmosphere, "psi" for pounds per square inch, "conc." for concentrate, "sat" or "sat'd" for saturated, "MW" for molecular weight, "mp" for melting point, "ee" for enantiomeric excess, "MS" or "Mass Spec" for mass spectrometry, "ESI" for electrospray ionization mass spectroscopy, "HR" for high resolution, "HRMS" for high resolution mass spectrometry, "LCMS" for liquid chromatography mass spectrometry, "HPLC" for high pressure liquid chromatography, "RP HPLC" for reverse phase HPLC, "TLC" or "tlc" for thin layer chromatography, "NMR" for nuclear magnetic resonance spectroscopy, "<sup>1</sup>H" for proton, "δ" for delta, "s" for singlet, "d" for doublet, "t" for triplet, "q" for quartet, "m" for multiplet, "br" for broad, "Hz" for hertz, and "α", "β", "R", "S", "E", and "Z" are stereochemical designations familiar to one skilled in the art.

Some compounds can be synthesized from an appropriately substituted heterocycle **I-1** according to Scheme I, Compounds **I-1** and **I-6** are commercially available or synthesized by reactions well known in the art. Treatment of compound **I-1** with bromine provided the dibromo intermediates **I-2** which was converted to the chloropyridine **I-3** by reacting with POCl<sub>3</sub>. Intermediate **I-3** conveniently transformed to ketoester **I-5** using conditions well-known to those skilled in the art, including reacting **I-3** with Grignard reagent in the presence of catalytic copper(I) bromide dimethylsulfide complex followed by alkyl 2-chloro-2-oxoacetate. Chiral Lewis acid such as **I-6** mediated reduction of ketoester **I-5** with catecholborane furnished chiral alcohol **I-7**. Treatment of hydrochloride salt of **I-7** with excess sodium iodide in reflux acetonitrile would furnish iodo intermediate **I-8**. Tertiary butylation of alcohol **I-8** by well-known conditions, including but not limited to tertiary-butyl acetate and perchloric acid, gave intermediate **I-9**. Intermediates **I-9** are conveniently transformed to intermediates **I-11** using conditions well-known in the art, including but not limited to the Suzuki coupling between intermediates **I-9** and boronic derivatives Ar<sup>1</sup>B(OR)<sub>2</sub> followed Ar<sup>2</sup>B(OR)<sub>2</sub>. The boronate or boronic acid coupling reagents, well-known in the art, are commercially available or are prepared by reactions well-known to those skilled in the art. Hydrolysis of intermediate **I-11** by using conditions well-known to those skilled in the art furnished carboxylic acid **I-12**.

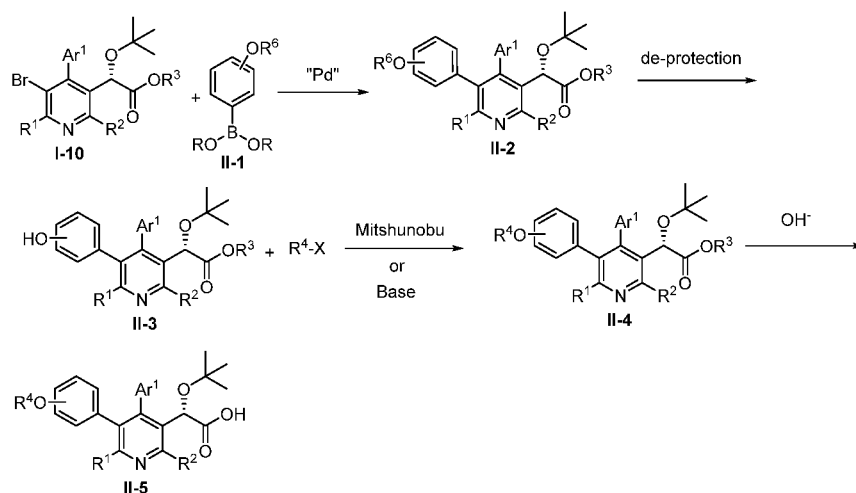
Scheme I



- Intermediates **I-10** are conveniently transformed to intermediates **II-2** using conditions well-known in the art, including but not limited to the Suzuki coupling between intermediates **I-10** and **II-1**. Cleavage of protecting group in **II-2** provided phenol **II-3**. Alkylation of the phenol **II-3** was achieved by using conditions well known to those skilled in the art, including but not limited to Mitsunobu reaction to provide the intermediate **II-4**. Hydrolysis of intermediate **II-4** by using conditions well-known in the literature furnished carboxylic acid **II-5**.

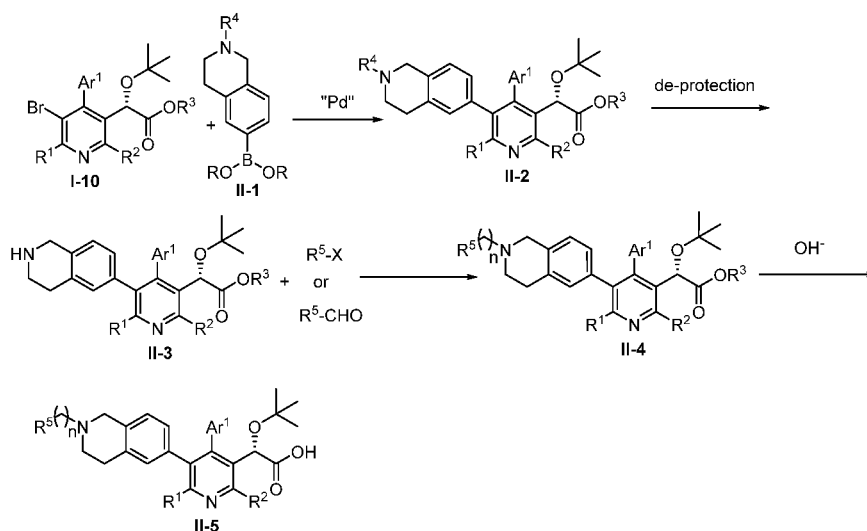
Some compounds of this invention can be synthesized according to Scheme II.

## Scheme II



Some compounds of this invention can be synthesized according to Scheme III.

## Scheme III



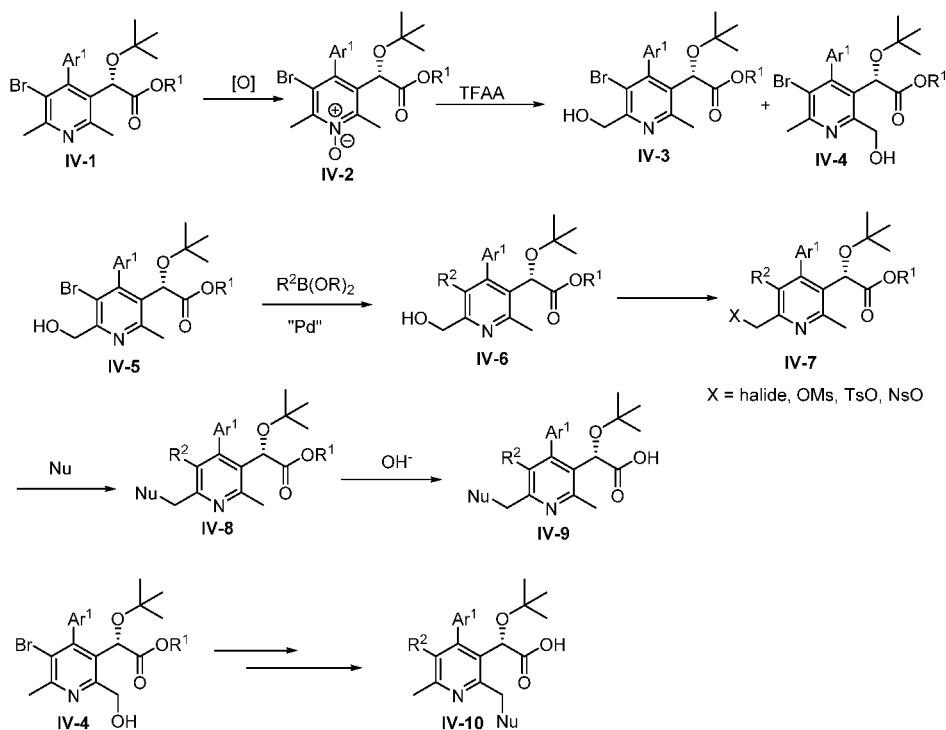
5

Some compounds of this invention can be synthesized according to Scheme IV.

In Scheme IV, pyridine IV-1, can be produced using methods similar to those described in the previous schemes. This intermediate can be carried on to the final product according to a variety of paths. In one, the C2 and C6 alkyl groups can be oxidized to furnish intermediates IV-3 and/or IV-4 which can be further transformed to final compounds IV-9 or IV-10 by several paths.

10

Scheme IV

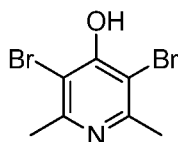


The compounds described herein were purified by the methods well known to those skilled in art by normal phase column chromatography on silica gel column using appropriate solvent system described. Preparative HPLC purifications mentioned in this experimentation section were carried out gradient elution either on Sunfire Prep C18 ODB column (5  $\mu$ m; 19 or 30 X 100 mm) or Waters Xbridge C18 column (5  $\mu$ m; 19 X 200 or 30 X 100 mm) or Water Atlantis (5  $\mu$ m; 19 or 30 X 100 mm) using the following mobile phases. Mobile phase A: 9:1 H<sub>2</sub>O/acetonitrile with 10 mM NH<sub>4</sub>OAc and mobile phase B: A: 9:1 acetonitrile/H<sub>2</sub>O with 10 mM NH<sub>4</sub>OAc; or mobile phase A: 9:1 H<sub>2</sub>O/acetonitrile with 0.1% TFA and mobile phase B: A: 9:1 acetonitrile/H<sub>2</sub>O with 0.1% TFA; or mobile phase A: water/MeOH (9:1) with 20 mM NH<sub>4</sub>OAc and mobile phase B: 95:5 MeOH/H<sub>2</sub>O with 20 mM NH<sub>4</sub>OAc or mobile phase A: water/MeOH (9:1) with 0.1% TFA and mobile phase B: 95:5 MeOH/H<sub>2</sub>O with 0.1% TFA or mobile Phase A: 5:95 acetonitrile: water with 10-mM ammonium acetate; Mobile Phase B: 95:5 acetonitrile: water with 10-mM ammonium acetate.

All Liquid Chromatography (LC) data were recorded on a Shimadzu LC-10AS or LC-20AS liquid chromatograph using a SPD-10AV or SPD-20A UV-Vis detector and

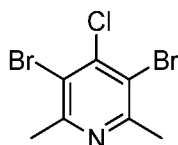
Mass Spectrometry (MS) data were determined with a Micromass Platform for LC in electrospray mode.

- Compounds purified by preparative HPLC were diluted in methanol (1.2 mL) or DMF and purified using a Shimadzu LC-8A or LC-10A automated preparative HPLC system.



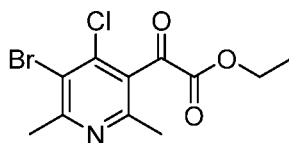
- 10 *3,5-Dibromo-2,6-dimethylpyridin-4-ol*: A 3-neck R.B-flask equipped with mechanical stirrer, addition funnel and condenser is charged with 2,6-dimethylpyridin-4-ol (100 g, 812 mmol),  $\text{CH}_2\text{Cl}_2$  (1000 mL) and MeOH (120 mL). To the resulting light brown or tan solution was added tert-BuNH<sub>2</sub> (176 mL, 1665 mmol), cooled in water bath maintained between 5-10 °C (ice-water) and added drop wise Br<sub>2</sub> (84 mL, 1624 mmol) over 70 min.
- 15 After the addition was complete cold bath was removed and stirred for 1.5 h at rt. Then, the light orange slurry was filtered and the filter cake was washed with ether (250 mL) and dried to afford 3,5-dibromo-2,6-dimethylpyridin-4-ol, hydrobromide (280.75 g, 776 mmol, 96 % yield) as white solid which was used in the next step without further purification. <sup>1</sup>H NMR (500 MHz, DMSO-d<sub>6</sub>)  $\delta$  12.08 (br. s., 1H), 2.41 (s, 6H). LCMS
- 20 (M+H) = 281.9.

- Alternative procedure*: Bromine (72.8 mL, 1.4 mol) was added via addition funnel over 60 min to a mechanically stirred cold (ice-water bath) solution of 2,6-dimethylpyridin-4-ol (87 g, 706 mmol) and 4-methylmorpholine (156 mL, 1.4 mol) in dichloromethane (1 L)
- 25 and methanol (100 mL) and then stirred for 2 h at rt. Additional bromine (~15 mL) was added based on monitoring by LCMS. The product was filtered, washed with ether, and dried under vacuum to give 3,5-dibromo-2,6-dimethylpyridin-4-ol 176.8 g (88%).

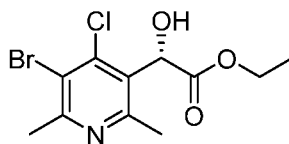




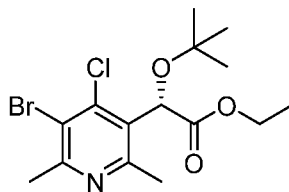
3,5-Dibromo-4-chloro-2,6-dimethyl-pyridine: Triethylamine (28.8 mL, 206 mmol) was added to a nitrogen purged solution of 3,5-dibromo-2,6-dimethylpyridin-4-ol (58 g, 206 mmol) and phosphorous oxychloride (57.7 mL, 619 mmol) in chloroform (450 mL) and stirred for 1 h at rt, then 3 h at 80 °C. The reaction was removed from heating and immediately concentrated under house vacuum; then under high vacuum. The appearance was a cream colored solid, which was azeotroped with toluene (2x100 mL); treated with ice (200 g) for 10 min and carefully neutralized with NaHCO<sub>3</sub> (powder), and 1N NaOH solution, and extracted with DCM (2 X 400 mL). The combined organic layers were dried (MgSO<sub>4</sub>), concentrated, and a beige solid was obtained that was washed with hexanes and dried under high vacuum to give 3,5-dibromo-4-chloro-2,6-dimethyl-pyridine 52.74 g (85.1%). Concentration of the hexanes gave 3.5 g of less pure product. <sup>1</sup>H NMR (500 MHz, CDCl<sub>3</sub>) δ 2.59 (s, 6H). LCMS (M+H) = 300.0.



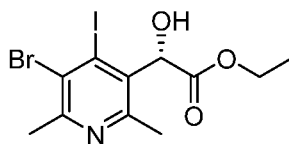
Ethyl 2-(5-bromo-4-chloro-2,6-dimethylpyridin-3-yl)-2-oxoacetate: To a stirred mixture of 3,5-dibromo-4-chloro-2,6-dimethylpyridine (14.94 g, 49.9 mmol) and Cu(I)Br Me<sub>2</sub>S (0.513 g, 2.495 mmol) in THF (50 mL) was added dropwise 2M iPrMgCl/THF (26.2 mL, 52.4 mmol) at -60 °C over 5 min. Then, the resulting dark reaction mixture was warmed to -15 °C over min 30 min and stirred for 30 min. Then, this reaction mixture was rapidly transferred via cannula to a solution of ethyl 2-chloro-2-oxoacetate (6.14 mL, 54.9 mmol) in THF (50 mL) maintained at -50 °C. The resulting reaction mixture was stirred (1.5 h) while warming to 0 °C. Then, taken up in to Et<sub>2</sub>O (200 mL), washed with 1:1 sat Na<sub>2</sub>CO<sub>3</sub>/1M NH<sub>4</sub>Cl (3 x 50 mL), dried (MgSO<sub>4</sub>), filtered and concentrated to give brown viscous oil. Flash chromatography using 2.5, 5 and 7.5% EtOAc/Hex afforded ethyl 2-(5-bromo-4-chloro-2,6-dimethylpyridin-3-yl)-2-oxoacetate (14.37 g, 44.8 mmol, 90 % yield) as white solid. <sup>1</sup>H NMR (400 MHz, CDCl<sub>3</sub>) δ 4.42 (q, J=7.0 Hz, 2H), 2.76 (s, 3H), 2.46 (s, 3H), 1.41 (t, J=7.2 Hz, 3H). LCMS (M+H) = 322.1.



(*S*)-Ethyl 2-(5-bromo-4-chloro-2,6-dimethylpyridin-3-yl)-2-hydroxyacetate: To a stirred solution of ethyl 2-(5-bromo-4-chloro-2,6-dimethylpyridin-3-yl)-2-oxoacetate (3.21 g, 10 mmol) and (R)-1-methyl-3,3-diphenylhexahydropyrrolo[1,2-c][1,3,2]oxazaborole (0.554 g, 2.000 mmol) in toluene (30 mL) was added dropwise catecholborane (3.00 mL, 14.00 mmol) at -30 °C over 5 min. Then, slowly warmed to -15 °C and left at this temperature overnight (15 h). Then, diluted with EtOAc (150 mL) and sat Na<sub>2</sub>CO<sub>3</sub> (50 mL). The mixture was vigorously stirred for 15 min, aq layer separated and org layer washed with sat Na<sub>2</sub>CO<sub>3</sub> (2 x 50 mL) by vigorously stirring for 15 min, dried (MgSO<sub>4</sub>), filtered, concentrated and purified by flash chromatography using 10, 20, 25 and 30% EtOAc/Hex to afford (*S*)-ethyl 2-(5-bromo-4-chloro-2,6-dimethylpyridin-3-yl)-2-hydroxyacetate (3.2 g, 9.92 mmol, 99 % yield) as pale amber color viscous oil. <sup>1</sup>H NMR (400 MHz, CDCl<sub>3</sub>) δ 5.70 (d, *J*=2.8 Hz, 1H), 4.24-4.33 (m, 2H), 3.56 (d, *J*=3.3 Hz, 1H), 2.71 (s, 3H), 2.57 (s, 3H), 1.25 (t, *J*=7.2 Hz, 3H). LCMS (M+H) = 324.05.

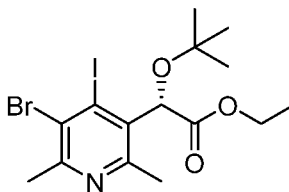


(*S*)-Ethyl 2-(5-bromo-4-chloro-2,6-dimethylpyridin-3-yl)-2-(tert-butoxy)acetate: To a stirred mixture of (*S*)-ethyl 2-(5-bromo-4-chloro-2,6-dimethylpyridin-3-yl)-2-hydroxyacetate (2.927 g, 9.07 mmol) and *t*-BuOAc (49.0 mL, 363 mmol) in CH<sub>2</sub>Cl<sub>2</sub> (100 mL) was added 70% HClO<sub>4</sub> (2.339 mL, 27.2 mmol) and sealed with septa. After 2.5 h, the reaction mixture diluted with ether (100 mL) and washed with sat. Na<sub>2</sub>CO<sub>3</sub> (3 X 25 mL), org layer dried (MgSO<sub>4</sub>), filtered, concentrated and purified by flash chromatography using 5, 10, 30 and 40% EtOAc/Hex to afford desired (*S*)-ethyl 2-(5-bromo-4-chloro-2,6-dimethylpyridin-3-yl)-2-(tert-butoxy)acetate (2.4762 g, 6.54 mmol, 72.1 % yield). LCMS (M+H) = 378.2.



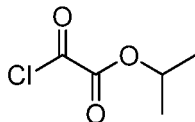
(*S*)-Ethyl 2-(5-bromo-4-iodo-2,6-dimethylpyridin-3-yl)-2-hydroxyacetate: To a stirred solution of (*S*)-ethyl 2-(5-bromo-4-chloro-2,6-dimethylpyridin-3-yl)-2-hydroxyacetate  
5 (0.367 g, 1.138 mmol) in ether (10 mL) was added dropwise 2M HCl/Et<sub>2</sub>O (2 mL, 4.00 mmol) and the resulting white slurry stirred for 30 min and concentrated to give white powder.

A mixture of above white solid and NaI (0.853 g, 5.69 mmol) in acetonitrile (10 mL) was heated at reflux for 16 h. Then, cooled, diluted with sat Na<sub>2</sub>CO<sub>3</sub> (20 mL), extracted with  
10 CH<sub>2</sub>Cl<sub>2</sub> (2 X 25 mL). The combined org layers dried (MgSO<sub>4</sub>), filtered, concentrated and purified by flash chromatography using 20 and 30% EtOAc/Hex to afford (*S*)-ethyl 2-(5-bromo-4-iodo-2,6-dimethylpyridin-3-yl)-2-hydroxyacetate (0.438 g, 1.058 mmol, 93 % yield) as white solid. <sup>1</sup>H NMR (400 MHz, CDCl<sub>3</sub>) δ 5.83 (d, *J*=2.5 Hz, 1H), 4.24-4.34 (m, 2H), 3.51 (d, *J*=2.5 Hz, 1H), 2.78 (s, 3H), 2.51 (s, 3H), 1.26 (t, *J*=7.2 Hz, 3H). LCMS  
15 (M+H) = 416.1.



(*S*)-ethyl 2-(5-bromo-4-iodo-2,6-dimethylpyridin-3-yl)-2-(tert-butoxy)acetate: A stirred cold (ice-water bath) mixture of (*S*)-ethyl 2-(5-bromo-4-iodo-2,6-dimethylpyridin-3-yl)-  
20 2-hydroxyacetate (2.69 g, 6.50 mmol) and 70% HClO<sub>4</sub> (0.614 mL, 7.15 mmol) in DCM (100 mL) was saturated with isobutylene by bubbling through the reaction mixture for 10 min. After 1 h, cold bath was removed, stirred for 15 h at rt and stirred with sat Na<sub>2</sub>CO<sub>3</sub> (20 mL) for 10 min. Organic separated, dried (MgSO<sub>4</sub>), filtered, concentrated and  
25 purified by flash chromatography using 5, 10, 30 and 40% EtOAc/Hex to afford desired (*S*)-ethyl 2-(5-bromo-4-iodo-2,6-dimethylpyridin-3-yl)-2-(tert-butoxy)acetate (0.4528 g, 5.22 mmol, 80 % yield). <sup>1</sup>H NMR (500 MHz, CDCl<sub>3</sub>) δ 5.70 (br. s., 1H), 4.14-4.24 (m,

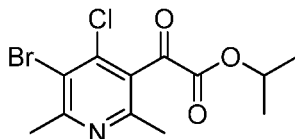
2H), 2.77 (br. s., 3H), 2.58 (br. s., 3H), 1.24 (br. s., 9H), 1.23 (t,  $J=7.2$  Hz, 3H). LCMS (M+H) = 472.1.



5

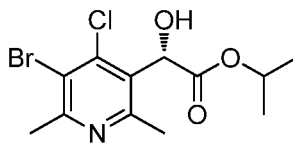
*2-Chloro-2-oxoacetate*: The propan-2-ol (38.2 mL, 499 mmol) was added drop wise over 15 min to a cold (0 °C), nitrogen purged solution of oxalyl chloride (101 g, 799 mmol) and the reaction was stirred at room temperature for 2.5 h. Then a reflux condenser was fitted and a slight vacuum was applied for about 1 h until HCl gas was removed (the HCl was trapped in by a sat'd solution of NaHCO<sub>3</sub>). The reflux condenser was removed and the flask was fitted with a short path distillation head. Excess reagent was removed by distillation under house vacuum (oil bath heated to 65 °C), and then the temperature was raised to between 85 - 95 °C and the product was distilled (NOTE: The 1<sup>st</sup> fraction of ~5 mL was discarded) to provide isopropyl 2-chloro-2-oxoacetate 52.62 g (70 %).

15



*2-(5-Bromo-4-chloro-2,6-dimethylpyridin-3-yl)-2-oxoacetate*: A solution of 2M isopropyl magnesium chloride (84 mL, 168 mmol) was added drop wise over 20 min to a cold (-70 °C), nitrogen purged solution of 3,5-dibromo-4-chloro-2,6-dimethylpyridine (48 g, 160 mmol) and copper(I)bromide-dimethyl sulfide complex (1.65 g, 8.02 mmol) in THF (240 mL), which was then allowed to warm to -10 °C over 60 min. The reaction mixture was transferred via cannula into a 1 L RB-flask containing isopropyl 2-chloro-2-oxoacetate (26.6 g, 176 mmol) in THF (160 mL) maintained at -60 °C, and the reaction stirred an additional 2.5 h while being allowed to warm to -10 °C. The reaction was quenched upon diluted with a mixture of 10% NH<sub>4</sub>Cl solution (80 mL) in ether (320 mL). The organic layer was washed with 160 mL of sat'd NaHCO<sub>3</sub>/10% NH<sub>4</sub>Cl solution (1:1), brine, and dried (Na<sub>2</sub>SO<sub>4</sub>). The crude product was charged (DCM solution) to a 330 g ISCO silica gel cartridge and gradient eluted (5 - 20% EtOAc/hexanes) using an Isolera

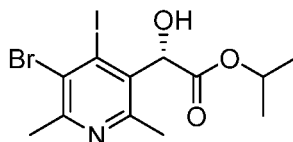
chromatography station gave isopropyl 2-(5-bromo-4-chloro-2,6-dimethylpyridin-3-yl)-2-oxoacetate 40.38 g (76%). <sup>1</sup>H NMR (500 MHz, CDCl<sub>3</sub>) δ 5.28–5.21 (m, 1H), 2.77 (s, 3H), 2.47 (s, 3H), 1.40 (d, J = 6.3 Hz, 6H). LCMS (M+H) = 336.04.



5

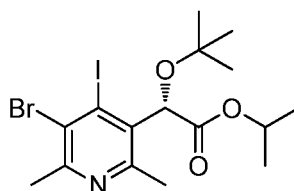
*(S)*-Isopropyl 2-(5-bromo-4-chloro-2,6-dimethylpyridin-3-yl)-2-hydroxyacetate: To a stirred solution of isopropyl 2-(5-bromo-4-chloro-2,6-dimethylpyridin-3-yl)-2-oxoacetate (24.2 g, 72.3 mmol) and (R)-1-methyl-3,3-diphenylhexahydropyrrolo[1,2-

10 c][1,3,2]oxazaborole (10 mL, 10.00 mmol) in toluene (30 mL) was added dropwise catecholborane (22 mL, 103 mmol) at -30 °C over 5 min. Then, the reaction mixture was slowly warmed to -15 °C and left at this temperature overnight (15 h). The reaction mixture was diluted with EtOAc (150 mL) and satd. Na<sub>2</sub>CO<sub>3</sub> (50 mL). The mixture was vigorously stirred for 15 min, aq. layer was separated and organic layer washed with satd.  
15 Na<sub>2</sub>CO<sub>3</sub> (2 x 50 mL) by vigorously stirring for 15 min, dried (MgSO<sub>4</sub>), filtered, concentrated and purified by flash chromatography to afford *(S)*-isopropyl 2-(5-bromo-4-chloro-2,6-dimethylpyridin-3-yl)-2-hydroxyacetate (21.5 g, 63.9 mmol, 88 % yield) as pale amber color viscous oil. <sup>1</sup>H NMR (400MHz, CDCl<sub>3</sub>) δ 5.15 (dt, J=12.5, 6.3 Hz, 1H), 2.71 (s, 3H), 2.56 (s, 3H), 1.26 (d, J=6.5 Hz, 3H), 1.20 (d, J=6.3 Hz, 3H). LCMS (M+H)  
20 = 336.2.



*(S)*-Isopropyl 2-(5-bromo-4-iodo-2,6-dimethylpyridin-3-yl)-2-hydroxyacetate: To a stirred  
25 solution of *(S)*-isopropyl 2-(5-bromo-4-chloro-2,6-dimethylpyridin-3-yl)-2-hydroxyacetate (21.5 g, 63.9 mmol) in ether (50 mL) was added dropwise 2M HCl/Et<sub>2</sub>O (2 mL, 4.00 mmol) at 0 °C and the resulting white slurry stirred at rt for 30 min and concentrated to give white powder.

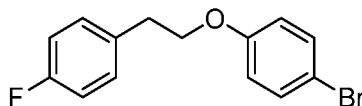
The above white solid and NaI (20 g, 133 mmol) in anhydrous MeCN (100 mL) was heated at reflux for 2 days. Then, cooled, diluted with satd. Na<sub>2</sub>CO<sub>3</sub> (20 mL), extracted with CH<sub>2</sub>Cl<sub>2</sub> (2 x 100 mL). The combined org layers was dried (MgSO<sub>4</sub>), filtered, concentrated and purified by flash chromatography using (EtOAc/Hex: 20 to 30%) to afford (S)-isopropyl 2-(5-bromo-4-iodo-2,6-dimethylpyridin-3-yl)-2-hydroxyacetate (24.3 g, 56.8 mmol, 89 % yield) as a white solid. <sup>1</sup>H NMR (500MHz, CDCl<sub>3</sub>) δ 5.80 (d, J=2.5 Hz, 1H), 5.21 - 5.03 (m, 1H), 3.52 (br. s., 1H), 2.79 (s, 3H), 2.52 (s, 3H), 1.29 (d, J=6.3 Hz, 3H), 1.22 (d, J=6.3 Hz, 3H). LCMS (M+H)= 430.1.



10

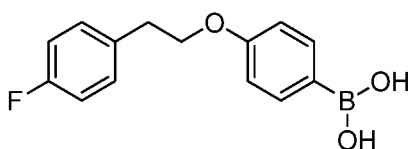
(S)-Isopropyl 2-(5-bromo-4-iodo-2,6-dimethylpyridin-3-yl)-2-(tert-butoxy)acetate: A stirred ice-cold yellow mixture of (S)-isopropyl 2-(5-bromo-4-iodo-2,6-dimethylpyridin-3-yl)-2-hydroxyacetate (24.3 g, 56.8 mmol) and 70% HClO<sub>4</sub> (7.32 mL, 85 mmol) in dichloromethane (100 mL) was saturated with isobutylene gas by bubbling through the reaction mixture. After 2 h, cold bath was removed, sealed and the turbid reaction mixture was stirred at rt for 4 days. The reaction mixture was neutralized with satd. Na<sub>2</sub>CO<sub>3</sub>, organic layer was separated and aqueous layer was extracted with CH<sub>2</sub>Cl<sub>2</sub>. The combined organic layers dried (MgSO<sub>4</sub>), filtered, concentrated and purified by flash chromatography to afford (S)-isopropyl 2-(5-bromo-4-iodo-2,6-dimethylpyridin-3-yl)-2-(tert-butoxy)acetate (21.5 g, 44.4 mmol, 78 % yield) as white solid. <sup>1</sup>H NMR (500MHz, CDCl<sub>3</sub>) δ 5.66 (s, 1H), 5.10 - 5.01 (m, 1H), 2.77 (s, 3H), 2.58 (s, 3H), 1.28 - 1.22 (m, 12H), 1.16 (d, J=6.1 Hz, 3H). LCMS (M+H)= 485.5.

25

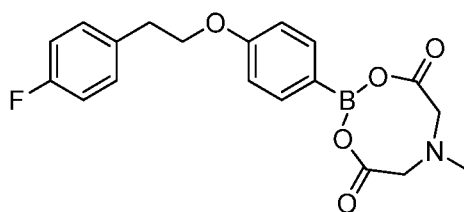


1-Bromo-4-(4-fluorophenoxy)benzene: To a stirred solution of 4-bromophenol (81.7 g, 472 mmol), 2-(4-fluorophenyl)ethanol (79 g, 567 mmol) and Ph<sub>3</sub>P (149 g, 567 mmol) in

THF (100 mL) cooled in an ice-water bath was added drop wise DEAD (93 ml, 590 mmol) over 20 min. Note: The reaction is exothermic and efficient cooling is highly recommended before initiating large scale reaction. After 1 h, cold bath was removed and stirred overnight (17 h) at rt. Then, the reaction mixture was concentrated, the resulting residue triturated with hexanes, filtered and the filter cake washed with 10% ether/hexanes (2-lit). The filtrate was concentrated and purified by flash chromatography (silica gel column 3" x 11" ) using 4-lit hexanes and 2-lit 2% EtOAc/Hex to afford 1-bromo-4-(4-fluorophenethoxy)benzene (142 g, 469 mmol, 99 % yield) as colorless liquid (contaminated with ~2.5% Ph<sub>3</sub>P by <sup>1</sup>H NMR). <sup>1</sup>H NMR (500MHz, CDCl<sub>3</sub>) δ 7.41 - 7.36 (m, 2H), 7.28 - 7.22 (m, 2H), 7.05 - 6.99 (m, 2H), 6.82 - 6.76 (m, 2H), 4.14 (t, *J*=6.9 Hz, 2H), 3.08 (t, *J*=6.9 Hz, 2H).



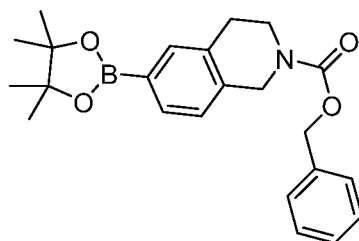
*(4-(4-Fluorophenethoxy)phenyl)boronic acid*: To a stirred solution of 1-bromo-4-(4-fluorophenethoxy)benzene (142 g, 469 mmol) in THF (1000 mL) was added 2M n-BuLi/cyclohexane (293 ml, 586 mmol) over 15 min at -78 °C. After 1.5 h, triisopropyl borate (131 ml, 563 mmol) was added to the light pink reaction mixture over 5 min and stirred for 2 h at -78 °C. Then, the reaction was quenched by careful addition of 3M HCl (375 mL), cold bath was replaced with water bath, stirred for 1 h, diluted with ether (500 mL), aq. layer separated and organic layer washed with water (2 x 200 mL). The combined aq. layers extracted with ether (200 mL) and combined ether layers washed with brine (100 mL), dried (MgSO<sub>4</sub>), filtered and concentrated to 200 mL. To this was added 250 mL hexanes and concentrated to about 300 mL and allowed to stand at rt. The precipitated solid was triturated with hexanes and filtered to give white solid which was used in next step without purification. <sup>1</sup>H NMR (500MHz, CDCl<sub>3</sub>) δ 8.18 - 8.15 (m, 2H), 7.32 - 7.28 (m, 2H), 7.07 - 7.00 (m, 4H), 4.26 (t, *J*=6.9 Hz, 2H), 3.14 (t, *J*=6.9 Hz, 2H).



*2-(4-(4-Fluorophenethoxy)phenyl)-6-methyl-1,3,6,2-dioxazaborocane-4,8-dione*: A slurry of (4-(4-fluorophenethoxy)phenyl)boronic acid (122 g, 469 mmol) and 2,2'-

(methylazanediyl)diacetic acid (76 g, 516 mmol) in anhydrous toluene (500 mL) and DMSO (200 mL) was refluxed for 4 h. Then, cooled, diluted with EtOAc (500 mL), washed with water (5 x 200 mL), brine (2 x 100 mL), dried (MgSO<sub>4</sub>), filtered and concentrated to give light orange foam which was purified by flash chromatography using 5-40% acetone/CH<sub>2</sub>Cl<sub>2</sub> (5% increment per 2-lit) to afford 2-(4-(4-

fluorophenethoxy)phenyl)-6-methyl-1,3,6,2-dioxazaborocane-4,8-dione (131.38 g, 354 mmol, 75 % yield) as white solid. <sup>1</sup>H NMR (500MHz, CDCl<sub>3</sub>) δ 7.43 (d, *J*=8.4 Hz, 2H), 7.28 - 7.24 (m, 2H), 7.04 - 6.99 (m, 2H), 6.92 (d, *J*=8.5 Hz, 2H), 4.17 (t, *J*=6.9 Hz, 2H), 4.00 (d, *J*=16.6 Hz, 2H), 3.76 (d, *J*=16.6 Hz, 2H), 3.08 (t, *J*=6.8 Hz, 2H), 2.54 (s, 3H). LCMS (M+H) = 372.3.

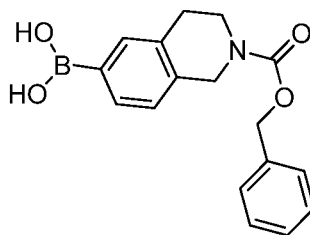


*Benzyl 6-(4,4,5,5-tetramethyl-1,3,2-dioxaborolan-2-yl)-3,4-dihydroisoquinoline-2(1H)-carboxylate*: A mixture of benzyl 6-bromo-3,4-dihydroisoquinoline-2(1H)-carboxylate

(8.16 g, 23.57 mmol), KOAc (7 g, 71.3 mmol) and 4,4,4',4',5,5,5',5'-octamethyl-2,2'-bi(1,3,2-dioxaborolane) (12 g, 47.3 mmol) in dioxane (50 mL) was purged with N<sub>2</sub> for 15 min, and added Pd(Ph<sub>3</sub>P)<sub>4</sub> (0.35 g, 0.303 mmol), further purged N<sub>2</sub> for 5 min. The reaction mixture was stirred in 80 °C bath for 18 h. The mixture was diluted with EtOAc and washed water, brine, and, evaporated solvent and purified on Biotage 220 g column (0-50% EtOAc/Hex) to afford benzyl 6-(4,4,5,5-tetramethyl-1,3,2-dioxaborolan-2-yl)-3,4-dihydroisoquinoline-2(1H)-carboxylate as colorless viscous oil (7.8 g, 84%). <sup>1</sup>H



NMR (500MHz, CDCl<sub>3</sub>)  $\delta$  7.68 - 7.59 (m, 2H), 7.46 - 7.33 (m, 5H), 7.14 (d, J=15.6Hz, 1H), 5.21 (s, 2H), 4.69 (s, 2H), 3.75 (br. s., 2H), 2.89 (br. s., 2H), 1.37 (s, 12H). LCMS (M+H) = 394.4.

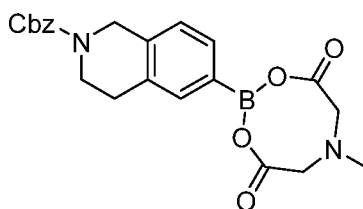


5

*(2-((Benzyloxy)carbonyl)-1,2,3,4-tetrahydroisoquinolin-6-yl)boronic acid*: To a solution of benzyl 6-(4,4,5,5-tetramethyl-1,3,2-dioxaborolan-2-yl)-3,4-dihydroisoquinoline-2(1H)-carboxylate (2.2 g, 5.59 mmol) in acetone (10 mL)/Water (5.00 mL) was added NaIO<sub>4</sub> (3.59 g, 16.78 mmol) and NH<sub>4</sub>OAc (1.294 g, 16.78 mmol) and the resulting mixture was stirred at room temp for 16 h and another portion of NH<sub>4</sub>OAc (1.294 g, 16.78 mmol) and NaIO<sub>4</sub> (3.59 g, 16.78 mmol) was added. The mixture was stirred at rt for 3 h and 1N HCl (15 mL) was added and the mixture was stirred for 1 h. The mixture was then diluted with EtOAc and washed with brine, dried (Na<sub>2</sub>SO<sub>4</sub>), filtered and concentrated to afford (2-((benzyloxy)carbonyl)-1,2,3,4-tetrahydroisoquinolin-6-yl)boronic acid (1.2 g, 3.86 mmol, 68.9 % yield) as white solid.

10

15

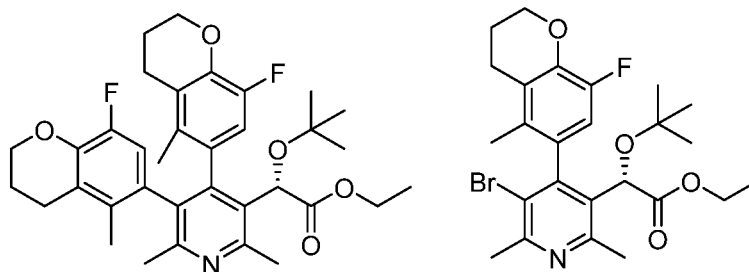


*Benzyl 6-(6-methyl-4,8-dioxo-1,3,6,2-dioxazaborocan-2-yl)-3,4-dihydroisoquinoline-2(1H)-carboxylate*: A mixture of (2-((benzyloxy)carbonyl)-1,2,3,4-tetrahydroisoquinolin-6-yl)boronic acid (41 g, 132 mmol) and 2,2'-(methylazanediyl)diacetic acid (19.39 g, 132 mmol) in anhydrous toluene (250 mL) and DMSO (100 mL) was refluxed for 20 h. The reaction mixture was cooled and partitioned between water and EtOAc. The aqueous layer was extracted with EtOAc (3x), the combined organic solution was washed with brine, dried (MgSO<sub>4</sub>), concentrated and purified on ISCO 330g column (3x; ~1/3 each

20

25

time. EtOAc/hexane: 5 to 100%, then MeOH/EtOAc: 8%; ) to afford benzyl 6-(6-methyl-4,8-dioxo-1,3,6,2-dioxazaborocan-2-yl)-3,4-dihydroisoquinoline-2(1H)-carboxylate as a white solid. LCMS (M+H) = 423.3. <sup>1</sup>H NMR (500MHz, CDCl<sub>3</sub>) δ 7.45 - 7.30 (m, 7H), 7.17 (br. s., 1H), 5.21 (s, 2H), 4.68 (s, 2H), 3.94 (d, J=16.2 Hz, 2H), 3.79 (d, J=16.4 Hz, 2H), 3.77 - 3.70 (m, 2H), 2.88 (br. s., 2H), 2.60 (s, 3H).



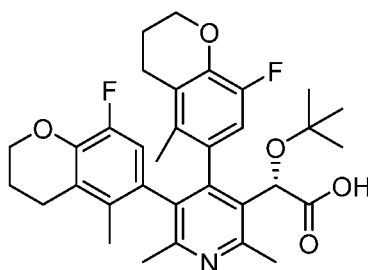
(2S)-Bthyl 2-(4,5-bis(8-fluoro-5-methylchroman-6-yl)-2,6-dimethylpyridin-3-yl)-2-(tert-butoxy)acetate: A stirred mixture of (S)-ethyl 2-(5-bromo-4-iodo-2,6-dimethylpyridin-3-yl)-2-(tert-butoxy)acetate (0.1 g, 0.213 mmol), (8-fluoro-5-methylchroman-6-yl)boronic acid (0.049 g, 0.234 mmol) and 2M Na<sub>2</sub>CO<sub>3</sub> (0.160 ml, 0.319 mmol) in DMF (2 mL) was degassed for 10 min. Then, Pd(Ph<sub>3</sub>P)<sub>4</sub> (0.025 g, 0.021 mmol) was added, degassed for 5 min and heated at 110 °C for 7 h. Then, cooled and purified pre-HPLC to afford two compounds.

Compound 1: (2S)-ethyl 2-(4,5-bis(8-fluoro-5-methylchroman-6-yl)-2,6-dimethylpyridin-3-yl)-2-(tert-butoxy)acetate (0.0553 g, 0.093 mmol, 43.8 % yield), off-white solid.

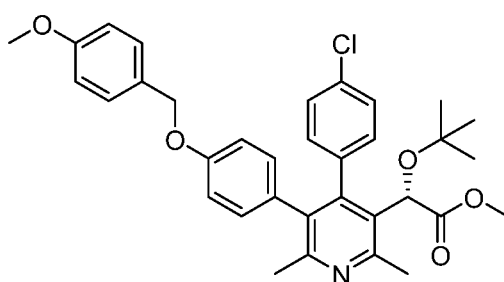
LCMS (M+H) = 594.4.

Compound 2: (2S)-ethyl 2-(5-bromo-4-(8-fluoro-5-methylchroman-6-yl)-2,6-dimethylpyridin-3-yl)-2-(tert-butoxy)acetate (0.023 g, 0.025 mmol, 11.70 % yield), colorless paste. LCMS (M+H) = 510.2.

## Example 1

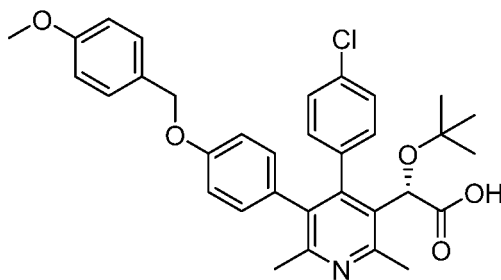


- (2S)-2-(4,5-Bis(8-fluoro-5-methylchroman-6-yl)-2,6-dimethylpyridin-3-yl)-2-(tert-butoxy)acetic acid: A mixture of (2S)-ethyl 2-(4,5-bis(8-fluoro-5-methylchroman-6-yl)-2,6-dimethylpyridin-3-yl)-2-(tert-butoxy)acetate (0.055 g, 0.093 mmol) and LiOH (0.022 g, 0.926 mmol) in 9:1 EtOH/H<sub>2</sub>O (2 mL) was refluxed for 4 h. Then, cooled and purified by prep-HPLC to afford (2S)-2-(4,5-bis(8-fluoro-5-methylchroman-6-yl)-2,6-dimethylpyridin-3-yl)-2-(tert-butoxy)acetic acid (0.0449 g, 0.079 mmol, 86 % yield) as white solid and 1.4:1.6 mixture of atoisomers. LCMS (M+H) = 566.3.



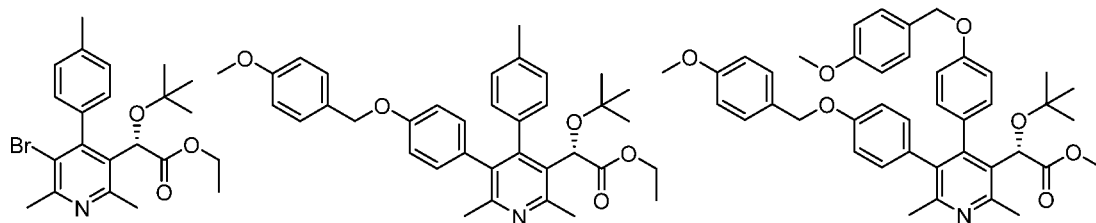
- (S)-Ethyl 2-(tert-butoxy)-2-(4-(4-chlorophenyl)-5-(4-((4-methoxybenzyl)oxy)phenyl))-2,6-dimethylpyridin-3-yl)acetate: A mixture of (S)-ethyl 2-(5-bromo-4-iodo-2,6-dimethylpyridin-3-yl)-2-(tert-butoxy)acetate (0.087 g, 0.185 mmol), (4-chlorophenyl)boronic acid (0.029 g, 0.185 mmol) and 2M Na<sub>2</sub>CO<sub>3</sub> (0.093 ml, 0.185 mmol) in DMF (2 mL) was degassed for 10 min. Then, Pd(Ph<sub>3</sub>P)<sub>4</sub> (0.021 g, 0.019 mmol) was added, degassed for 5 min and placed in pre-heated oil bath at 60 °C. After 6 h, (4-((4-methoxybenzyl)oxy)phenyl)boronic acid (0.057 g, 0.222 mmol) was added and heated at 110 °C for 2 h. Then, cooled and purified by prep-HPLC to afford pale yellow paste which is a mixture of compounds (0.08 g) and used in the next step without further purification.

## Example 2



(S)-2-(tert-Butoxy)-2-(4-(4-chlorophenyl)-5-(4-((4-methoxybenzyl)oxy)phenyl)-2,6-

5 dimethylpyridin-3-yl)acetic acid: A mixture of (S)-ethyl 2-(tert-butoxy)-2-(4-(4-chlorophenyl)-5-(4-((4-methoxybenzyl)oxy)phenyl)-2,6-dimethylpyridin-3-yl)acetate (0.08 g, 0.136 mmol) and LiOH (0.033 g, 1.360 mmol) in 9:1 EtOH/H<sub>2</sub>O (3 mL) was refluxed for 4 h. Then, cooled and purified by prep-HPLC to afford (S)-2-(tert-butoxy)-2-(4-(4-chlorophenyl)-5-(4-((4-methoxybenzyl)oxy)phenyl)-2,6-dimethylpyridin-3-yl)acetic acid (0.0068 g, 0.012 mmol, 8.93 % yield) as white solid. <sup>1</sup>H NMR (500 MHz, CDCl<sub>3</sub>) δ 7.54 (br. s., 1H), 7.35 (d, *J*=8.5 Hz, 2H), 7.31 (d, *J*=7.9 Hz, 1H), 7.05-7.12 (m, 2H), 6.94 (d, *J*=8.5 Hz, 2H), 6.91 (d, *J*=8.4 Hz, 1H), 6.71 (t, *J*=8.5 Hz, 2H), 6.58 (d, *J*=7.4 Hz, 1H), 5.07 (br. s., 1H), 4.94 (s, 2H), 3.85 (s, 3H), 2.71 (br. s., 3H), 2.37 (s, 3H), 1.01 (s, 9H). LCMS (M+H) = 560.3.



A mixture of (S)-ethyl 2-(5-bromo-4-iodo-2,6-dimethylpyridin-3-yl)-2-(tert-butoxy)acetate (0.078 g, 0.166 mmol), p-tolylboronic acid (0.023 g, 0.166 mmol) and 2M Na<sub>2</sub>CO<sub>3</sub> (0.249 ml, 0.498 mmol) in DMF (3 mL) was degassed for 10 min. Then, PdCl<sub>2</sub>(dppf)-CH<sub>2</sub>Cl<sub>2</sub>Adduct (0.014 g, 0.017 mmol) was added, degassed for 5 min and placed in a pre-heated oil bath 60 °C. After 6 h, (4-((4-methoxybenzyl)oxy)phenyl)boronic acid (0.064 g, 0.249 mmol) was added and stirred at 90 °C for 4 h. Then, cooled and purified by prep-HPLC to afford three products.

(S)-Ethyl 2-(5-bromo-2,6-dimethyl-4-(p-tolyl)pyridin-3-yl)-2-(tert-butoxy)acetate: <sup>1</sup>H

25 NMR (500MHz, CDCl<sub>3</sub>) δ 7.30 - 7.26 (m, 2H), 7.21 - 7.17 (m, 1H), 7.15 - 7.11 (m, 1H),

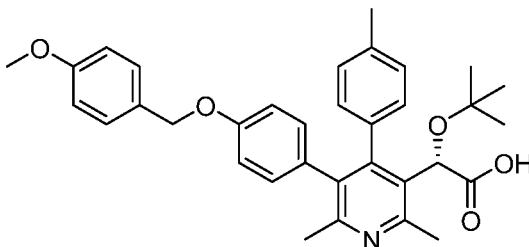
4.91 (s, 1H), 4.22 - 4.13 (m, 2H), 2.71 (s, 3H), 2.61 (s, 3H), 2.46 (s, 3H), 1.26 (t,  $J=7.1$  Hz, 3H), 0.99 (s, 9H). LCMS (M+H) = 690.4.

5 *(S)*-Ethyl 2-(*tert*-butoxy)-2-(5-(4-((4-methoxybenzyl)oxy)phenyl)-2,6-dimethyl-4-(*p*-tolyl)pyridin-3-yl)acetate:  $^1\text{H}$  NMR (500MHz,  $\text{CDCl}_3$ )  $\delta$  7.42 (d,  $J=8.5$  Hz, 2H), 7.36 - 7.31 (m, 1H), 7.27 - 7.22 (m, 1H), 7.20 - 7.15 (m, 1H), 7.08 (d,  $J=8.8$  Hz, 3H), 6.96 (d,  $J=8.7$  Hz, 2H), 6.94 - 6.85 (m, 1H), 6.73 - 6.62 (m, 1H), 5.08 (s, 2H), 4.95 (s, 1H), 4.23 - 4.14 (m, 2H), 3.85 (s, 3H), 2.72 (s, 3H), 2.61 (s, 3H), 1.26 (t,  $J=7.1$  Hz, 3H), 0.99 (s, 9H). LCMS (M+H) = 568.4.

10

*(S)*-Ethyl 2-(4,5-bis(4-((4-methoxybenzyl)oxy)phenyl)-2,6-dimethylpyridin-3-yl)-2-(*tert*-butoxy)acetate:  $^1\text{H}$  NMR (500MHz,  $\text{CDCl}_3$ )  $\delta$  7.38 - 7.33 (m, 4H), 7.25 (dd,  $J=8.4$ , 2.0 Hz, 1H), 7.09 (d,  $J=6.9$  Hz, 1H), 6.95 - 6.91 (m, 4H), 6.89 (dd,  $J=8.5$ , 2.4 Hz, 2H), 6.73 - 6.67 (m, 3H), 6.66 - 6.61 (m, 1H), 5.04 (s, 1H), 4.96 (s, 2H), 4.94 (s, 2H), 4.30 - 4.17 (m, 15 2H), 3.83 (s, 3H), 3.83 (s, 3H), 2.70 (s, 3H), 2.35 (s, 3H), 1.30 (t,  $J=7.2$  Hz, 3H), 0.97 (s, 9H). LCMS (M+H) = 690.4.

### Example 3

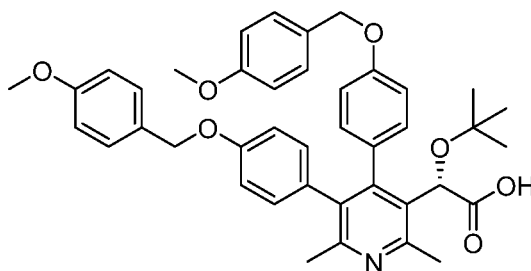


20

*(S)*-2-(*tert*-Butoxy)-2-(5-(4-((4-methoxybenzyl)oxy)phenyl)-2,6-dimethyl-4-(*p*-tolyl)pyridin-3-yl)acetic acid: A mixture of (*S*)-ethyl 2-(*tert*-butoxy)-2-(5-(4-((4-methoxybenzyl)oxy)phenyl)-2,6-dimethyl-4-(*p*-tolyl)pyridin-3-yl)acetate (0.034 g, 0.060 mmol) and LiOH (0.014 g, 0.599 mmol) in 9:1 EtOH/H<sub>2</sub>O (2 mL) was refluxed for h. 20  
25 Then, cooled and purified by prep-HPLC to afford (*S*)-2-(*tert*-butoxy)-2-(5-(4-((4-methoxybenzyl)oxy)phenyl)-2,6-dimethyl-4-(*p*-tolyl)pyridin-3-yl)acetic acid (0.0051 g, 9.45  $\mu\text{mol}$ , 15.78 % yield).  $^1\text{H}$  NMR (500MHz,  $\text{CDCl}_3$ )  $\delta$  7.47 - 7.41 (m, 1H), 7.35 (d,  $J=8.7$  Hz, 2H), 7.13 (d,  $J=7.3$  Hz, 2H), 6.96 - 6.85 (m, 4H), 6.71 - 6.63 (m, 2H), 6.60 (d,

$J=7.7$  Hz, 1H), 5.18 (s, 1H), 4.93 (s, 2H), 3.85 (s, 3H), 2.68 (s, 3H), 2.37 (s, 3H), 2.29 (s, 3H), 0.99 (s, 9H). LCMS (M+H) = 540.3.

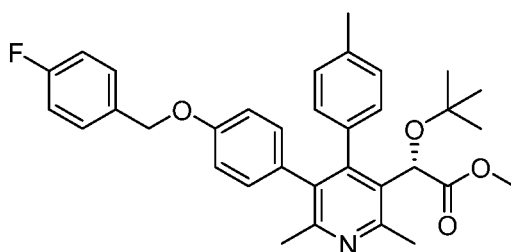
#### Example 4



5

(*S*)-2-(4,5-Bis(4-((4-methoxybenzyl)oxy)phenyl)-2,6-dimethylpyridin-3-yl)-2-(*tert*-butoxy)acetic acid: A mixture of (*S*)-ethyl 2-(4,5-bis(4-((4-methoxybenzyl)oxy)phenyl)-2,6-dimethylpyridin-3-yl)-2-(*tert*-butoxy)acetate (0.0095 g, 0.014 mmol) and LiOH (3.30 mg, 0.138 mmol) in 9:1 EtOH/H<sub>2</sub>O (1 mL) was refluxed for h. Then, cooled and purified by prep-HPLC to afford (*S*)-2-(4,5-bis(4-((4-methoxybenzyl)oxy)phenyl)-2,6-dimethylpyridin-3-yl)-2-(*tert*-butoxy)acetic acid (0.0082 g, 0.012 mmol, 90 % yield) as white solid. <sup>1</sup>H NMR (500MHz, CDCl<sub>3</sub>)  $\delta$  7.59 - 7.47 (m, 1H), 7.35 (dd,  $J=8.0$ , 5.9 Hz, 4H), 7.13 (d,  $J=7.1$  Hz, 1H), 6.96 - 6.88 (m, 6H), 6.73 - 6.65 (m, 3H), 6.60 (d,  $J=6.9$  Hz, 1H), 5.19 (br. s., 1H), 4.95 (br. s., 2H), 4.94 (s, 2H), 3.83 (s, 3H), 3.82 (s, 3H), 2.72 (br. s., 3H), 2.38 (s, 3H), 0.98 (s, 9H). LCMS (M+H) = 662.4.

15

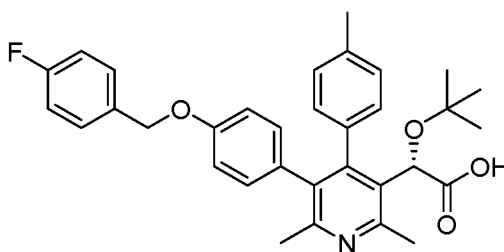


(*S*)-Ethyl 2-(*tert*-butoxy)-2-(5-(4-((4-fluorobenzyl)oxy)phenyl)-2,6-dimethyl-4-(*p*-tolyl)pyridin-3-yl)acetate: A mixture of (*S*)-ethyl 2-(5-bromo-2,6-dimethyl-4-(*p*-tolyl)pyridin-3-yl)-2-(*tert*-butoxy)acetate (0.03 g, 0.069 mmol), (4-((4-fluorobenzyl)oxy)phenyl)boronic acid (0.034 g, 0.138 mmol) and 2M Na<sub>2</sub>CO<sub>3</sub> (0.069 ml, 0.138 mmol) in DMF (2 mL) degassed for 10 min. Then, Pd(Ph<sub>3</sub>P)<sub>4</sub> (7.98 mg, 6.91  $\mu$ mol) was added, degassed for 5 min and placed in a pre-heated oil bath at 110 °C. After

25

8 h, cooled and purified by prep-HPLC to afford (S)-ethyl 2-(tert-butoxy)-2-(5-(4-((4-fluorobenzyl)oxy)phenyl)-2,6-dimethyl-4-(p-tolyl)pyridin-3-yl)acetate (0.10113 g, 0.182 mmol, 264 % yield) as purple solid. <sup>1</sup>H NMR (500MHz, CDCl<sub>3</sub>) δ 7.41 - 7.36 (m, 2H), 7.20 (dd, *J*=7.7, 1.7 Hz, 1H), 7.11 - 7.06 (m, 4H), 6.90 - 6.84 (m, 2H), 6.71 - 6.63 (m, 3H), 5.00 (s, 1H), 4.97 (s, 2H), 4.30 - 4.15 (m, 2H), 2.70 (s, 3H), 2.34 (s, 3H), 2.29 (s, 3H), 1.30 (t, *J*=7.2 Hz, 3H), 0.96 (s, 9H). LCMS (M+H) = 556.4.

## Example 5

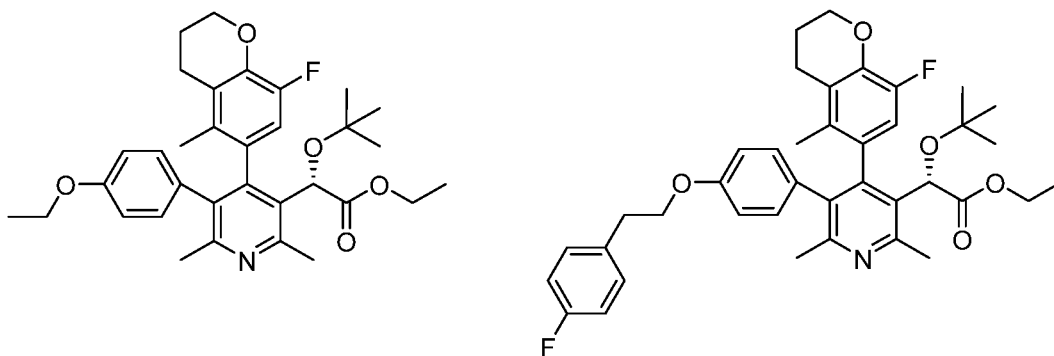


10

(S)-2-(tert-Butoxy)-2-(5-(4-((4-fluorobenzyl)oxy)phenyl)-2,6-dimethyl-4-(p-tolyl)pyridin-3-yl)acetic acid: A mixture of (S)-ethyl 2-(tert-butoxy)-2-(5-(4-((4-fluorobenzyl)oxy)phenyl)-2,6-dimethyl-4-(p-tolyl)pyridin-3-yl)acetate (0.011 g, 0.020 mmol) and LiOH (4.74 mg, 0.198 mmol) in 9:1 EtOH/H<sub>2</sub>O (1 mL) was refluxed for 4 h.

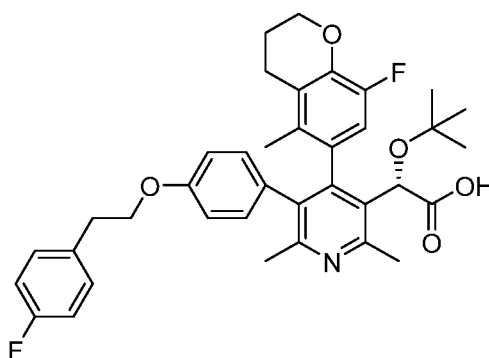
15 Then, cooled and purified by prep-HPLC to afford (S)-2-(tert-butoxy)-2-(5-(4-((4-fluorobenzyl)oxy)phenyl)-2,6-dimethyl-4-(p-tolyl)pyridin-3-yl)acetic acid (0.007 g, 0.013 mmol, 67.0 % yield) as white solid. <sup>1</sup>H NMR (500MHz, CDCl<sub>3</sub>) δ 7.52 - 7.43 (m, 1H), 7.43 - 7.36 (m, 2H), 7.16 - 7.05 (m, 4H), 6.90 (d, *J*=7.1 Hz, 1H), 6.86 (d, *J*=7.7 Hz, 1H), 6.69 - 6.57 (m, 3H), 5.16 (s, 1H), 4.97 (s, 2H), 2.71 (br. s., 3H), 2.37 (s, 3H), 2.29 (s, 3H), 0.98 (s, 9H). LCMS (M+H) = 528.3.

20



To a stirred solution of (2S)-ethyl 2-(tert-butoxy)-2-(4-(8-fluoro-5-methylchroman-6-yl)-5-(4-hydroxyphenyl)-2,6-dimethylpyridin-3-yl)acetate (0.04 g, 0.077 mmol), 2-(4-fluorophenyl)ethanol (0.054 g, 0.383 mmol) and Ph<sub>3</sub>P (0.060 g, 0.230 mmol) in THF (3 mL) was added DEAD (0.036 ml, 0.230 mmol) at 0 °C. After 22 h at rt, the reaction mixture was concentrated and the residue was purified by prep-HPLC to afford (2S)-ethyl 2-(tert-butoxy)-2-(5-(4-ethoxyphenyl)-4-(8-fluoro-5-methylchroman-6-yl)-2,6-dimethylpyridin-3-yl)acetate (0.0071 g, 0.013 mmol, 16.84 % yield); LCMS (M+H) = 550.4 and (2S)-ethyl 2-(tert-butoxy)-2-(4-(8-fluoro-5-methylchroman-6-yl)-5-(4-(4-fluorophenethoxy)phenyl)-2,6-dimethylpyridin-3-yl)acetate (0.012 g, 0.019 mmol, 24.31 % yield), light brown solid; LCMS (M+H) = 644.4.

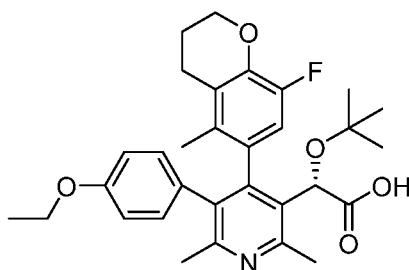
### Example 6



(2S)-2-(tert-Butoxy)-2-(4-(8-fluoro-5-methylchroman-6-yl)-5-(4-(4-fluorophenethoxy)phenyl)-2,6-dimethylpyridin-3-yl)acetic acid: A mixture of (2S)-ethyl 2-(tert-butoxy)-2-(4-(8-fluoro-5-methylchroman-6-yl)-5-(4-(4-fluorophenethoxy)phenyl)-2,6-dimethylpyridin-3-yl)acetate (0.012 g, 0.019 mmol) and LiOH (4.46 mg, 0.186 mmol) in 9:1 EtOH/H<sub>2</sub>O (1 mL) was refluxed for 3.5 h. Then, cooled and purified by prep-HPLC to afford (2S)-2-(tert-butoxy)-2-(4-(8-fluoro-5-methylchroman-6-yl)-5-(4-(4-fluorophenethoxy)phenyl)-2,6-dimethylpyridin-3-yl)acetic acid (0.0096 g, 0.016 mmol, 84 % yield) as solid. <sup>1</sup>H NMR (500MHz,CDCl<sub>3</sub>) δ 7.27 - 7.22 (m, 2H), 7.05 - 6.99 (m, 2H), 6.84-6.90 (m, 1H), 6.77-6.82 (m, 1H), 6.70 (d, J=8.4 Hz, 2H), 6.57 (d, J=11.2 Hz, 1H), 4.97 (br. s., 1H), 4.20 - 4.13 (m, 2H), 4.10 (t, J=6.9 Hz, 2H), 3.05 (t, J=6.9 Hz, 2H), 2.74 (s, 3H), 2.59 - 2.49 (m, 1H), 2.46 - 2.36 (m, 1H), 2.28 (s, 3H), 2.05 - 1.93 (m, 2H), 1.81 (s, 3H), 1.14 (s, 9H). LCMS (M+H) = 616.3.

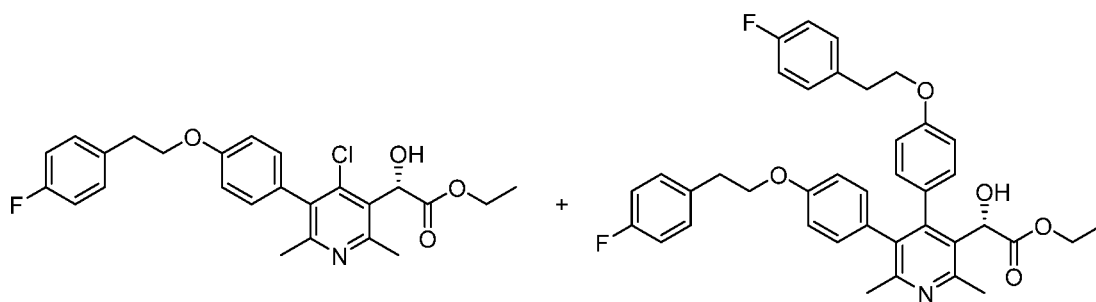


## Example 7



(2S)-2-(tert-Butoxy)-2-(5-(4-ethoxyphenyl)-4-(8-fluoro-5-methylchroman-6-yl)-2,6-

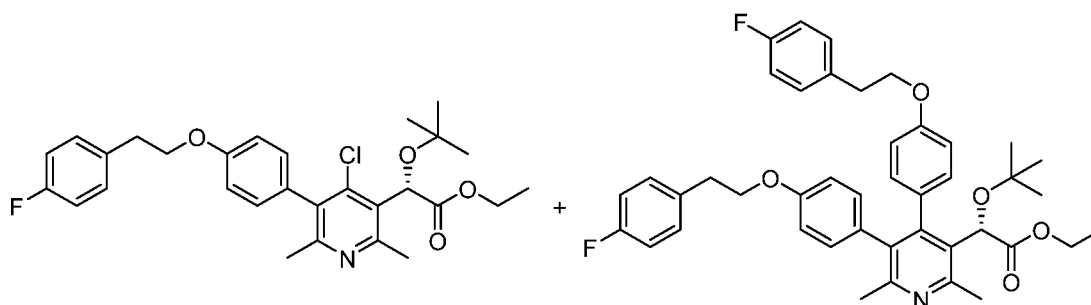
5 dimethylpyridin-3-yl)acetic acid: A mixture of (2S)-ethyl 2-(tert-butoxy)-2-(5-(4-ethoxyphenyl)-4-(8-fluoro-5-methylchroman-6-yl)-2,6-dimethylpyridin-3-yl)acetate (0.007 g, 0.013 mmol) and LiOH (3.05 mg, 0.127 mmol) in 9:1 EtOH/H<sub>2</sub>O (1 mL) was refluxed for 4.5 h. Then, cooled and purified by prep-HPLC to afford (2S)-2-(tert-butoxy)-2-(5-(4-ethoxyphenyl)-4-(8-fluoro-5-methylchroman-6-yl)-2,6-dimethylpyridin-3-yl)acetic acid (0.0061 g, 0.012 mmol, 92 % yield) as solid. <sup>1</sup>H NMR (500MHz, CDCl<sub>3</sub>) δ 6.87 (d, *J*=6.6 Hz, 1H), 6.81 (d, *J*=7.4 Hz, 1H), 6.71 (d, *J*=8.2 Hz, 2H), 6.58 (d, *J*=11.2 Hz, 1H), 5.03 (br. s., 1H), 4.21 - 4.13 (m, 2H), 3.99 (q, *J*=6.9 Hz, 2H), 2.72 (s, 3H), 2.60 - 2.52 (m, 1H), 2.47 - 2.39 (m, 1H), 2.31 (s, 3H), 2.06 - 1.95 (m, 2H), 1.82 (s, 3H), 1.41 (t, *J*=7.0 Hz, 3H), 1.16 (s, 9H). LCMS (M<sup>+</sup>) = 522.3.



A mixture (S)-ethyl 2-(5-bromo-4-chloro-2,6-dimethylpyridin-3-yl)-2-hydroxyacetate (1.445 g, 4.48 mmol), (4-(4-fluorophenethoxy)phenyl)boronic acid (1.747 g, 6.72 mmol) and 2M Na<sub>2</sub>CO<sub>3</sub> (4.48 ml, 8.96 mmol) in DMF (20 mL) was degassed for 10 min by sparging with N<sub>2</sub>. Then, Pd(Ph<sub>3</sub>P)<sub>4</sub> (0.259 g, 0.224 mmol) was added, degassed for 5 min and placed in an oil bath pre-heated to 80 °C. After 9 h at 100 °C, cooled, diluted with ether (100 mL), washed with water (5 x 25 mL), dried (MgSO<sub>4</sub>), filtered, concentrated and purified by flash chromatography using 30, 50, 60 and 70% EtOAc/Hex to afford two products.

Product 1: (S)-ethyl 2-(4-chloro-5-(4-(4-fluorophenethoxy)phenyl)-2,6-dimethylpyridin-3-yl)-2-hydroxyacetate (1.197, 2.61 mmol, 58.4 % yield) as viscous and contaminated with (S)-ethyl 2-(4,5-bis(4-(4-fluorophenethoxy)phenyl)-2,6-dimethylpyridin-3-yl)-2-hydroxyacetate came out with 50-60% EtOAc/Hex.

- 5 Product 2: (S)-ethyl 2-(4,5-bis(4-(4-fluorophenethoxy)phenyl)-2,6-dimethylpyridin-3-yl)-2-hydroxyacetate (0.558 g, 0.875 mmol, 19.53 % yield) as' came out with 60-70% EtOAc/Hex. Off-white solid.

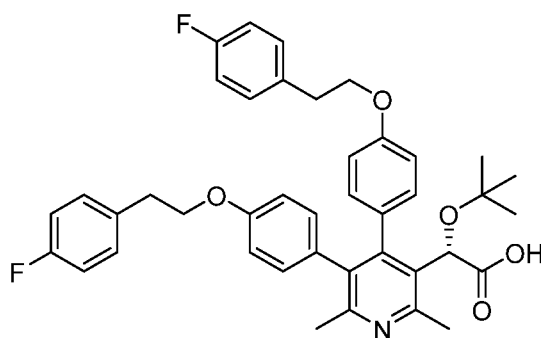


- 10 A stirred ice-cold mixture of (S)-ethyl 2-(4-chloro-5-(4-(4-fluorophenethoxy)phenyl)-2,6-dimethylpyridin-3-yl)-2-hydroxyacetate (0.83 g, 1.813 mmol) contaminated with ~ 10% of (S)-ethyl 2-(4,5-bis(4-(4-fluorophenethoxy)phenyl)-2,6-dimethylpyridin-3-yl)-2-hydroxyacetate (1.156 g, 1.813 mmol) and 70% HClO<sub>4</sub> (0.218 ml, 2.54 mmol) in CH<sub>2</sub>Cl<sub>2</sub> (20 mL) was saturated with isobutylene by bubbling through the reaction mixture for 10
- 15 min. Then, cold bath was removed and stirred at rt for 41 h. LCMS at this point showed completion of reaction. The reaction mixture was stirred with sat Na<sub>2</sub>CO<sub>3</sub> (10 mL), org layer separated, dried (MgSO<sub>4</sub>), filtered, concentrated and purified by flash chromatography using 500 mL each 10, 15, 20, 25, 30 and 40% EtOAc/Hex to provide two products.
- 20 Product 1: (S)-Ethyl 2-(tert-butoxy)-2-(4-chloro-5-(4-(4-fluorophenethoxy)phenyl)-2,6-dimethylpyridin-3-yl)acetate (0.71 g, 1.381 mmol, 76 % yield); came out with 20-25% EtOAc/Hex. Viscous pale yellow oil. <sup>1</sup>H NMR (500MHz, CDCl<sub>3</sub>) δ 7.32 - 7.29 (m, 2H), 7.16 - 7.13 (m, 1H), 7.11 - 7.08 (m, 1H), 7.06 - 7.02 (m, 2H), 7.01 - 6.97 (m, 2H), 5.78 (s, 1H), 4.25 - 4.17 (m, 4H), 3.13 (t, J=6.9 Hz, 2H), 2.66 (s, 3H), 2.29 (s, 3H), 1.25 (s, 9H), 1.24 (t, J=7.1 Hz, 3H).
- 25 Product 2: (S)-Ethyl 2-(4,5-bis(4-(4-fluorophenethoxy)phenyl)-2,6-dimethylpyridin-3-yl)-2-(tert-butoxy)acetate (0.091 g, 0.131 mmol, 7.24 % yield), came out with 30 and 40% EtOAc/Hex. Pale yellow paste. <sup>1</sup>H NMR (500MHz, CDCl<sub>3</sub>) δ 7.24 - 7.21 (m, 5H), 7.08 -

7.05 (m, 1H), 7.04 - 6.99 (m, 4H), 6.79 (dd,  $J=8.4$ , 2.6 Hz, 2H), 6.70 (dd,  $J=8.4$ , 2.1 Hz, 1H), 6.62 - 6.59 (m, 3H), 5.01 (s, 1H), 4.28 - 4.17 (m, 2H), 4.111 - 4.08 (m, 4H), 3.04 (t,  $J=6.7$  Hz, 4H), 2.68 (s, 3H), 2.32 (s, 3H), 1.28 (t,  $J=7.1$  Hz, 3H), 0.96 (s, 9H).

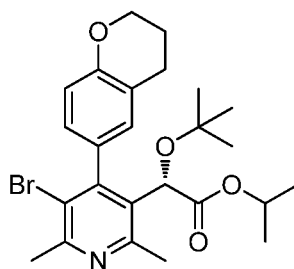
5

## Example 8



(*S*)-2-(4,5-Bis(4-(4-fluorophenethoxy)phenyl)-2,6-dimethylpyridin-3-yl)-2-(*tert*-butoxy)acetic acid: A solution of (*S*)-ethyl 2-(4,5-bis(4-(4-fluorophenethoxy)phenyl)-2,6-dimethylpyridin-3-yl)-2-(*tert*-butoxy)acetate (0.081 g, 0.117 mmol) and 1M NaOH (0.584 ml, 0.584 mmol) in EtOH (2 mL) was refluxed for 3 h. Then, cooled and purified by prep-HPLC to afford (*S*)-2-(4,5-bis(4-(4-fluorophenethoxy)phenyl)-2,6-dimethylpyridin-3-yl)-2-(*tert*-butoxy)acetic acid (0.0631 g, 0.095 mmol, 81 % yield) as white solid. <sup>1</sup>H NMR (500MHz, CDCl<sub>3</sub>)  $\delta$  7.49 (br. s., 1H), 7.25 - 7.18 (m, 4H), 7.11 (d,  $J=7.6$  Hz, 1H), 7.04 - 6.97 (m, 4H), 6.82 (d,  $J=8.2$  Hz, 2H), 6.65 (dd,  $J=8.5$ , 2.0 Hz, 1H), 6.61 - 6.52 (m, 3H), 5.17 (s, 1H), 4.08 (td,  $J=6.9$ , 3.2 Hz, 4H), 3.03 (q,  $J=6.6$  Hz, 4H), 2.68 (s, 3H), 2.34 (s, 3H), 0.97 (s, 9H). LCMS (M+H) = 666.2.

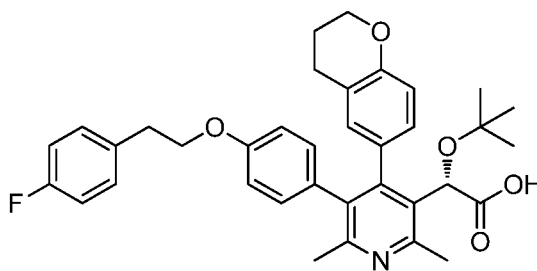
20



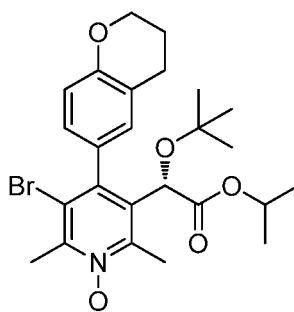
(*S*)-Isopropyl 2-(5-bromo-4-(chroman-6-yl))-2,6-dimethylpyridin-3-yl)-2-(*tert*-butoxy)acetate: A mixture of (*S*)-isopropyl 2-(5-bromo-4-iodo-2,6-dimethylpyridin-3-yl)-2-(*tert*-butoxy)acetate (5 g, 10.33 mmol), 2-(isochroman-6-yl)-4,4,5,5-tetramethyl-1,3,2-

dioxaborolane (3.1 g, 11.92 mmol) and 2M Na<sub>2</sub>CO<sub>3</sub> (15.49 mL, 31.0 mmol) in dioxane (50 mL) was degassed for 10 min. Then, PdCl<sub>2</sub>(dppf)-CH<sub>2</sub>Cl<sub>2</sub> adduct (0.4 g, 0.490 mmol) was added, degassed for 5 min and placed in a pre-heated oil bath 55 °C for 20 h. Then, the reaction mixture was cooled and diluted with EtOAc, washed with water, brine, dried (MgSO<sub>4</sub>) concentrated and purified by ISCO 220 g column (EtOAc/Hex: 0 to 20 %) to afford (S)-isopropyl 2-(5-bromo-4-(chroman-6-yl)-2,6-dimethylpyridin-3-yl)-2-(tert-butoxy)acetate (3.1 g, 6.32 mmol, 61.2 % yield). <sup>1</sup>H NMR (500MHz, CDCl<sub>3</sub>) δ 7.07 - 6.76 (m, 3H), 5.11 - 4.99 (m, 1H), 4.95 - 4.79 (m, 1H), 4.32 - 4.22 (m, 2H), 2.91 - 2.74 (m, 2H), 2.69 (s, 3H), 2.58 (s, 3H), 2.13 - 2.03 (m, 2H), 1.31 - 1.22 (m, 3H), 1.21 - 1.12 (m, 3H), 0.98 (s, 9H). LCMS (M+H) = 492.2.

### Example 9

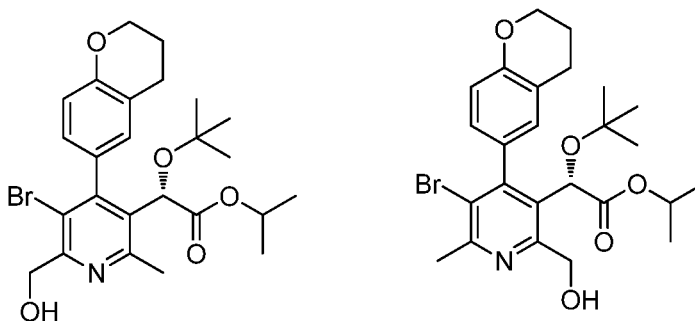


(S)-2-(tert-Butoxy)-2-(4-(chroman-6-yl)-5-(4-(4-fluorophenethoxy)phenyl)-2,6-dimethylpyridin-3-yl)acetic acid: A mixture of (S)-isopropyl 2-(5-bromo-4-(chroman-6-yl)-2,6-dimethylpyridin-3-yl)-2-(tert-butoxy)acetate (0.06 g, 0.122 mmol), 2-(4-(4-fluorophenethoxy)phenyl)-6-methyl-1,3,2-dioxaborocane-4,8-dione (0.07 g, 0.189 mmol), 2-dicyclohexylphosphino-2',6'-dimethoxybiphenyl (0.012 g, 0.029 mmol), Water (0.6 mL) and 2M K<sub>3</sub>PO<sub>4</sub> (0.06 mL, 0.120 mmol) in 1,4-dioxane (2 mL) was degassed for 10 min. Then, Pd(OAc)<sub>2</sub> (0.003 g, 0.013 mmol) was added, degassed for 5 min, refilled N<sub>2</sub>. The mixture was heated at 80 °C for 16h. Then, the reaction mixture was cooled and extracted with EtOAc. The organic solution was washed with water and concentrated. The residue was treated with 1 ml EtOH (1ml) and NaOH (0.1 g, 2.500 mmol) at 85 °C for 4 h. The reaction mixture was cooled, added 1 drop of AcOH, filtered off the solid, purified by prep HPLC to afford (S)-2-(tert-butoxy)-2-(4-(chroman-6-yl)-5-(4-(4-fluorophenethoxy)phenyl)-2,6-dimethylpyridin-3-yl)acetic acid (0.0659 g, 0.113 mmol, 92 % yield). LCMS (M+H)= 584.27.



*(S)*-3-Bromo-5-(1-(tert-butoxy)-2-isopropoxy-2-oxoethyl)-4-(chroman-6-yl)-2,6-

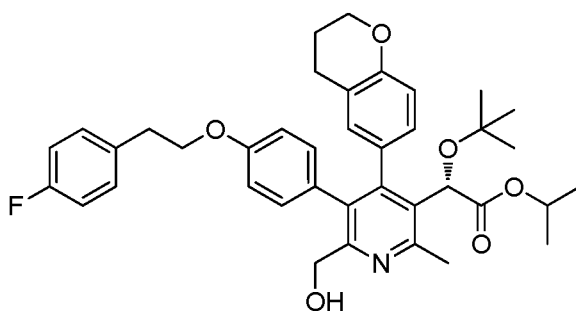
- 5 *dimethylpyridine 1-oxide*: To a stirred solution of (*S*)-isopropyl 2-(5-bromo-4-(chroman-6-yl)-2,6-dimethylpyridin-3-yl)-2-(tert-butoxy)acetate (1.05g, 2.141 mmol) in DCM (20 mL) was added mCPBA (0.720 g, 3.21 mmol) at rt. After 2 h, the reaction mixture was washed with satd. Na<sub>2</sub>CO<sub>3</sub> (3 x 10 mL), dried (MgSO<sub>4</sub>), filtered and concentrated to give (*S*)-3-bromo-5-(1-(tert-butoxy)-2-isopropoxy-2-oxoethyl)-4-(chroman-6-yl)-2,6-
- 10 *dimethylpyridine 1-oxide* (1.08 g, 100 % yield) as pale yellow foam which was used in the next step without purification. LCMS (M+H)= 508.1.



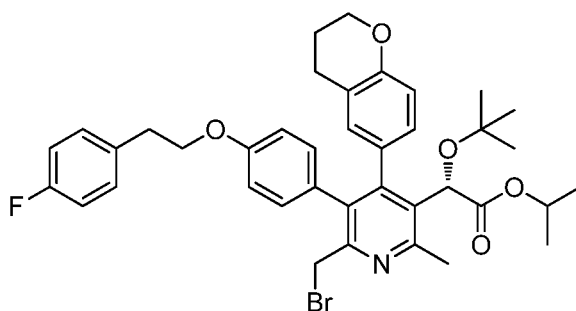
- 15 *(S)*-Isopropyl 2-(5-bromo-4-(chroman-6-yl)-6-(hydroxymethyl)-2-methylpyridin-3-yl)-2-(tert-butoxy)acetate and *(S)*-isopropyl 2-(5-bromo-4-(chroman-6-yl)-2-(hydroxymethyl)-6-methylpyridin-3-yl)-2-(tert-butoxy)acetate: To a stirred solution of (*S*)-3-bromo-5-(1-(tert-butoxy)-2-isopropoxy-2-oxoethyl)-4-(chroman-6-yl)-2,6-dimethylpyridine 1-oxide (1.1 g, 2.172 mmol) in anhydrous CH<sub>2</sub>Cl<sub>2</sub> (20 mL) was added dropwise trifluoroacetic anhydride (0.614 mL, 4.34 mmol) over 15 min at rt. After 2 h, satd. NaHCO<sub>3</sub> (50 mL)
- 20 was slowly added, stirred for 10 min, aqueous layer was separated. The organic layer was washed with 1N NaOH, dried (MgSO<sub>4</sub>), filtered, concentrated and purified by flash chromatography to afford two products.

Compound 1: (S)-Isopropyl 2-(5-bromo-4-(chroman-6-yl)-6-(hydroxymethyl)-2-methylpyridin-3-yl)-2-(tert-butoxy)acetate (0.59 g, 1.165 mmol, 53.6 % yield), white solid. <sup>1</sup>H NMR (500MHz, CDCl<sub>3</sub>) Shift 7.05 - 6.99 (m, 1H), 6.97 - 6.93 (m, 1H), 6.90 (s, 1H), 5.13 - 4.95 (m, J=15.1 Hz, 2H), 4.73 (s, 3H), 4.33 - 4.26 (m, 2H), 2.94 - 2.71 (m, 2H), 2.66 (s, 3H), 2.13 - 2.07 (m, 2H), 1.29 (d, J=6.3 Hz, 3H), 1.27 - 1.25 (m, 3H), 1.00 (s, 9H).

Compound 2: (S)-Isopropyl 2-(5-bromo-4-(chroman-6-yl)-2-(hydroxymethyl)-6-methylpyridin-3-yl)-2-(tert-butoxy)acetate (0.12 g, 0.237 mmol, 10.91 % yield), colorless viscous oil; <sup>1</sup>H NMR (500MHz, CDCl<sub>3</sub>) Shift 7.06 - 6.84 (m, 3H), 5.13 - 5.00 (m, 2H), 4.96 (s, 2H), 4.34 - 4.28 (m, J=4.9 Hz, 2H), 2.93 - 2.84 (m, 2H), 2.82 (s, 3H), 2.15 - 2.07 (m, 2H), 1.29 (dd, J=12.1, 5.9 Hz, 6H), 1.02 - 0.97 (m, 9H).

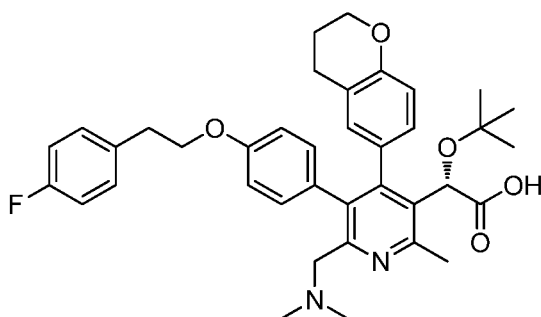


15 *(S)-Isopropyl 2-(tert-butoxy)-2-(4-(chroman-6-yl)-5-(4-(4-fluorophenethoxy)phenyl)-6-(hydroxymethyl)-2-methylpyridin-3-yl)acetate*: A mixture of (S)-isopropyl 2-(5-bromo-4-(chroman-6-yl)-6-(hydroxymethyl)-2-methylpyridin-3-yl)-2-(tert-butoxy)acetate (0.31 g, 0.612 mmol), 2-(4-(4-fluorophenethoxy)phenyl)-6-methyl-1,3,6,2-dioxazaborocane-4,8-dione (0.26 g, 0.700 mmol), 2-dicyclohexylphosphino-2',6'-dimethoxybiphenyl (0.050 g, 0.122 mmol) and 2M K<sub>3</sub>PO<sub>4</sub> (2.3 mL, 4.60 mmol) in 1,4-dioxane (5 mL) and water (1.000 mL) was degassed for 10 min. Then, Pd(OAc)<sub>2</sub> (0.015 g, 0.067 mmol) was added, degassed for 5 min and mixture was heated at 80 °C for 3 h. After cooling, water was added and the mixture was extracted with ethyl acetate, washed with brine, dried (Na<sub>2</sub>SO<sub>4</sub>), concentrated and purified by silica gel chromatography (5-40% EtOAc/hexane) to afford (S)-isopropyl 2-(tert-butoxy)-2-(4-(chroman-6-yl)-5-(4-(4-fluorophenethoxy)phenyl)-6-(hydroxymethyl)-2-methylpyridin-3-yl)acetate (0.24 g, 0.374 mmol, 61.1 % yield) as white foam. LCMS (M+H)= 642.4.



(*S*)-Isopropyl 2-(6-(bromomethyl)-4-(chroman-6-yl)-5-(4-(4-fluorophenethoxy)phenyl)-2-methylpyridin-3-yl)-2-(tert-butoxy)acetate: To a solution of (*S*)-isopropyl 2-(tert-butoxy)-  
 5 2-(4-(chroman-6-yl)-5-(4-(4-fluorophenethoxy) phenyl)-6-(hydroxymethyl)-2-methylpyridin-3-yl)acetate (0.25 g, 0.390 mmol) in CH<sub>2</sub>Cl<sub>2</sub> (3 mL) was added CBr<sub>4</sub> (0.142 g, 0.429 mmol) followed by Ph<sub>3</sub>P (0.112 g, 0.429 mmol) and the resulting mixture was stirred at room temp for 16 h. Then, the reaction mixture was loaded on to a 80 g  
 ISCO cartridge and purified (EtOAc/hex: 0 to 25%) to afford (*S*)-isopropyl 2-(6-  
 10 (bromomethyl)-4-(chroman-6-yl)-5-(4-(4-fluorophenethoxy)phenyl)-2-methylpyridin-3-yl)-2-(tert-butoxy)acetate (0.17 g, 0.241 mmol, 61.9 % yield) as a solid. LCMS (M+H)= 706.3.

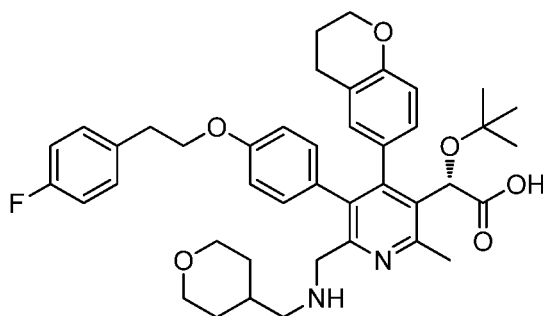
#### Example 10



(*S*)-2-(tert-Butoxy)-2-(4-(chroman-6-yl)-6-((dimethylamino)methyl)-5-(4-(4-fluorophenethoxy)phenyl)-2-methylpyridin-3-yl)acetic acid: To a solution of dimethylamine (0.15 mL, 0.300 mmol) in ethanol (1 mL) was added (*S*)-isopropyl 2-(6-  
 20 (bromomethyl)-4-(chroman-6-yl)-5-(4-(4-fluorophenethoxy)phenyl)-2-methylpyridin-3-yl)-2-(tert-butoxy)acetate (0.02 g, 0.028 mmol) and the mixture was stirred at rt for 18 h. NaOH (0.03 g, 0.750 mmol) was added and heated at 80 °C for 3 h, cooled and purified by prep HPLC to afford (*S*)-2-(tert-butoxy)-2-(4-(chroman-6-yl)-6-

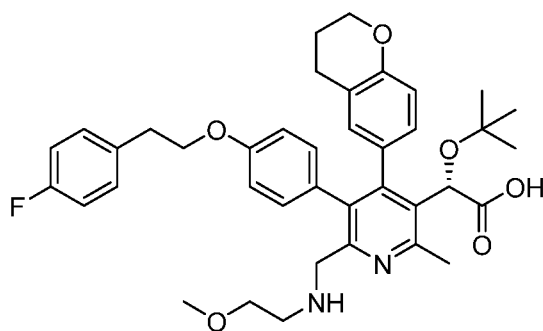
((dimethylamino)methyl)-5-(4-(4-fluorophenethoxy)phenyl)-2-methylpyridin-3-yl)acetic acid (0.0137 g, 0.022 mmol, 77 % yield). LCMS (M+H) = 627.1.

### Example 11



(*S*)-2-(*tert*-Butoxy)-2-(4-(*chroman*-6-yl)-5-(4-(4-*fluorophenethoxy*)phenyl)-2-methyl-6-((((*tetrahydro*-2*H*-pyran-4-yl)methyl)amino)methyl)pyridin-3-yl)acetic acid: To a solution of (tetrahydro-2*H*-pyran-4-yl)methanamine (0.15 mL, 0.028 mmol) in ethanol (1 mL) was added (*S*)-isopropyl 2-(6-(bromomethyl)-4-(*chroman*-6-yl)-5-(4-(4-*fluorophenethoxy*)phenyl)-2-methylpyridin-3-yl)-2-(*tert*-butoxy)acetate (0.02 g, 0.028 mmol) and the mixture was stirred at rt for 18 h. NaOH (0.03 g, 0.750 mmol) was added and heated at 80 °C for 3 h, cooled and purified by prep HPLC to afford (*S*)-2-(*tert*-butoxy)-2-(4-(*chroman*-6-yl)-5-(4-(4-*fluorophenethoxy*)phenyl)-2-methyl-6-((((*tetrahydro*-2*H*-pyran-4-yl)methyl)amino)methyl)pyridin-3-yl)acetic acid (0.0139 g, 0.020 mmol, 70.3 % yield). LCMS (M+H) = 697.2.

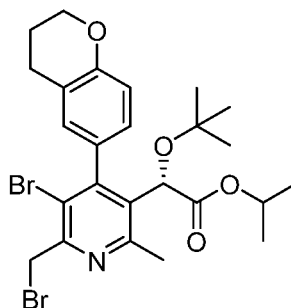
### Example 12



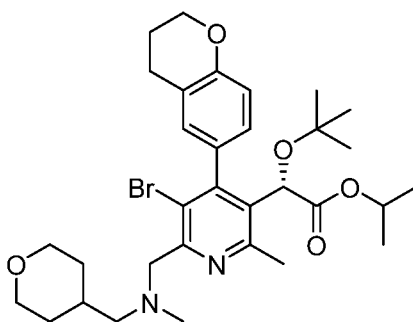
(*S*)-2-(*tert*-Butoxy)-2-(4-(*chroman*-6-yl)-5-(4-(4-*fluorophenethoxy*)phenyl)-6-(((2-*methoxyethyl*)amino)methyl)-2-methylpyridin-3-yl)acetic acid: To a solution of 2-methoxyethanamine (0.15 mL, 0.028 mmol) in Ethanol (1 mL) was added (*S*)-isopropyl



2-(6-(bromomethyl)-4-(chroman-6-yl)-5-(4-(4-fluorophenethoxy)phenyl)-2-methylpyridin-3-yl)-2-(tert-butoxy)acetate (0.02 g, 0.028 mmol) and the mixture was stirred at rt for 18 h. NaOH (0.03 g, 0.750 mmol) was added and heated at 80 °C for 3 h, cooled and purified by prep HPLC to afford (S)-2-(tert-butoxy)-2-(4-(chroman-6-yl)-5-(4-(4-fluorophenethoxy)phenyl)-6-(((2-methoxyethyl)amino)methyl)-2-methylpyridin-3-yl)acetic acid (0.0139 g, 0.021 mmol, 74.6 % yield). LCMS (M+H)= 657.1.

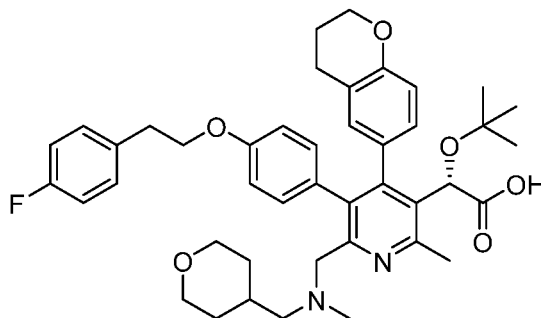


10 (S)-Isopropyl 2-(5-bromo-6-(bromomethyl)-4-(chroman-6-yl)-2-methylpyridin-3-yl)-2-(tert-butoxy)acetate: To a solution of (S)-isopropyl 2-(5-bromo-4-(chroman-6-yl)-6-(hydroxymethyl)-2-methylpyridin-3-yl)-2-(tert-butoxy)acetate (0.27 g, 0.533 mmol) in CH<sub>2</sub>Cl<sub>2</sub> (5 mL) was added CBr<sub>4</sub> (0.194 g, 0.586 mmol) followed by Ph<sub>3</sub>P (0.154 g, 0.586 mmol) and the resulting mixture was stirred at room temp for 16 h, and purified on a 24 g  
15 ISCO cartridge (EtOAc/hex: 0 to 25%) to afford (S)-isopropyl 2-(5-bromo-6-(bromomethyl)-4-(chroman-6-yl)-2-methylpyridin-3-yl)-2-(tert-butoxy)acetate (0.26 g, 0.457 mmol, 86 % yield). <sup>1</sup>H NMR (500MHz, CDCl<sub>3</sub>) δ 7.05 - 6.94 (m, 2H), 6.92 - 6.85 (m, 1H), 5.13 - 4.99 (m, 1H), 4.94 (2s, 1H), 4.81 - 4.72 (m, 2H), 4.33 - 4.26 (m, 2H), 2.94 - 2.72 (m, 2H), 2.63 - 2.60 (m, 3H), 2.15 - 2.02 (m, 2H), 1.31 - 1.24 (m, 3H), 1.20 (dd,  
20 J=7.9, 6.3 Hz, 3H), 1.00 (s, 9H). LCMS (M+H) = 570.00



(S)-Isopropyl 2-(5-bromo-4-(chroman-6-yl)-2-methyl-6-((methyl((tetrahydro-2H-pyran-4-yl)methyl)amino)methyl)pyridin-3-yl)-2-(tert-butoxy)acetate: To a solution of (S)-isopropyl 2-(5-bromo-6-(bromomethyl)-4-(chroman-6-yl)-2-methylpyridin-3-yl)-2-(tert-butoxy)acetate (0.26 g, 0.457 mmol) in ethanol (5 ml) was added N-methyl-1-(tetrahydro-2H-pyran-4-yl)methanamine (0.071 g, 0.548 mmol) and Hunig's base (0.12 ml, 0.687 mmol) and stirred at rt for 3 h. The solvent was evaporated in vacuum and purified by ISCO 24 g column (EtOAc/hex: 0 to 40%) to afford (S)-isopropyl 2-(5-bromo-4-(chroman-6-yl)-2-methyl-6-((methyl((tetrahydro-2H-pyran-4-yl)methyl)amino)methyl)pyridin-3-yl)-2-(tert-butoxy)acetate (0.24 g, 0.389 mmol, 85 % yield). <sup>1</sup>H NMR (500MHz, CDCl<sub>3</sub>) δ 7.03 - 6.80 (m, 3H), 5.15 - 4.97 (m, 1H), 4.93 (2s, 1H), 4.31 - 4.24 (m, 2H), 3.97 - 3.89 (m, 2H), 3.83 - 3.68 (m, 2H), 3.41 - 3.32 (m, 2H), 2.80 (s, 2H), 2.63 - 2.60 (m, 3H), 2.39 - 2.32 (m, 4H), 2.12 - 2.08 (m, 1H), 1.84 - 1.76 (m, 1H), 1.72 (d, *J*=11.7 Hz, 2H), 1.32 - 1.13 (m, 9H), 1.00 (s, 9H). LCMS (M+H) =619.3.

### Example 13



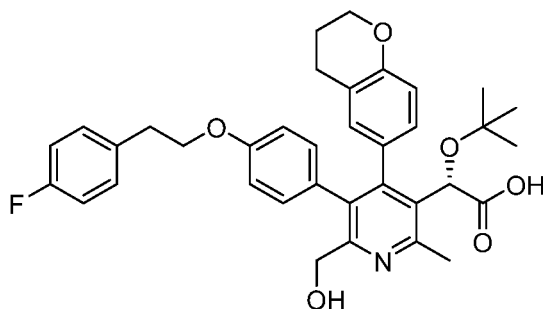
(S)-2-(tert-Butoxy)-2-(4-(chroman-6-yl)-5-(4-(4-fluorophenethoxy)phenyl)-2-methyl-6-((methyl((tetrahydro-2H-pyran-4-yl)methyl)amino)methyl)pyridin-3-yl)acetic acid: A

mixture of (S)-isopropyl 2-(5-bromo-4-(chroman-6-yl)-2-methyl-6-((methyl((tetrahydro-2H-pyran-4-yl)methyl)amino)methyl)pyridin-3-yl)-2-(tert-butoxy)acetate (0.03 g, 0.049 mmol), (4-(4-fluorophenethoxy)phenyl)boronic acid (0.03 g, 0.115 mmol), K<sub>2</sub>CO<sub>3</sub> (0.2 mL, 0.400 mmol) in 1,4-dioxane (1 mL) was degassed for 10 min. Then, Pd(Ph<sub>3</sub>P)<sub>4</sub> (0.003 g, 2.60 μmol) was added, degassed for 5 min and the mixture was heated at 80 °C for 18 h. The reaction mixture was cooled, 3 ml of MeOH was added, decanted the liquid into another vessel and concentrated. The residue was dissolved in EtOH (1ml) and sodium hydroxide (0.03 g, 0.750 mmol) was added. The mixture was heated at 80 °C for

3 h, cooled and purified by prep HPLC to afford (S)-2-(tert-butoxy)-2-(4-(chroman-6-yl)-5-(4-(4-fluorophenethoxy)phenyl)-2-methyl-6-((methyl((tetrahydro-2H-pyran-4-yl)methyl)amino)methyl)pyridin-3-yl)acetic acid (0.0274 g, 0.038 mmol, 78 % yield).  
LCMS (M+H) = 711.3.

5

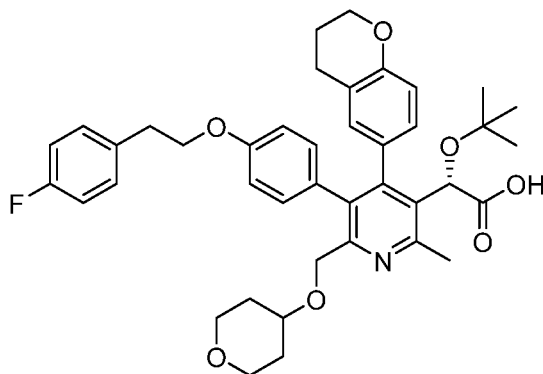
## Example 14



(S)-2-(tert-Butoxy)-2-(4-(chroman-6-yl)-5-(4-(4-fluorophenethoxy)phenyl)-6-(hydroxymethyl)-2-methylpyridin-3-yl)acetic acid: To a solution of (S)-isopropyl 2-(6-(bromomethyl)-4-(chroman-6-yl)-5-(4-(4-fluorophenethoxy)phenyl)-2-methylpyridin-3-yl)-2-(tert-butoxy)acetate (0.01 g, 0.014 mmol) in EtOH (1 mL) was added NaOH (0.02 g, 0.500 mmol) and heated at 80 °C for 48 h, cooled and purified by prep HPLC to afford (S)-2-(tert-butoxy)-2-(4-(chroman-6-yl)-5-(4-(4-fluorophenethoxy)phenyl)-6-(hydroxymethyl)-2-methylpyridin-3-yl)acetic acid (0.0026 g, 4.27 μmol, 30.1 % yield).

15 LCMS (M+H) = 600.1.

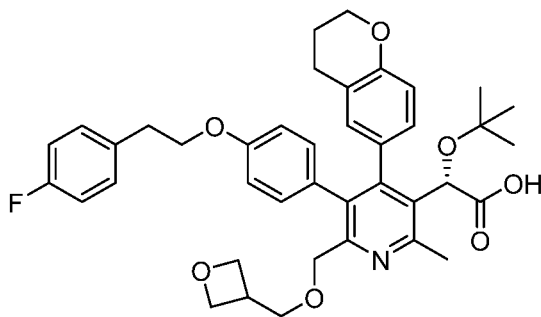
## Example 15



20 (S)-2-(tert-Butoxy)-2-(4-(chroman-6-yl)-5-(4-(4-fluorophenethoxy)phenyl)-2-methyl-6-(((tetrahydro-2H-pyran-4-yl)oxy)methyl)pyridin-3-yl)acetic acid: To a solution of tetrahydro-2H-pyran-4-ol (0.040 g, 0.392 mmol) and t-BuOK (10 mg, 0.089 mmol) in

THF (0.5 mL) was added (S)-isopropyl 2-(6-(bromomethyl)-4-(chroman-6-yl)-5-(4-(4-fluorophenethoxy)phenyl)-2-methylpyridin-3-yl)-2-(tert-butoxy)acetate (0.02 g, 0.028 mmol). The mixture was stirred at rt for 18 h. NaOH (0.03 g, 0.750 mmol) and EtOH (1 ml) were added and the mixture heated at 80 °C for 3 h, cooled and purified by prep HPLC to afford (S)-2-(tert-butoxy)-2-(4-(chroman-6-yl)-5-(4-(4-fluorophenethoxy)phenyl)-2-methyl-6-(((tetrahydro-2H-pyran-4-yl)oxy)methyl)pyridin-3-yl)acetic acid (0.0126 g, 0.018 mmol, 64.3 % yield). LCMS (M+H)= 684.2.

### Example 16

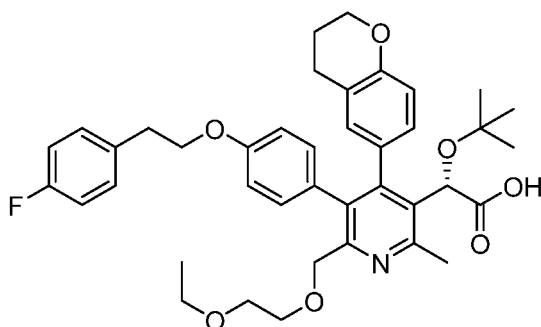


10

*(S)-2-(tert-Butoxy)-2-(4-(chroman-6-yl)-5-(4-(4-fluorophenethoxy)phenyl)-2-methyl-6-(((oxetan-3-yl)methoxy)methyl)pyridin-3-yl)acetic acid*: To a solution of oxetan-3-ylmethanol (0.04 g, 0.454 mmol) and t-BuOK (10 mg, 0.089 mmol) in THF (0.5 mL) was added (S)-isopropyl 2-(6-(bromomethyl)-4-(chroman-6-yl)-5-(4-(4-fluorophenethoxy)phenyl)-2-methylpyridin-3-yl)-2-(tert-butoxy)acetate (0.02 g, 0.028 mmol). The mixture was stirred at rt for 18 h. NaOH (0.03 g, 0.750 mmol) and EtOH (1 ml) were added and the mixture was heated at 80 °C for 3 h, cooled and purified by prep HPLC to afford (S)-2-(tert-butoxy)-2-(4-(chroman-6-yl)-5-(4-(4-fluorophenethoxy)phenyl)-2-methyl-6-(((oxetan-3-yl)methoxy)methyl)pyridin-3-yl)acetic acid (0.0179 g, 0.026 mmol, 93 % yield). LCMS (M+H)= 670.2.

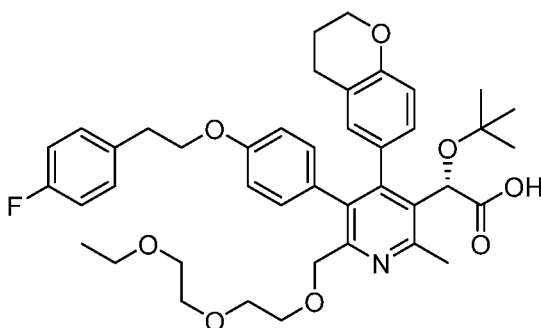
20

## Example 17



5 *(S)*-2-(*tert*-Butoxy)-2-(4-(chroman-6-yl)-6-((2-ethoxyethoxy)methyl)-5-(4-(4-fluorophenethoxy)phenyl)-2-methylpyridin-3-yl)acetic acid: To a solution of 2-ethoxyethanol (0.04 g, 0.444 mmol) and *t*-BuOK (10 mg, 0.089 mmol) in THF (0.5 mL) was added (*S*)-isopropyl 2-(6-(bromomethyl)-4-(chroman-6-yl)-5-(4-(4-fluorophenethoxy)phenyl)-2-methylpyridin-3-yl)-2-(*tert*-butoxy)acetate (0.02 g, 0.028 mmol) and the mixture was stirred at rt for 18 h. NaOH (0.03 g, 0.750 mmol) and EtOH  
10 (1 ml) were added and heated at 80 °C for 3 h, cooled and purified by prep HPLC to afford (*S*)-2-(*tert*-butoxy)-2-(4-(chroman-6-yl)-6-((2-ethoxyethoxy)methyl)-5-(4-(4-fluorophenethoxy)phenyl)-2-methylpyridin-3-yl)acetic acid (0.0173 g, 0.026 mmol, 91 % yield). LCMS (*M*+*H*)= 672.1.

## Example 18

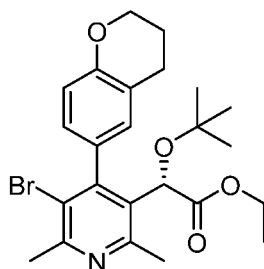


15

*(S)*-2-(*tert*-Butoxy)-2-(4-(chroman-6-yl)-6-((2-(2-ethoxyethoxy)ethoxy)methyl)-5-(4-(4-fluorophenethoxy)phenyl)-2-methylpyridin-3-yl)acetic acid: To a solution of 2-(2-ethoxyethoxy)ethanol (0.04 g, 0.298 mmol) and *t*-BuOK (10 mg, 0.089 mmol) in THF  
20 (0.5 mL) was added (*S*)-isopropyl 2-(6-(bromomethyl)-4-(chroman-6-yl)-5-(4-(4-fluorophenethoxy)phenyl)-2-methylpyridin-3-yl)-2-(*tert*-butoxy)acetate (0.02 g, 0.028 mmol) and the mixture was stirred at rt for 18 h. NaOH (0.015 g, 0.375 mmol) and EtOH

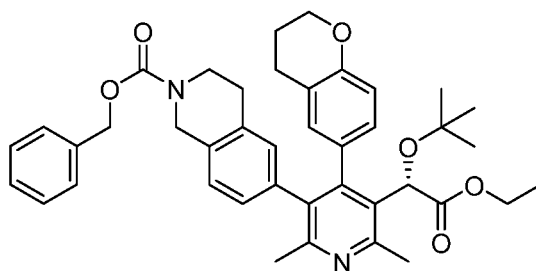
were added and the mixture was heated at 80 °C for 3 h. Then, cooled and purified by prep HPLC to afford (S)-2-(tert-butoxy)-2-(4-(chroman-6-yl)-6-((2-(2-ethoxyethoxy)ethoxy)methyl)-5-(4-(4-fluorophenoxy)phenyl)-2-methylpyridin-3-yl)acetic acid (0.013 g, 0.018 mmol, 63.3 % yield). LCMS (M+H)= 716.1.

5



*(S)-Ethyl 2-(5-bromo-4-(chroman-6-yl)-2,6-dimethylpyridin-3-yl)-2-(tert-butoxy)acetate:*

A mixture of (S)-ethyl 2-(5-bromo-4-iodo-2,6-dimethylpyridin-3-yl)-2-(tert-butoxy)acetate (1.73 g, 3.68 mmol), chroman-6-ylboronic acid (0.655 g, 3.68 mmol) and 2M Na<sub>2</sub>CO<sub>3</sub> (5.5 mL, 11.00 mmol) in DMF (10 mL) was degassed for 10 min. Then, PdCl<sub>2</sub>(dppf)-CH<sub>2</sub>Cl<sub>2</sub> adduct (0.150 g, 0.184 mmol) was added, degassed for 5 min and placed in a pre-heated oil bath 60 °C for 5h. The reaction mixture was cooled down and diluted with EtOAc washed with water, brine, dried (MgSO<sub>4</sub>) concentrated and purified by ISCO 80 g column (EtOAc/Hex: 0 to 20 %) to afford (S)-ethyl 2-(5-bromo-4-(chroman-6-yl)-2,6-dimethylpyridin-3-yl)-2-(tert-butoxy)acetate (0.7 g, 1.469 mmol, 39.9 % yield). LCMS (M+H) = 477.8.

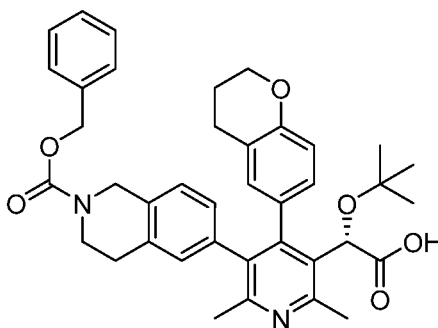


20

*(S)-Benzyl 6-(5-(1-(tert-butoxy)-2-ethoxy-2-oxoethyl)-4-(chroman-6-yl)-2,6-dimethylpyridin-3-yl)-3,4-dihydroisoquinoline-2(1H)-carboxylate:* A mixture of (S)-ethyl 2-(5-bromo-4-(chroman-6-yl)-2,6-dimethylpyridin-3-yl)-2-(tert-butoxy)acetate (0.7 g, 1.469 mmol), (2-((benzyloxy)carbonyl)-1,2,3,4-tetrahydroisoquinolin-6-yl)boronic acid

(0.6 g, 1.928 mmol) and 2M Na<sub>2</sub>CO<sub>3</sub> (3.67 mL, 7.35 mmol) in 1,4-dioxane (5 mL) was degassed for 10 min. Then, Pd(Ph<sub>3</sub>P)<sub>4</sub> (0.085 g, 0.073 mmol) was added, degassed for 5 min and heated at 90 °C for 16 h. The reaction mixture was diluted with EtOAc and washed with water, brine, dried (MgSO<sub>4</sub>), concentrated and purified via ISCO 80 g column (EtOAc/hexanes: 0 to 50%) to afford (S)-benzyl 6-(5-(1-(tert-butoxy)-2-ethoxy-2-oxoethyl)-4-(chroman-6-yl)-2,6-dimethylpyridin-3-yl)-3,4-dihydroisoquinoline-2(1H)-carboxylate (0.51 g, 0.769 mmol, 52.4 % yield). LCMS (M+H) = 663.7.

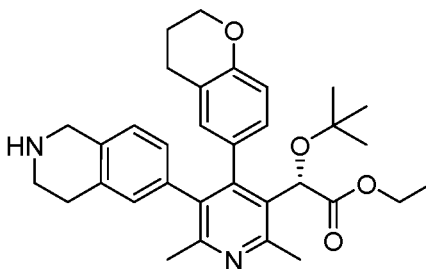
## Example 19



10

(S)-2-(5-(2-((Benzyloxy)carbonyl)-1,2,3,4-tetrahydroisoquinolin-6-yl)-4-(chroman-6-yl)-2,6-dimethylpyridin-3-yl)-2-(tert-butoxy)acetic acid: A mixture of (S)-benzyl 6-(5-(1-(tert-butoxy)-2-ethoxy-2-oxoethyl)-4-(chroman-6-yl)-2,6-dimethylpyridin-3-yl)-3,4-dihydroisoquinoline-2(1H)-carboxylate (0.008 g, 0.012 mmol) in EtOH (1 ml) and sodium hydroxide (0.121 ml, 0.121 mmol) was stirred at rt for 6 h, filtered and purified by prep HPLC to afford (S)-2-(5-(2-((benzyloxy)carbonyl)-1,2,3,4-tetrahydroisoquinolin-6-yl)-4-(chroman-6-yl)-2,6-dimethylpyridin-3-yl)-2-(tert-butoxy)acetic acid (0.0056 g, 73%). LCMS (M+H) = 635.25.

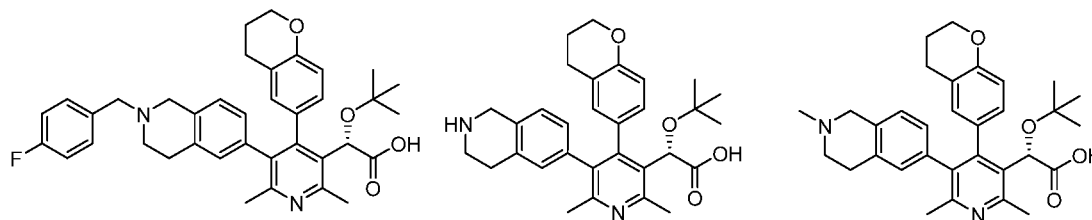
20



*(S)*-Ethyl 2-(tert-butoxy)-2-(4-(chroman-6-yl)-2,6-dimethyl-5-(1,2,3,4-tetrahydroisoquinolin-6-yl)pyridin-3-yl)acetate: A solution of (*S*)-benzyl 6-(5-(1-(tert-butoxy)-2-ethoxy-2-oxoethyl)-4-(chroman-6-yl)-2,6-dimethylpyridin-3-yl)-3,4-dihydroisoquinoline-2(1H)-carboxylate (0.51 g, 0.769 mmol) in MeOH (15 mL) was  
 5 purged with N<sub>2</sub>. 10%Pd/C (0.033 g, 0.031 mmol) was added and degassed and refilled with H<sub>2</sub>. The reaction mixture was stirred under H<sub>2</sub> balloon pressure for 2 h. Filtered off the solid and concentrated to dryness to afford (*S*)-ethyl 2-(tert-butoxy)-2-(4-(chroman-6-yl)-2,6-dimethyl-5-(1,2,3,4-tetrahydroisoquinolin-6-yl)pyridin-3-yl)acetate (0.407 g, 0.769 mmol, 100 % yield) as a grey solid. LCMS (M+H) = 529.5.

10

### Example 20, 21 and 22

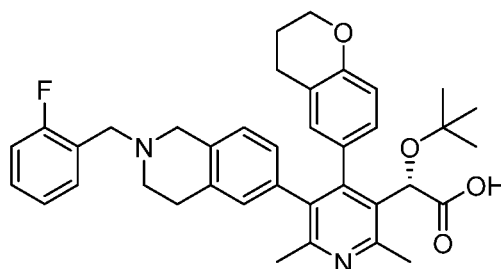


*(S)*-2-(tert-Butoxy)-2-(4-(chroman-6-yl)-5-(2-(4-fluorobenzyl)-1,2,3,4-tetrahydroisoquinolin-6-yl)-2,6-dimethylpyridin-3-yl)acetic acid: To a solution of (*S*)-ethyl 2-(tert-butoxy)-2-(4-(chroman-6-yl)-2,6-dimethyl-5-(1,2,3,4-tetrahydroisoquinolin-6-yl)pyridin-3-yl)acetate (0.06 g, 0.113 mmol) in MeOH (1 mL) was added 4-fluorobenzaldehyde (0.06 mL, 0.559 mmol). The mixture was stirred at rt for 2h and NaBH<sub>4</sub> (20 mg, 0.529 mmol) was added. The mixture was stirred at rt for 1h and removed  
 15 the solvent. The residue was treated with EtOAc (5ml), filtered and concentrated to dryness. The residue was dissolved in EtOH (1ml) and added sodium hydroxide (60 mg, 1.500 mmol). The mixture was heated at 85 °C in a sealed vial for 4 h, cooled and purified by prep HPLC to afford three product.  
 20 (*S*)-2-(tert-Butoxy)-2-(4-(chroman-6-yl)-5-(2-(4-fluorobenzyl)-1,2,3,4-tetrahydroisoquinolin-6-yl)-2,6-dimethylpyridin-3-yl)acetic acid (0.030 g, 0.049 mmol, 43.0 % yield). LCMS (M+H) = 609.25.  
 25 (*S*)-2-(tert-Butoxy)-2-(4-(chroman-6-yl)-2,6-dimethyl-5-(1,2,3,4-tetrahydroisoquinolin-6-yl)pyridin-3-yl)acetic acid (0.007 g, 0.014 mmol, 11.95 % yield). LCMS (M+H) = 501.3.



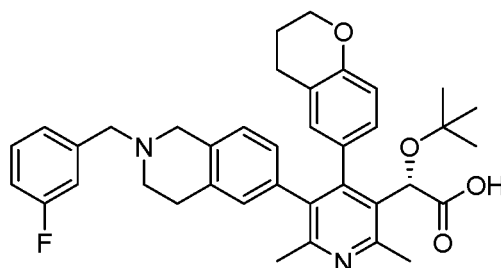
(S)-2-(tert-Butoxy)-2-(4-(chroman-6-yl)-2,6-dimethyl-5-(2-methyl-1,2,3,4-tetrahydroisoquinolin-6-yl)pyridin-3-yl)acetic acid (0.0016 g, 2.98  $\mu$ mol, 2.63 % yield). LCMS (M+H) = 515.2.

### Example 23



(S)-2-(tert-Butoxy)-2-(4-(chroman-6-yl)-5-(2-(2-fluorobenzyl)-1,2,3,4-tetrahydroisoquinolin-6-yl)-2,6-dimethylpyridin-3-yl)acetic acid: To a solution of (S)-ethyl 2-(tert-butoxy)-2-(4-(chroman-6-yl)-2,6-dimethyl-5-(1,2,3,4-tetrahydroisoquinolin-6-yl)pyridin-3-yl)acetate (0.06 g, 0.113 mmol) in MeOH (1 mL) was added 2-fluorobenzaldehyde (0.1 g, 0.8 mmol). The mixture was stirred at rt for 2 h and NaBH<sub>3</sub>CN (60 mg, 0.955 mmol) was added. After 1 h, sodium hydroxide (0.1 g, 2.500 mmol) was added and the mixture was heated at 80 °C in a sealed vial for 18 h. Then, filtered and purified by prep-HPLC to afford (S)-2-(tert-butoxy)-2-(4-(chroman-6-yl)-5-(2-(2-fluorobenzyl)-1,2,3,4-tetrahydroisoquinolin-6-yl)-2,6-dimethylpyridin-3-yl)acetic acid (57.3 mg, 0.090 mmol, 80 % yield). LCMS (M+H) = 609.00.

### Example 24

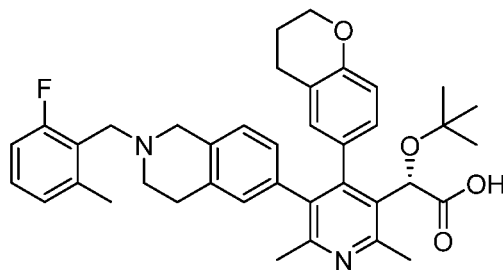


(S)-2-(tert-Butoxy)-2-(4-(chroman-6-yl)-5-(2-(3-fluorobenzyl)-1,2,3,4-tetrahydroisoquinolin-6-yl)-2,6-dimethylpyridin-3-yl)acetic acid: To a solution of (S)-ethyl 2-(tert-butoxy)-2-(4-(chroman-6-yl)-2,6-dimethyl-5-(1,2,3,4-tetrahydroisoquinolin-6-yl)pyridin-3-yl)acetate (0.06 g, 0.113 mmol) in 2-propanol (1 mL) was added 3-fluoro-

6-methylbenzaldehyde (0.1, 0.8 mmol). The mixture was stirred at rt for 2 h and NaBH<sub>4</sub> (20 mg, 0.529 mmol) was added. The mixture was stirred at rt for 1 h and removed the solvent. The residue was treated with EtOAc (5ml), filtered and concentrated to dryness. The residue was dissolved in EtOH (1ml) and added sodium hydroxide (0.1 g, 2.500 mmol). The mixture was heated at 85 °C in a sealed vial for 20 h, filtered and purified by prep HPLC to afford (S)-2-(tert-butoxy)-2-(4-(chroman-6-yl)-5-(2-(3-fluorobenzyl)-1,2,3,4-tetrahydroisoquinolin-6-yl)-2,6-dimethylpyridin-3-yl)acetic acid (0.0305 g, 0.050 mmol, 44.1 % yield). LCMS (M+H) = 609.1.

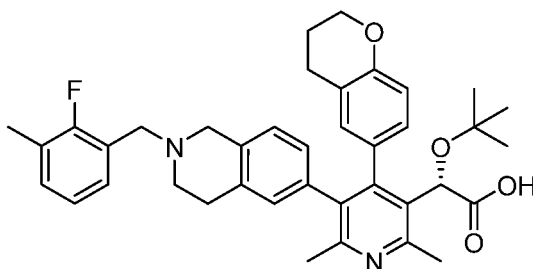
10

## Example 25



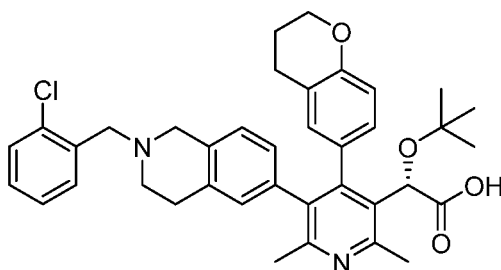
(S)-2-(tert-Butoxy)-2-(4-(chroman-6-yl)-5-(2-(2-fluoro-6-methylbenzyl)-1,2,3,4-tetrahydroisoquinolin-6-yl)-2,6-dimethylpyridin-3-yl)acetic acid: To a solution of (S)-ethyl 2-(tert-butoxy)-2-(4-(chroman-6-yl)-2,6-dimethyl-5-(1,2,3,4-tetrahydroisoquinolin-6-yl)pyridin-3-yl)acetate (0.06 g, 0.113 mmol) in 2-propanol (1 mL) was added 2-fluoro-6-methylbenzaldehyde (0.006 ml, 0.113 mmol). The mixture was stirred at rt for 2 h and NaBH<sub>4</sub> (20 mg, 0.529 mmol) was added. The mixture was stirred at rt for 1 h and removed the solvent. The residue was treated with EtOAc (5ml), filtered and concentrated to dryness. The residue was dissolved in EtOH (1ml) and added sodium hydroxide (0.1 g, 2.500 mmol). The mixture was heated at 85 °C in a sealed vial for 20 h and purified by prep HPLC to afford (S)-2-(tert-butoxy)-2-(4-(chroman-6-yl)-5-(2-(2-fluoro-6-methylbenzyl)-1,2,3,4-tetrahydroisoquinolin-6-yl)-2,6-dimethylpyridin-3-yl)acetic acid (0.0062 g, 8.8%). <sup>1</sup>H NMR (500MHz, DMSO-d<sub>6</sub>) δ 7.23 - 7.16 (m, 1H), 7.07 - 6.89 (m, 6H), 6.81 - 6.70 (m, 1H), 6.70 - 6.59 (m, 1H), 6.53 (br. s., 1H), 6.49 - 6.39 (m, 2H), 4.96 - 4.83 (m, 1H), 4.08 (br. s., 1H), 4.03 (br. s., 1H), 3.60 (d, J=7.3 Hz, 2H), 3.50 (br. s., 2H), 2.85 - 2.56 (m, 3H), 2.39 (br. s., 3H), 2.19 - 2.06 (m, 3H), 1.88 - 1.82 (m, 1H), 1.86 (s, 1H), 1.75 (br. s., 1H), 0.87 (s, 9H). LCMS(M+H) = 623.1.

Example 26



- 5 *(S)*-2-(*tert*-Butoxy)-2-(4-(chroman-6-yl)-5-(2-(2-fluoro-3-methylbenzyl)-1,2,3,4-tetrahydroisoquinolin-6-yl)-2,6-dimethylpyridin-3-yl)acetic acid: To a solution of (*S*)-ethyl 2-(*tert*-butoxy)-2-(4-(chroman-6-yl)-2,6-dimethyl-5-(1,2,3,4-tetrahydroisoquinolin-6-yl)pyridin-3-yl)acetate (0.06 g, 0.113 mmol) in EtOH (1 mL) was added 2-fluoro-3-methylbenzaldehyde (0.05 g, 0.362 mmol). The mixture was stirred at 60 °C for 2 h and
- 10 NaBH(OAc)<sub>3</sub> (0.1 g, 0.472 mmol) was added. The mixture was stirred at rt for 18 h and then sodium hydroxide (0.05 g, 1.250 mmol) added. The mixture was heated at 80 °C in a sealed vial for 18 h. Then, filtered and purified by prep HPLC to afford (*S*)-2-(*tert*-butoxy)-2-(4-(chroman-6-yl)-5-(2-(2-fluoro-3-methylbenzyl)-1,2,3,4-tetrahydroisoquinolin-6-yl)-2,6-dimethylpyridin-3-yl)acetic acid (0.0586 g, 0.094 mmol,
- 15 83 % yield). LCMS(M+H) = 623.1.

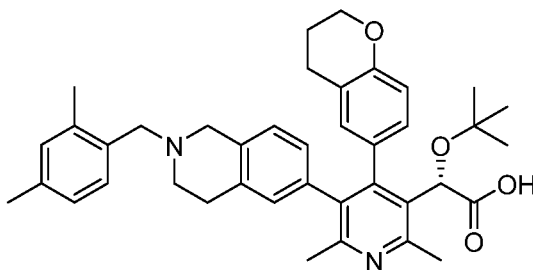
Example 27



- 20 *(S)*-2-(*tert*-Butoxy)-2-(5-(2-(2-chlorobenzyl)-1,2,3,4-tetrahydroisoquinolin-6-yl)-4-(chroman-6-yl)-2,6-dimethylpyridin-3-yl)acetic acid: To a solution of (*S*)-ethyl 2-(*tert*-butoxy)-2-(4-(chroman-6-yl)-2,6-dimethyl-5-(1,2,3,4-tetrahydroisoquinolin-6-yl)pyridin-3-yl)acetate (0.03 g, 0.057 mmol) in EtOH (1 mL) was added 2-chlorobenzaldehyde (0.02 g, 0.142 mmol). The mixture was stirred at rt for 2 h and NaBH(OAc)<sub>3</sub> (0.04 g, 0.189

mmol) was added. The mixture was stirred at rt for 3 h and added sodium hydroxide (0.05 g, 1.250 mmol) and heated at 85 °C in a sealed vial for 18 h, filtered and purified by prep-HPLC to afford to afford (S)-2-(tert-butoxy)-2-(5-(2-(2-chlorobenzyl)-1,2,3,4-tetrahydroisoquinolin-6-yl)-4-(chroman-6-yl)-2,6-dimethylpyridin-3-yl)acetic acid (0.0232 g, 0.037 mmol, 65.4 % yield). LCMS (M+H) = 625.0.

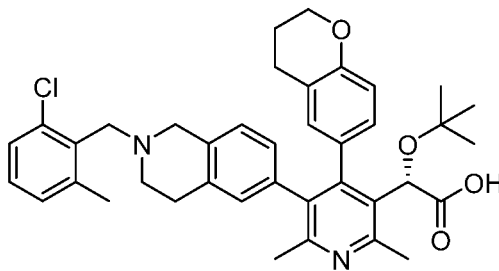
### Example 28



(S)-2-(tert-Butoxy)-2-(4-(chroman-6-yl)-5-(2-(2,4-dimethylbenzyl)-1,2,3,4-tetrahydroisoquinolin-6-yl)-2,6-dimethylpyridin-3-yl)acetic acid: A solution of (S)-ethyl 2-(tert-butoxy)-2-(4-(chroman-6-yl)-2,6-dimethyl-5-(1,2,3,4-tetrahydroisoquinolin-6-yl)pyridin-3-yl)acetate (0.04 g, 0.076 mmol) and 2,4-dimethylbenzaldehyde (16 mg, 0.119 mmol) in EtOH (1 mL) was stirred at rt for 1 h. NaBH(OAc)<sub>3</sub> (40mg, 0.189 mmol) was added and the mixture was stirred at rt for 2 h. Then, sodium hydroxide (0.006 mg, 0.150 μmol) was added and heated at 85 °C in a sealed vial for 2 h, cooled and purified by prep HPLC to afford (S)-2-(tert-butoxy)-2-(4-(chroman-6-yl)-5-(2-(2,4-dimethylbenzyl)-1,2,3,4-tetrahydroisoquinolin-6-yl)-2,6-dimethylpyridin-3-yl)acetic acid (0.0277 g, 0.045 mmol, 59.2 % yield). LCMS (M+H) = 617.2.

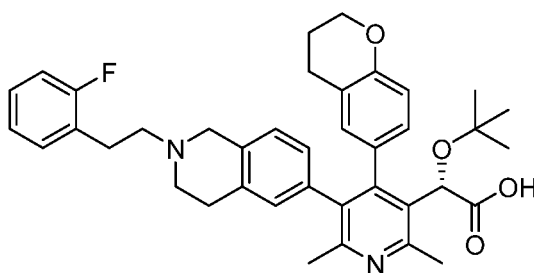
20

### Example 29



(*S*)-2-(*tert*-Butoxy)-2-(5-(2-(2-chloro-6-methylbenzyl)-1,2,3,4-tetrahydroisoquinolin-6-yl)-4-(chroman-6-yl)-2,6-dimethylpyridin-3-yl)acetic acid: A solution of (*S*)-ethyl 2-(*tert*-butoxy)-2-(4-(chroman-6-yl)-2,6-dimethyl-5-(1,2,3,4-tetrahydroisoquinolin-6-yl)pyridin-3-yl)acetate (0.04 g, 0.076 mmol) and 2-chloro-6-methylbenzaldehyde (16 mg, 0.103 mmol) in EtOH (1 mL) was stirred at rt for 1 h. Then, NaBH(OAc)<sub>3</sub> (40 mg, 0.189 mmol) was added and stirred at rt for 1 h. To this NaOH (60 mg, 1.500 mmol) was added and the mixture heated at 85 °C in a sealed vial for 3 h. Then, cooled and purified by prep HPLC to afford (*S*)-2-(*tert*-butoxy)-2-(5-(2-(2-chloro-6-methylbenzyl)-1,2,3,4-tetrahydroisoquinolin-6-yl)-4-(chroman-6-yl)-2,6-dimethylpyridin-3-yl)acetic acid (0.0327 g, 0.048 mmol, 63.6 % yield). LCMS (M+H) = 639.2.

### Example 30

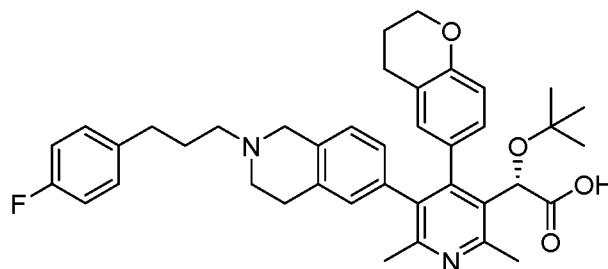


(*S*)-2-(*tert*-Butoxy)-2-(4-(chroman-6-yl)-5-(2-(2-fluorophenethyl)-1,2,3,4-tetrahydroisoquinolin-6-yl)-2,6-dimethylpyridin-3-yl)acetic acid: To a solution of (*S*)-ethyl 2-(*tert*-butoxy)-2-(4-(chroman-6-yl)-2,6-dimethyl-5-(1,2,3,4-tetrahydroisoquinolin-6-yl)pyridin-3-yl)acetate (0.06 g, 0.113 mmol) and DIPEA (0.059 mL, 0.340 mmol) in DCM (0.5 mL) was added 1-(2-bromoethyl)-2-fluorobenzene (0.06 g, 0.295 mmol) and stirred for 2 h. Another portion of DIPEA (0.059 mL, 0.340 mmol) and 1-(2-bromoethyl)-2-fluorobenzene (0.06 g, 0.295 mmol) was added and stirred for 20 h. The solvent was removed and the residue was dissolved in 2 ml of EtOH. Sodium hydroxide (0.1 g, 2.500 mmol) was added and the mixture was heated at 80 °C for 18 h. Then, filtered and purified by prep HPLC to afford (*S*)-2-(*tert*-butoxy)-2-(4-(chroman-6-yl)-5-(2-(2-fluorophenethyl)-1,2,3,4-tetrahydroisoquinolin-6-yl)-2,6-dimethylpyridin-3-yl)acetic acid (0.0436 g, 0.070 mmol, 61.7 % yield). LCMS 2 (M+H) = 623. <sup>1</sup>H NMR (500MHz, DMSO-d<sub>6</sub>) δ 7.36 (br. s., 1H), 7.27 - 7.21 (m, 1H), 7.17 - 7.10 (m, 2H), 7.04 - 6.95 (m, 2H), 6.85 - 6.36 (m, 4H), 4.95 - 4.85 (m, 1H), 4.09 (br. s., 1H), 4.04 (br. s., 1H),

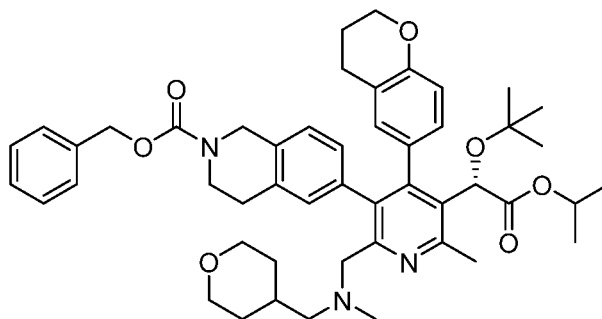
3.65 - 3.46 (m, 2H), 2.85 (br. s., 2H), 2.78 (br. s., 1H), 2.69 - 2.61 (m, 5H), 2.52 (br. s., 3H), 2.40 - 2.27 (m, 1H), 2.17 (s, 3H), 1.87 (br. s., 1H), 1.76 (br. s., 1H), 0.93 - 0.81 (m, 9H).

5

## Example 31

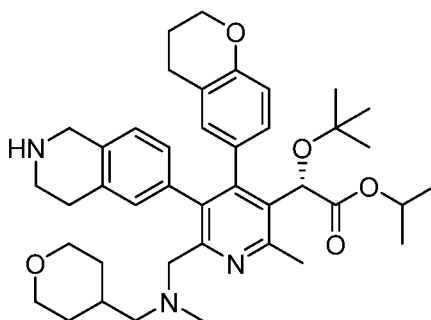


(*S*)-2-(*tert*-Butoxy)-2-(4-(chroman-6-yl)-5-(2-(3-(4-fluorophenyl)propyl)-1,2,3,4-tetrahydroisoquinolin-6-yl)-2,6-dimethylpyridin-3-yl)acetic acid: To a solution of (*S*)-ethyl 2-(*tert*-butoxy)-2-(4-(chroman-6-yl)-2,6-dimethyl-5-(1,2,3,4-tetrahydroisoquinolin-6-yl)pyridin-3-yl)acetate (0.03 g, 0.057 mmol) in EtOH (1 mL) was added 3-(4-fluorophenyl)propanal (0.03 g, 0.197 mmol). The mixture was stirred at rt for 2 h and NaBH(OAc)<sub>3</sub> (0.060 g, 0.284 mmol) was added. The mixture was stirred at rt for 18 h and then sodium hydroxide (0.05 g, 1.250 mmol) added. The mixture was heated at 80 °C in a sealed vial for 18 h, filtered and purified by prep-HPLC to afford (*S*)-2-(*tert*-butoxy)-2-(4-(chroman-6-yl)-5-(2-(3-(4-fluorophenyl)propyl)-1,2,3,4-tetrahydroisoquinolin-6-yl)-2,6-dimethylpyridin-3-yl)acetic acid (0.0359 g, 0.054 mmol, 94 % yield). LCMS (M+H) = 637.1: <sup>1</sup>H NMR (500MHz, DMSO-d<sub>6</sub>) δ 7.25 (br. s., 2H), 7.18 - 7.06 (m, J=8.6, 8.6 Hz, 3H), 7.02 - 6.92 (m, 2H), 6.81 - 6.34 (m, 3H), 4.82, 4.84 (2s, 1H), 4.08 (br. s., 1H), 4.03 (br. s., 1H), 3.45 - 3.39 (m, 2H), 2.83 - 2.74 (m, 1H), 2.66 (br. s., 2H), 2.61 (br. s., 3H), 2.40 (br. s., 2H), 2.22 - 2.10 (m, 3H), 1.78 (br. s., 4H), 0.86, 0.84 (2s, 9H). 5 protons not resolved.



(S)-Benzyl 6-(5-(1-(tert-butoxy)-2-isopropoxy-2-oxoethyl)-4-(chroman-6-yl)-6-methyl-2-((methyl((tetrahydro-2H-pyran-4-yl)methyl)amino)methyl)pyridin-3-yl)-3,4-

- 5 dihydroisoquinoline-2(1H)-carboxylate: A mixture of (S)-isopropyl 2-(5-bromo-4-(chroman-6-yl)-2-methyl-6-((methyl((tetrahydro-2H-pyran-4-yl)methyl)amino)methyl)pyridin-3-yl)-2-(tert-butoxy)acetate (0.21 g, 0.340 mmol), benzyl 6-(6-methyl-4,8-dioxo-1,3,6,2-dioxazaborocan-2-yl)-3,4-dihydroisoquinoline-2(1H)-carboxylate (0.3 g, 0.710 mmol), 2-dicyclohexylphosphino-2',6'-
- 10 dimethoxybiphenyl (0.028 g, 0.068 mmol) and 2M K<sub>3</sub>PO<sub>4</sub> (1.4 mL, 2.80 mmol) in 1,4-dioxane (4 mL) and water (0.800 mL) was degassed for 10 min. Then, Pd(OAc)<sub>2</sub> (0.008 g, 0.036 mmol) was added, degassed for 5 min and mixture was heated at 80 °C for 3 h. After cooling to room temperature, water was added and the mixture was extracted with ethyl acetate, washed with brine, dried (Na<sub>2</sub>SO<sub>4</sub>), filtered and concentrated. The residue
- 15 was purified by Biotage (5-60% EtOAc/hexane) to afford (S)-benzyl 6-(5-(1-(tert-butoxy)-2-isopropoxy-2-oxoethyl)-4-(chroman-6-yl)-6-methyl-2-((methyl((tetrahydro-2H-pyran-4-yl)methyl)amino)methyl)pyridin-3-yl)-3,4-dihydroisoquinoline-2(1H)-carboxylate (0.19 g, 0.236 mmol, 69.5 % yield) as white foam. LCMS (M+H) = 804.6.

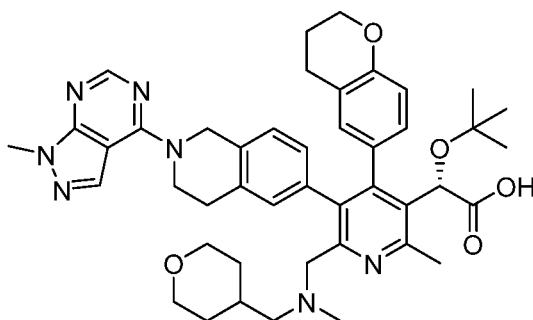


(*S*)-Isopropyl 2-(*tert*-butoxy)-2-(4-(chroman-6-yl)-2-methyl-6-((methyl((tetrahydro-2H-pyran-4-yl)methyl)amino)methyl)-5-(1,2,3,4-tetrahydroisoquinolin-6-yl)pyridin-3-yl)acetate: A solution of (*S*)-benzyl 6-(5-(1-(*tert*-butoxy)-2-isopropoxy-2-oxoethyl)-4-(chroman-6-yl)-6-methyl-2-((methyl((tetrahydro-2H-pyran-4-

5 yl)methyl)amino)methyl)pyridin-3-yl)-3,4-dihydroisoquinoline-2(1H)-carboxylate (0.19 g, 0.236 mmol) in ethanol (5 mL) was added HCl (0.8 mL, 0.800 mmol) and then purged with N<sub>2</sub>. 10%Pd/C (0.025 g, 0.024 mmol) was added, degassed, filled with H<sub>2</sub>. The reaction mixture was stirred under H<sub>2</sub> balloon pressure for 4 h, filtered off the solid and concentrated to dryness to afford (*S*)-isopropyl 2-(*tert*-butoxy)-2-(4-(chroman-6-yl)-2-

10 methyl-6-((methyl((tetrahydro-2H-pyran-4-yl)methyl)amino)methyl)-5-(1,2,3,4-tetrahydroisoquinolin-6-yl)pyridin-3-yl)acetate (0.158 g, 0.236 mmol, 100 % yield) as a grey solid. LCMS (M+H) = 670.6.

### Example 32



(*S*)-2-(*tert*-Butoxy)-2-(4-(chroman-6-yl)-2-methyl-6-((methyl((tetrahydro-2H-pyran-4-yl)methyl)amino)methyl)-5-(2-(1-methyl-1H-pyrazolo[3,4-d]pyrimidin-4-yl)-1,2,3,4-tetrahydroisoquinolin-6-yl)pyridin-3-yl)acetic acid: To a mixture of (*S*)-isopropyl 2-(*tert*-

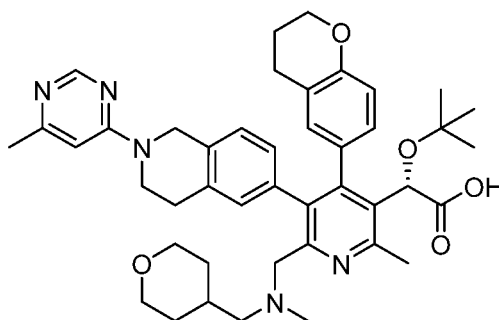
20 butoxy)-2-(4-(chroman-6-yl)-2-methyl-6-((methyl((tetrahydro-2H-pyran-4-yl)methyl)amino)methyl)-5-(1,2,3,4-tetrahydroisoquinolin-6-yl)pyridin-3-yl)acetate, 3 HCl (0.020 g, 0.026 mmol), and 4-chloro-1-methyl-1H-pyrazolo[3,4-d]pyrimidine (0.010 g, 0.059 mmol) in a vial were added acetonitrile (1 mL) and cesium carbonate (0.042 g, 0.128 mmol), sealed and heated at 90 °C for 18 h. Then, filtered off the solid, (washed the

25 solid with EtOH) and the filtrate was concentrated and redissolved in EtOH (0.5 mL). NaOH (1.027 mg, 0.026 mmol) was added and the mixture heated at 80 °C for 2 h. Then, cooled and purified by Prep HPLC to afford (*S*)-2-(*tert*-butoxy)-2-(4-(chroman-6-yl)-2-methyl-6-((methyl((tetrahydro-2H-pyran-4-yl)methyl)amino)methyl)-5-(2-(1-methyl-1H-



pyrazolo[3,4-d]pyrimidin-4-yl)-1,2,3,4-tetrahydroisoquinolin-6-yl)pyridin-3-yl)acetic acid (0.0082 g, 10.79  $\mu$ mol, 42.0 % yield). LCMS (M+H) = 760.3.

### Example 33



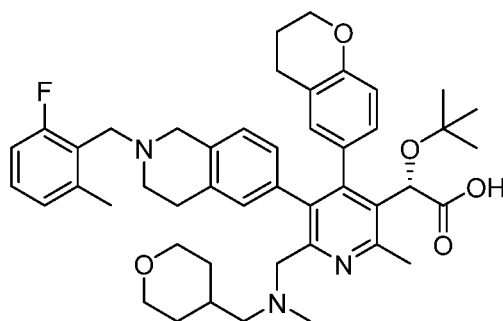
5

*(S)*-2-(*tert*-Butoxy)-2-(4-(chroman-6-yl)-2-methyl-6-((methyl((tetrahydro-2H-pyran-4-yl)methyl)amino)methyl)-5-(2-(6-methylpyrimidin-4-yl)-1,2,3,4-tetrahydroisoquinolin-6-yl)pyridin-3-yl)acetic acid: A solution of (*S*)-isopropyl 2-(*tert*-butoxy)-2-(4-(chroman-6-yl)-2-methyl-6-((methyl((tetrahydro-2H-pyran-4-yl)methyl)amino)methyl)-5-(1,2,3,4-tetrahydroisoquinolin-6-yl)pyridin-3-yl)acetate, 3 HCl (0.015 g, 0.019 mmol), 4-chloro-6-methylpyrimidine (3.71 mg, 0.029 mmol) and potassium carbonate (0.03 g, 0.217 mmol) in dioxane (1 mL) was stirred at 100 °C for 18 h, cooled and treated with sodium hydroxide (0.02 g, 0.500 mmol) in EtOH (1 ml) at 85 °C for 2h. Then, cooled and purified by prep HPLC to afford (*S*)-2-(*tert*-butoxy)-2-(4-(chroman-6-yl)-2-methyl-6-((methyl((tetrahydro-2H-pyran-4-yl)methyl)amino)methyl)-5-(2-(6-methylpyrimidin-4-yl)-1,2,3,4-tetrahydroisoquinolin-6-yl)pyridin-3-yl)acetic acid (0.0029 g, 3.83  $\mu$ mol, 19.88 % yield). LCMS (M+H) = 720.2.

10

15

## Example 34



(S)-2-(tert-Butoxy)-2-(4-(chroman-6-yl)-5-(2-(2-fluoro-6-methylbenzyl)-1,2,3,4-

tetrahydroisoquinolin-6-yl)-2-methyl-6-((methyl((tetrahydro-2H-pyran-4-

5 yl)methyl)amino)methyl)pyridin-3-yl)acetic acid: A solution of (S)-isopropyl 2-(tert-

butoxy)-2-(4-(chroman-6-yl)-2-methyl-6-((methyl((tetrahydro-2H-pyran-4-

yl)methyl)amino)methyl)-5-(1,2,3,4-tetrahydroisoquinolin-6-yl)pyridin-3-yl)acetate, 3

HCl (0.015 g, 0.019 mmol), TEA (0.01 ml, 0.072 mmol) and 2-fluoro-6-

methylbenzaldehyde (6 mg, 0.043 mmol) in EtOH (1 mL) was stirred at rt for 20 h, and

10 NaBH(OAc)<sub>3</sub> (0.012 g, 0.057 mmol) was added. After 2 h, sodium hydroxide (0.02 g,

0.500 mmol) was added, heated at 85 °C in a sealed vial for 2 h, cooled and purified by

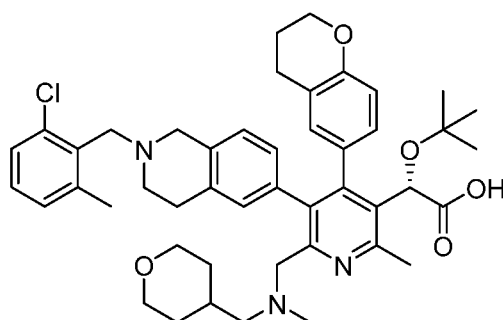
prep HPLC to afford (S)-2-(tert-butoxy)-2-(4-(chroman-6-yl)-5-(2-(2-fluoro-6-

methylbenzyl)-1,2,3,4-tetrahydroisoquinolin-6-yl)-2-methyl-6-((methyl((tetrahydro-2H-

pyran-4-yl)methyl)amino)methyl)pyridin-3-yl)acetic acid (0.0066 g, 8.71 μmol, 45.3 %

15 yield). LCMS (M+H) = 750.3.

## Example 35



20 (S)-2-(tert-Butoxy)-2-(5-(2-(2-chloro-6-methylbenzyl)-1,2,3,4-tetrahydroisoquinolin-6-

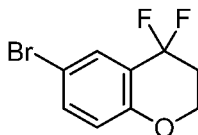
yl)-4-(chroman-6-yl)-2-methyl-6-((methyl((tetrahydro-2H-pyran-4-

yl)methyl)amino)methyl)pyridin-3-yl)acetic acid: A solution of (S)-isopropyl 2-(tert-

butoxy)-2-(4-(chroman-6-yl)-2-methyl-6-((methyl((tetrahydro-2H-pyran-4-yl)methyl)amino)methyl)-5-(1,2,3,4-tetrahydroisoquinolin-6-yl)pyridin-3-yl)acetate, 3 HCl (0.015 g, 0.019 mmol), TEA (0.01 ml, 0.072 mmol) and 2-chloro-6-methylbenzaldehyde (6 mg, 0.039 mmol) in EtOH (1 mL) was stirred at rt for 20 h, and

5 NaBH(OAc)<sub>3</sub> (0.012 g, 0.057 mmol) was added. After 2 h, sodium hydroxide (0.02 g, 0.500 mmol) was added, heated at 85°C in a sealed vial for 2 h, cooled and purified by prep HPLC to afford (S)-2-(tert-butoxy)-2-(5-(2-(2-chloro-6-methylbenzyl)-1,2,3,4-tetrahydroisoquinolin-6-yl)-4-(chroman-6-yl)-2-methyl-6-((methyl((tetrahydro-2H-pyran-4-yl)methyl)amino)methyl)pyridin-3-yl)acetic acid (0.0047 g, 6.13 μmol, 31.9 % yield).

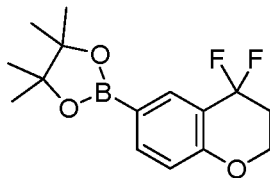
10 LCMS (M+H) = 766.3.



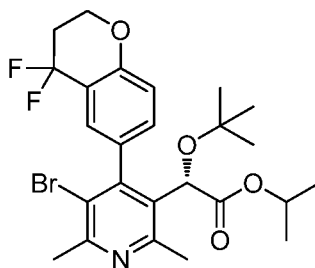
*6-Bromo-4,4-difluorochroman*: To a solution of 6-bromochroman-4-one (1 g, 4.40 mmol) in CH<sub>2</sub>Cl<sub>2</sub> (6 mL) in ice water bath was added deoxofluor (2.1 mL, 11.39 mmol), followed by catalytic amount of EtOH (0.005 mL, 0.086 mmol). The resulting yellowish solution was stirred overnight at rt. Another portion of deoxofluor (2.1 mL, 11.39 mmol) was added and the reaction mixture was stirred rt for 14 days. The reaction mixture was partitioned between cold sat. Na<sub>2</sub>CO<sub>3</sub> and EtOAc. The organic phase was

20 washed with sat. NaHCO<sub>3</sub>, water, sat. NaCl and dried over anhydrous MgSO<sub>4</sub>, filtered and purified on a 80 g silica gel column (EtOAc/hexane: 0 to 50%) to afford 6-bromo-4,4-difluorochroman (0.36 g, 1.445 mmol, 32.8 % yield) as a colorless solid. <sup>1</sup>H NMR (500MHz, CDCl<sub>3</sub>) δ 7.77 - 7.71 (m, 1H), 7.48 - 7.42 (m, 1H), 6.81 (dt, J=8.8, 1.2 Hz, 1H), 4.43 - 4.33 (m, 2H), 2.55 - 2.40 (m, 2H).

25

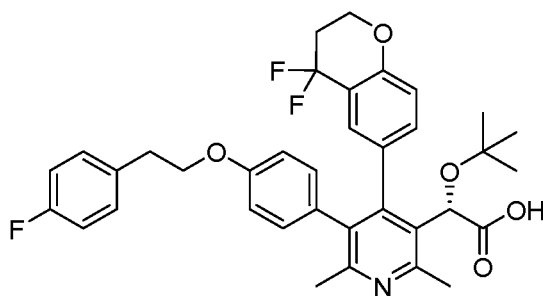


2-(4,4-Difluorochroman-6-yl)-4,4,5,5-tetramethyl-1,3,2-dioxaborolane: A mixture of 6-bromo-4,4-difluorochroman (0.54 g, 2.168 mmol), 4,4,4',4',5,5,5',5'-octamethyl-2,2'-bi(1,3,2-dioxaborolane) (1.1 g, 4.33 mmol) and KOAc (0.64 g, 6.52 mmol) in dioxane (15 mL) was degassed for 5 min, and refilled N<sub>2</sub> back. Pd(Ph<sub>3</sub>P)<sub>4</sub> (0.12 g, 0.104 mmol) was added to the mixture. The brown mixture was degassed, refilled N<sub>2</sub>. The reaction mixture was stirred in 80 °C for 18 h and diluted with EtOAc, washed water, brine, dried (MgSO<sub>4</sub>), evaporated and purified on ISCO 40 g column (0-50% EtOAc/Hex) to afford 2-(4,4-difluorochroman-6-yl)-4,4,5,5-tetramethyl-1,3,2-dioxaborolane (0.42 g, 1.418 mmol, 65.4 % yield). <sup>1</sup>H NMR (500MHz, CDCl<sub>3</sub>) δ 8.11 (s, 1H), 7.79 (d, *J*=8.4 Hz, 1H), 6.90 (d, *J*=8.2 Hz, 1H), 4.43 - 4.32 (m, 2H), 2.53 - 2.43 (m, 2H), 1.36 (s, 12H).

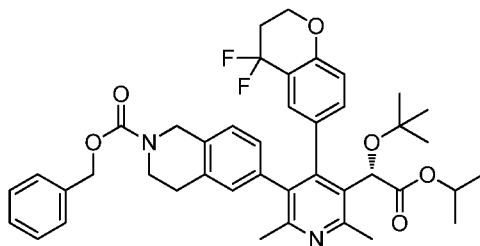


(*S*)-Isopropyl 2-(5-bromo-4-(4,4-difluorochroman-6-yl)-2,6-dimethylpyridin-3-yl)-2-(tert-butoxy)acetate: A mixture of (*S*)-isopropyl 2-(5-bromo-4-iodo-2,6-dimethylpyridin-3-yl)-2-(tert-butoxy)acetate (0.15 g, 0.310 mmol), 2-(4,4-difluoroisochroman-6-yl)-4,4,5,5-tetramethyl-1,3,2-dioxaborolane (0.092 g, 0.310 mmol) and 2M Na<sub>2</sub>CO<sub>3</sub> (0.5 mL, 1.000 mmol) in dioxanes (2 mL) was degassed. Then, PdCl<sub>2</sub>(dppf)-CH<sub>2</sub>Cl<sub>2</sub> adduct (0.013 g, 0.015 mmol) was added, degassed for 5 min and placed in a pre-heated oil bath 60 °C for 5 h. The reaction mixture was cooled and diluted with EtOAc washed with water, brine, dried (MgSO<sub>4</sub>) concentrated and purified by ISCO 80 g column (EtOAc/Hex: 0 to 20 %) to afford (*S*)-isopropyl 2-(5-bromo-4-(4,4-difluorochroman-6-yl)-2,6-dimethylpyridin-3-yl)-2-(tert-butoxy)acetate (0.05 g, 0.095 mmol, 30.7 % yield). LCMS (M+H) = 528.3.

## Example 36



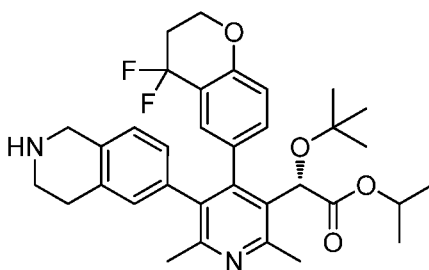
- (*S*)-2-(*tert*-Butoxy)-2-(4-(4,4-difluorochroman-6-yl)-5-(4-(4-fluorophenethoxy)phenyl)-2,6-dimethylpyridin-3-yl)acetic acid: A mixture of (*S*)-isopropyl 2-(5-bromo-4-(4,4-difluorochroman-6-yl)-2,6-dimethylpyridin-3-yl)-2-(*tert*-butoxy)acetate (0.05 g, 0.095 mmol), 2-(4-(4-fluorophenethoxy)phenyl)-6-methyl-1,3,6,2-dioxazaborocane-4,8-dione (0.06 g, 0.162 mmol), 2-dicyclohexylphosphino-2',6'-dimethoxybiphenyl (8 mg, 0.019 mmol), water (0.5 mL) and 2M K<sub>3</sub>PO<sub>4</sub> (0.5 mL, 1.000 mmol) in 1,4-dioxane (1 mL) and was degassed for 5 min. Then, Pd(OAc)<sub>2</sub> (2 mg, 8.91 μmol) was added, degassed for 5 min and mixture was heated at 80 °C for 5 h. The reaction mixture was diluted with EtOAc, washed with water, brine, dried (MgSO<sub>4</sub>) and concentrated to dryness. The residue was dissolved in EtOH (2 ml), NaOH (3.80 mg, 0.095 mmol) was added and heated in a sealed vial at 80 °C for 3 h. The mixture was cooled, filtered, purified by prep-HPLC to afford (*S*)-2-(*tert*-butoxy)-2-(4-(4,4-difluorochroman-6-yl)-5-(4-(4-fluorophenethoxy)phenyl)-2,6-dimethylpyridin-3-yl)acetic acid (0.0514 g, 0.080 mmol, 85 % yield). LCMS (M+H) = 620.1.



20

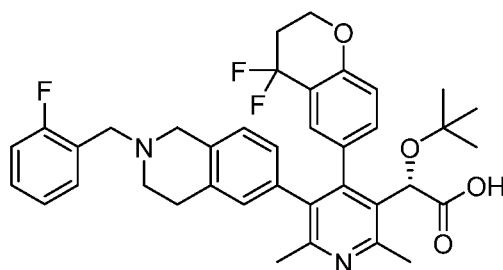
(*S*)-Benzyl 6-(5-(1-(*tert*-butoxy)-2-isopropoxy-2-oxoethyl)-4-(4,4-difluorochroman-6-yl)-2,6-dimethylpyridin-3-yl)-3,4-dihydroisoquinoline-2(1*H*)-carboxylate: A mixture of (*S*)-isopropyl 2-(5-bromo-4-(4,4-difluorochroman-6-yl)-2,6-dimethylpyridin-3-yl)-2-(*tert*-butoxy)acetate (0.26 g, 0.494 mmol), (2-((benzyloxy)carbonyl)-1,2,3,4-

tetrahydroisoquinolin-6-yl)boronic acid (0.2 g, 0.643 mmol) and 2M Na<sub>2</sub>CO<sub>3</sub> (2 mL, 4.00 mmol) in 1,4-dioxane (4 mL) was degassed for 10 min. Then, Pd(Ph<sub>3</sub>P)<sub>4</sub> (0.06 g, 0.052 mmol) was added, degassed for 5 min and heated at 85 °C for 18 h. The reaction mixture was cooled, diluted with EtOAc and washed with water, brine, dried (MgSO<sub>4</sub>),  
5 concentrated and purified via Biotage 80 g column (EtOAc/hexanes: 0 to 50%) to afford (S)-benzyl 6-(5-(1-(tert-butoxy)-2-isopropoxy-2-oxoethyl)-4-(4,4-difluorochroman-6-yl)-2,6-dimethylpyridin-3-yl)-3,4-dihydroisoquinoline-2(1H)-carboxylate (0.24 g, 0.337 mmol, 68.2 % yield). LCMS (M+H) = 713.4.



*(S)-Isopropyl 2-(tert-butoxy)-2-(4-(4,4-difluorochroman-6-yl)-2,6-dimethyl-5-(1,2,3,4-tetrahydroisoquinolin-6-yl)pyridin-3-yl)acetate*: A solution of (S)-benzyl 6-(5-(1-(tert-butoxy)-2-isopropoxy-2-oxoethyl)-4-(4,4-difluorochroman-6-yl)-2,6-dimethylpyridin-3-yl)-3,4-dihydroisoquinoline-2(1H)-carboxylate (0.24 g, 0.337 mmol) in ethyl acetate (15 mL) was degassed and purged with N<sub>2</sub>. 10%Pd/C (0.05 g, 0.047 mmol) was added and degassed and refilled with H<sub>2</sub>. The reaction mixture was stirred under H<sub>2</sub> balloon pressure for 2 h. Filtered off the solid and concentrated to dryness to afford (S)-isopropyl 2-(tert-butoxy)-2-(4-(4,4-difluorochroman-6-yl)-2,6-dimethyl-5-(1,2,3,4-tetrahydroisoquinolin-6-yl)pyridin-3-yl)acetate (0.152 g, 0.263 mmol, 78 % yield) as a grey solid. LCMS (M+H) = 579.4.

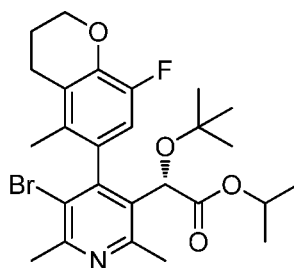
## Example 37



(*S*)-2-(*tert*-Butoxy)-2-(4-(4,4-difluorochroman-6-yl)-5-(2-(2-fluorobenzyl)-1,2,3,4-  
 5 tetrahydroisoquinolin-6-yl)-2,6-dimethylpyridin-3-yl)acetic acid: A solution of (*S*)-  
 isopropyl 2-(*tert*-butoxy)-2-(4-(4,4-difluorochroman-6-yl)-2,6-dimethyl-5-(1,2,3,4-  
 tetrahydroisoquinolin-6-yl)pyridin-3-yl)acetate (0.025 g, 0.043 mmol) and 2-  
 fluorobenzaldehyde (0.008 g, 0.064 mmol) in EtOH (1 mL) was stirred for 2 h at rt.  
 NaBH(OAc)<sub>3</sub> (0.02 g, 0.094 mmol) was added and the mixture was stirred at rt for 1 h.

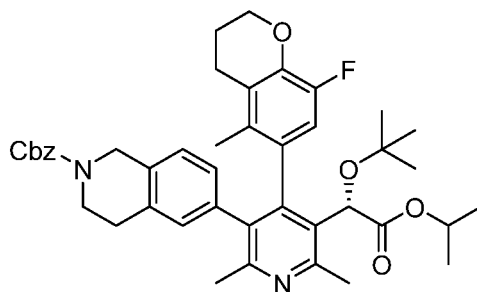
10 Then, added sodium hydroxide (0.04 g, 1.000 mmol) and heated at 85 °C in a sealed vial  
 for 4 h, cooled and purified by prep HPLC to afford (*S*)-2-(*tert*-butoxy)-2-(4-(4,4-  
 difluorochroman-6-yl)-5-(2-(2-fluorobenzyl)-1,2,3,4-tetrahydroisoquinolin-6-yl)-2,6-  
 dimethylpyridin-3-yl)acetic acid (0.0186 g, 0.028 mmol, 65.4 % yield). LCMS (M+H) =  
 645.1.

15



(*2S*)-Isopropyl 2-(5-bromo-4-(8-fluoro-5-methylchroman-6-yl)-2,6-dimethylpyridin-3-yl)-  
 2-(*tert*-butoxy)acetate: A mixture of (*S*)-isopropyl 2-(5-bromo-4-iodo-2,6-  
 20 dimethylpyridin-3-yl)-2-(*tert*-butoxy)acetate (1.5 g, 3.10 mmol), (8-fluoro-5-  
 methylisochroman-6-yl)boronic acid (0.66 g, 3.14 mmol) and 2M Na<sub>2</sub>CO<sub>3</sub> (5 mL, 10.00  
 mmol) in DMF (15 mL) was degassed for 10 min. Then, PdCl<sub>2</sub>(dppf)-CH<sub>2</sub>Cl<sub>2</sub> adduct  
 (0.14 g, 0.171 mmol) was added, and degassed for 5 min. The reaction mixture was  
 placed in a pre-heated oil bath 60 °C for 18 h. Then, reaction mixture was cooled and

diluted with EtOAc washed with water, brine, dried (MgSO<sub>4</sub>) concentrated and purified by ISCO 12 g column (EtOAc/Hex: 0 to 20 %) to afford (2S)-isopropyl 2-(5-bromo-4-(8-fluoro-5-methylchroman-6-yl)-2,6-dimethylpyridin-3-yl)-2-(tert-butoxy)acetate (0.98 g, 1.876 mmol, 60.5 % yield). <sup>1</sup>H NMR (500MHz, CDCl<sub>3</sub>) δ 6.61 (d, J=11.0 Hz, 1H), 5.03 - 4.93 (m, 1H), 4.86 (s, 1H), 4.35 - 4.27 (m, 2H), 2.75 - 2.71 (m, 2H), 2.70 - 2.69 (m, 3H), 2.67 (s, 3H), 2.17 - 2.12 (m, 2H), 1.85 (s, 3H), 1.19 (d, J=6.3 Hz, 3H), 1.15 (d, J=6.1 Hz, 3H), 1.11 (s, 9H). ). LCMS (M+H) = 524.3.

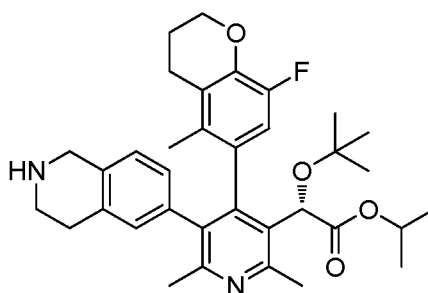


10

*Benzyl 6-(5-((S)-1-(tert-butoxy)-2-isopropoxy-2-oxoethyl)-4-(8-fluoro-5-methylchroman-6-yl)-2,6-dimethylpyridin-3-yl)-3,4-dihydroisoquinoline-2(1H)-carboxylate*: A mixture of (2S)-isopropyl 2-(5-bromo-4-(8-fluoro-5-methylchroman-6-yl)-2,6-dimethylpyridin-3-yl)-2-(tert-butoxy)acetate (0.56 g, 1.072 mmol), (2-((benzyloxy)carbonyl)-1,2,3,4-tetrahydroisoquinolin-6-yl)boronic acid (0.45 g, 1.446 mmol) and 2M Na<sub>2</sub>CO<sub>3</sub> (3.5 mL, 7.00 mmol) in 1,4-dioxane (5 mL) was degassed for 10 min. Then, Pd(PPh<sub>3</sub>)<sub>4</sub> (0.07 g, 0.061 mmol) was added, degassed for 5 min and heated at 85 °C for 18 h. The reaction mixture was cooled, diluted with EtOAc, washed with water, brine, dried (MgSO<sub>4</sub>), concentrated and purified via Biotage 80 g column (EtOAc/hexanes: 0 to 50%) to afford benzyl 6-(5-((S)-1-(tert-butoxy)-2-isopropoxy-2-oxoethyl)-4-(8-fluoro-5-methylchroman-6-yl)-2,6-dimethylpyridin-3-yl)-3,4-dihydroisoquinoline-2(1H)-carboxylate (0.43 g, 0.607 mmol, 56.6 % yield). LCMS (M+H) = 709.5.

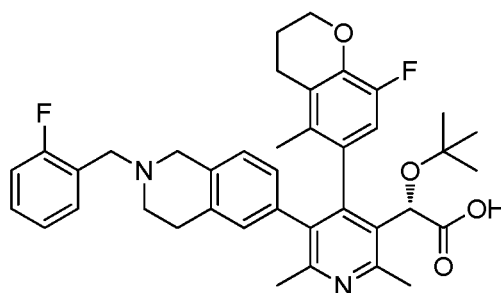
20





(2*S*)-Isopropyl 2-(tert-butoxy)-2-(4-(8-fluoro-5-methylchroman-6-yl)-2,6-dimethyl-5-(1,2,3,4-tetrahydroisoquinolin-6-yl)pyridin-3-yl)acetate: A solution of benzyl 6-(5-((*S*)-1-(tert-butoxy)-2-isopropoxy-2-oxoethyl)-4-(8-fluoro-5-methylchroman-6-yl)-2,6-dimethylpyridin-3-yl)-3,4-dihydroisoquinoline-2(1*H*)-carboxylate (0.43 g, 0.607 mmol) in EtOH (15 mL) was degassed and purged with N<sub>2</sub>. 10%Pd/C (0.065 g, 0.061 mmol) was added and degassed and refilled with H<sub>2</sub>. The reaction mixture was stirred under H<sub>2</sub> balloon pressure for 2 h. Then, filtered off the solid, concentrated and purified by Prep HPLC to afford (2*S*)-isopropyl 2-(tert-butoxy)-2-(4-(8-fluoro-5-methylchroman-6-yl)-2,6-dimethyl-5-(1,2,3,4-tetrahydroisoquinolin-6-yl)pyridin-3-yl)acetate (0.25 g, 0.435 mmol, 71.7 % yield). LCMS (M+H) = 575.6.

### Example 38

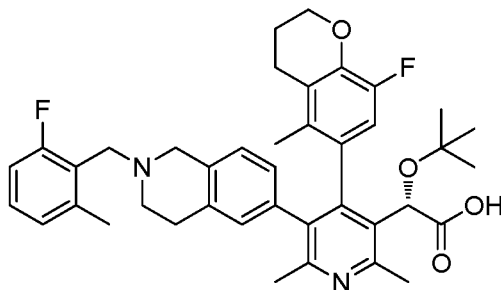


(2*S*)-2-(tert-Butoxy)-2-(4-(8-fluoro-5-methylchroman-6-yl)-5-(2-(2-fluorobenzyl)-1,2,3,4-tetrahydroisoquinolin-6-yl)-2,6-dimethylpyridin-3-yl)acetic acid: To a solution of (2*S*)-isopropyl 2-(tert-butoxy)-2-(4-(8-fluoro-5-methylchroman-6-yl)-2,6-dimethyl-5-(1,2,3,4-tetrahydroisoquinolin-6-yl)pyridin-3-yl)acetate (0.06 g, 0.104 mmol) in EtOH (1 mL) was added 2-fluorobenzaldehyde (0.03 g, 0.242 mmol). The mixture was stirred at rt for 2 h and NaBH(OAc)<sub>3</sub> (0.05 g, 0.236 mmol) was added. After 18 h, the reaction was treated with sodium hydroxide (0.05 g, 1.250 mmol) added and stirred at 85 °C in a sealed vial

for 2 h. Then, filtered and purified by prep-HPLC to afford (2S)-2-(tert-butoxy)-2-(4-(8-fluoro-5-methylchroman-6-yl)-5-(2-(2-fluorobenzyl)-1,2,3,4-tetrahydroisoquinolin-6-yl)-2,6-dimethylpyridin-3-yl)acetic acid (0.0459 g, 0.072 mmol, 68.6 % yield). LCMS (M+H) = 641.2.

5

### Example 39

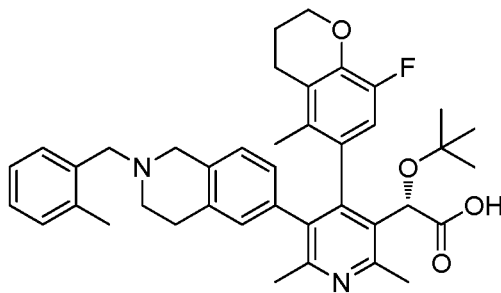


*(2S)-2-(tert-Butoxy)-2-(4-(8-fluoro-5-methylchroman-6-yl)-5-(2-(2-fluoro-6-methylbenzyl)-1,2,3,4-tetrahydroisoquinolin-6-yl)-2,6-dimethylpyridin-3-yl)acetic acid:*

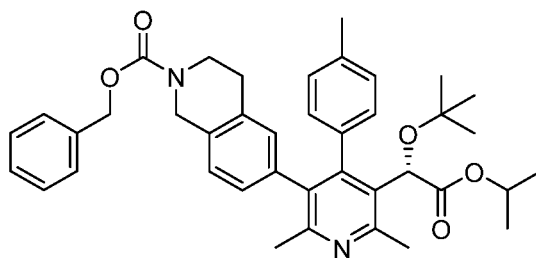
To a solution of (2S)-isopropyl 2-(tert-butoxy)-2-(4-(5-fluoro-8-methylchroman-6-yl)-2,6-dimethyl-5-(1,2,3,4-tetrahydroisoquinolin-6-yl)pyridin-3-yl)acetate (0.06 g, 0.104 mmol) in EtOH (1 mL) was added 2-fluoro-6-methylbenzaldehyde (0.03 g, 0.217 mmol) and stirred at rt for 2 h. NaBH(OAc)<sub>3</sub> (0.05 g, 0.236 mmol) was added to the mixture and stirred at rt for 18 h. Then sodium hydroxide (0.05 g, 1.250 mmol) was added and heated at 85 °C in a sealed vial for 18 h. Cooled, neutralized with HOAc, filtered and purified by prep-HPLC to afford (2S)-2-(tert-butoxy)-2-(4-(8-fluoro-5-methylchroman-6-yl)-5-(2-(2-fluoro-6-methylbenzyl)-1,2,3,4-tetrahydroisoquinolin-6-yl)-2,6-dimethylpyridin-3-yl)acetic acid (0.0289 g, 0.044 mmol, 41.9 % yield). LC-MS (M+H = 655.1.

20

## Example 40

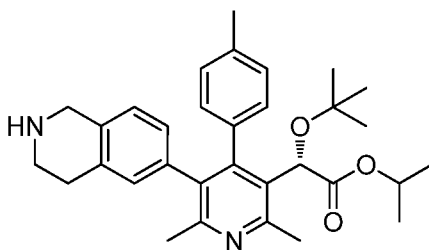


(2*S*)-2-(*tert*-Butoxy)-2-(4-(8-fluoro-5-methylchroman-6-yl)-2,6-dimethyl-5-(2-(2-methylbenzyl)-1,2,3,4-tetrahydroisoquinolin-6-yl)pyridin-3-yl)acetic acid: To a solution of (2*S*)-isopropyl 2-(*tert*-butoxy)-2-(4-(5-fluoro-8-methylchroman-6-yl)-2,6-dimethyl-5-(1,2,3,4-tetrahydroisoquinolin-6-yl)pyridin-3-yl)acetate (0.06 g, 0.104 mmol) in EtOH (1 mL) was added 2-methylbenzaldehyde (0.03 g, 0.250 mmol) and resulting mixture was stirred at rt for 1 h. Then, NaBH(OAc)<sub>3</sub> (0.05 g, 0.236 mmol) was added and stirred at rt for 1.5 h. To this, sodium hydroxide (0.09 g, 2.250 mmol) was added heated at 90 °C in a sealed vial for 3 h, cooled, filtered and purified by prep-HPLC to afford (2*S*)-2-(*tert*-butoxy)-2-(4-(8-fluoro-5-methylchroman-6-yl)-2,6-dimethyl-5-(2-(2-methylbenzyl)-1,2,3,4-tetrahydroisoquinolin-6-yl)pyridin-3-yl)acetic acid (0.0289 g, 0.044 mmol, 42.2 % yield). LCMS (M+H) = 637.1.



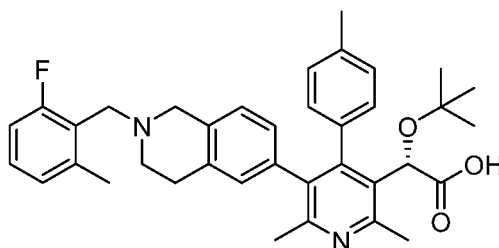
(*S*)-Benzyl 6-(5-(1-(*tert*-butoxy)-2-isopropoxy-2-oxoethyl)-2,6-dimethyl-4-(*p*-tolyl)pyridin-3-yl)-3,4-dihydroisoquinoline-2(1*H*)-carboxylate: A mixture of (*S*)-isopropyl 2-(5-bromo-4-iodo-2,6-dimethylpyridin-3-yl)-2-(*tert*-butoxy)acetate (0.3 g, 0.620 mmol), *p*-tolylboronic acid (0.084 g, 0.620 mmol) and 2M Na<sub>2</sub>CO<sub>3</sub> (2 mL, 4.00 mmol) in dioxane (4 mL) was degassed for 10 min. Then, Pd(Ph<sub>3</sub>P)<sub>4</sub> (0.07 g, 0.061 mmol) was added, degassed for 5 min and placed in a pre-heated oil bath at 80 °C for 4 h. The reaction mixture was cooled and (2-((benzyloxy)carbonyl)-1,2,3,4-tetrahydroisoquinolin-6-yl)boronic acid (0.193 g, 0.620 mmol), Pd(Ph<sub>3</sub>P)<sub>4</sub> (0.07 g, 0.061

mmol), 2M Na<sub>2</sub>CO<sub>3</sub> (2 mL, 4.00 mmol) were added. Then, the mixture was stirred at 80 °C overnight. The reaction mixture was cooled and diluted with EtOAc, washed with water, brine, dried (MgSO<sub>4</sub>), concentrated and purified by ISCO 40 g column (EtOAc/Hex: 0 to 50 %) to afford (S)-benzyl 6-(5-(1-(tert-butoxy)-2-isopropoxy-2-oxoethyl)-2,6-dimethyl-4-(p-tolyl)pyridin-3-yl)-3,4-dihydroisoquinoline-2(1H)-carboxylate (0.17 g, 0.268 mmol, 43.2 % yield). <sup>1</sup>H NMR (400MHz, CDCl<sub>3</sub>) δ 7.48 - 7.31 (m, 5H), 7.18 (d, *J*=6.8 Hz, 1H), 7.05 (d, *J*=7.5 Hz, 1H), 6.98 (br. s., 1H), 6.94 - 6.76 (m, 2H), 6.73 - 6.62 (m, 1H), 6.57 - 6.41 (m, *J*=9.3 Hz, 1H), 5.25 - 5.14 (m, *J*=3.0 Hz, 2H), 5.07 (dt, *J*=13.0, 6.7 Hz, 1H), 4.94 (2s., 1H), 4.65 - 4.44 (m, *J*=9.8 Hz, 2H), 3.87 - 3.53 (m, *J*=19.3 Hz, 2H), 2.83 (s, 1H), 2.68 (s, 3H), 2.63 - 2.43 (m, 1H), 2.32 (s, 3H), 2.27 (br. s., 3H), 1.33 - 1.19 (m, 6H), 0.95 (s, 9H). LCMS (M+H)= 635.6.



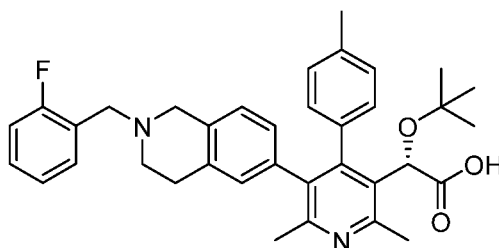
- 15 (S)-Isopropyl 2-(tert-butoxy)-2-(2,6-dimethyl-5-(1,2,3,4-tetrahydroisoquinolin-6-yl)-4-(p-tolyl)pyridin-3-yl)acetate: A solution of (S)-benzyl 6-(5-(1-(tert-butoxy)-2-isopropoxy-2-oxoethyl)-2,6-dimethyl-4-(p-tolyl)pyridin-3-yl)-3,4-dihydroisoquinoline-2(1H)-carboxylate (0.17 g, 0.268 mmol) in THF (10 mL) was degassed and purged with N<sub>2</sub>. 10%Pd/C (0.011 g, 10.71 μmol) was added and degassed and refilled with H<sub>2</sub>. The reaction mixture was stirred under H<sub>2</sub> balloon pressure for 10 h. Then, filtered off the solid and concentrated to dryness to afford (S)-isopropyl 2-(tert-butoxy)-2-(2,6-dimethyl-5-(1,2,3,4-tetrahydroisoquinolin-6-yl)-4-(p-tolyl)pyridin-3-yl)acetate (0.134 g, 0.268 mmol, 100 % yield) as a grey solid. <sup>1</sup>H NMR (500MHz, CDCl<sub>3</sub>) δ 7.22 - 7.16 (m, 1H), 7.08 - 7.03 (m, 1H), 6.94 - 6.85 (m, 2H), 6.74 - 6.68 (m, 1H), 6.51 - 6.41 (m, 1H), 5.13 - 5.04 (m, 1H), 4.94 (2s, 1H), 4.01 - 3.84 (m, 2H), 3.19 - 3.00 (m, 2H), 2.77 (t, *J*=5.6 Hz, 1H), 2.69 (s, 3H), 2.63 - 2.43 (m, 1H), 2.33 (s, 3H), 2.29 (s, 3H), 1.34 - 1.28 (m, 4H), 1.25 (dd, *J*=6.1, 3.6 Hz, 3H), 0.96 (s, 9H). LCMS (M+H)= 501.4.

## Example 41



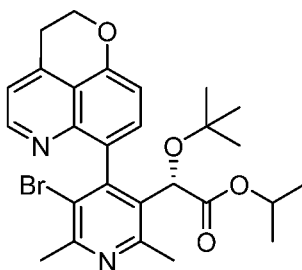
(*S*)-2-(*tert*-Butoxy)-2-(5-(2-(2-fluoro-6-methylbenzyl)-1,2,3,4-tetrahydroisoquinolin-6-yl)-2,6-dimethyl-4-(*p*-tolyl)pyridin-3-yl)acetic acid: To a solution of (*S*)-isopropyl 2-(*tert*-butoxy)-2-(2,6-dimethyl-5-(1,2,3,4-tetrahydroisoquinolin-6-yl)-4-(*p*-tolyl)pyridin-3-yl)acetate (0.03 g, 0.060 mmol) in EtOH (1 mL) was added 2-fluoro-6-methylbenzaldehyde (0.012 g, 0.090 mmol) and stirred at rt for 1h. Then, NaBH(OAc)<sub>3</sub> (0.03 g, 0.142 mmol) was added and stirred at rt for 20h. Additional NaBH(OAc)<sub>3</sub> (0.03 g, 0.142 mmol) was added and stirred at rt for 2h. Then, sodium hydroxide (0.06 g, 1.500 mmol) was added and heated at 85 °C in a sealed vial for 3 h, cooled, filtered and putrified by prep HPLC to afford (*S*)-2-(*tert*-butoxy)-2-(5-(2-(2-fluoro-6-methylbenzyl)-1,2,3,4-tetrahydroisoquinolin-6-yl)-2,6-dimethyl-4-(*p*-tolyl)pyridin-3-yl)acetic acid (0.0246 g, 0.042 mmol, 70.7 % yield). <sup>1</sup>H NMR (500MHz, DMSO-*d*<sub>6</sub>) δ 7.27 - 7.19 (m, 2H), 7.13 (br. s., 1H), 7.06 - 6.98 (m, 3H), 6.96 - 6.87 (m, 2H), 6.77 - 6.67 (m, 1H), 6.45 - 6.38 (m, 1H), 4.78 (2s, 1H), 3.59 (d, *J*=10.3 Hz, 2H), 3.48 (br. s., 2H), 3.36 (br. s., 2H), 2.66 (d, *J*=12.8 Hz, 1H), 2.57 (d, *J*=10.6 Hz, 1H), 2.52 (br. s., 3H), 2.38 (d, *J*=8.8 Hz, 3H), 2.22 (s, 3H), 2.15 (s, 3H), 0.84 (s, 9H). LCMS (M+H)= 581.3.

## Example 42

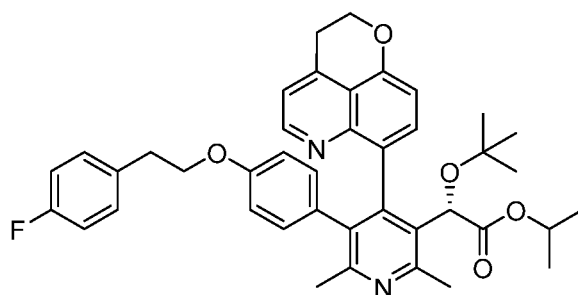


(*S*)-2-(*tert*-Butoxy)-2-(5-(2-(2-fluorobenzyl)-1,2,3,4-tetrahydroisoquinolin-6-yl)-2,6-dimethyl-4-(*p*-tolyl)pyridin-3-yl)acetic acid: To a solution of (*S*)-isopropyl 2-(*tert*-butoxy)-2-(2,6-dimethyl-5-(1,2,3,4-tetrahydroisoquinolin-6-yl)-4-(*p*-tolyl)pyridin-3-yl)acetate (0.03 g, 0.060 mmol) in EtOH (1 mL) was added 2-fluorobenzaldehyde (0.011

g, 0.090 mmol). The mixture was stirred at rt for 1h and NaB(OAc)<sub>3</sub>H (0.03 g, 0.142 mmol) was added. The mixture was stirred at rt for 20h and added sodium hydroxide (0.06 g, 1.500 mmol). The mixture was heated at 85 °C in a sealed vial for 3 h, filtered and purified by prep HPLC to afford (S)-2-(tert-butoxy)-2-(5-(2-(2-fluorobenzyl)-1,2,3,4-tetrahydroisoquinolin-6-yl)-2,6-dimethyl-4-(p-tolyl)pyridin-3-yl)acetic acid (0.0384 g).  
<sup>1</sup>H NMR (500MHz, DMSO-d<sub>6</sub>) δ 7.50 - 7.39 (m, J=8.1 Hz, 1H), 7.33 (br. s., 1H), 7.27 (br. s., 1H), 7.22 - 7.16 (m, 2H), 7.16 - 7.08 (m, 1H), 7.04 - 6.98 (m, 1H), 6.98 - 6.89 (m, 1H), 6.73 (br. s., 1H), 6.48 - 6.38 (m, 1H), 4.77 (2s, 1H), 3.66 (d, J=9.9 Hz, 2H), 3.56 - 3.44 (m, 5H), 2.80 - 2.75 (m, 1H), 2.66 - 2.59 (m, 1H), 2.53 (s, 3H), 2.23 (s, 3H), 2.15 (s, 3H), 0.84 (s, 9H). LCMS (M+H) = 567.2.



(2S)-Isopropyl 2-(5-bromo-4-(2,3-dihydropyrano[4,3,2-de]quinolin-7-yl)-2,6-dimethylpyridin-3-yl)-2-(tert-butoxy)acetate: A mixture of (S)-isopropyl 2-(5-bromo-4-iodo-2,6-dimethylpyridin-3-yl)-2-(tert-butoxy)acetate (0.2 g, 0.413 mmol), 2-(2,3-dihydropyrano[4,3,2-de]quinolin-7-yl)-6-methyl-1,3,6,2-dioxazaborocane-4,8-dione (0.135 g, 0.413 mmol), 2-dicyclohexylphosphino-2',6'-dimethoxybiphenyl (15 mg, 0.037 mmol), water (0.4 mL) and 2M K<sub>3</sub>PO<sub>4</sub> (1.5 mL, 3.00 mmol) in 1,4-dioxane (2 mL) was degassed for 10 min. Then, Pd(OAc)<sub>2</sub> (4 mg, 0.018 mmol) was added, degassed for 5 min and mixture was heated at 65 °C for 18 h. The reaction mixture was diluted with EtOAc and washed with water, brine, dried (MgSO<sub>4</sub>), concentrated and purified by prep HPLC to afford (2S)-Isopropyl 2-(5-bromo-4-(2,3-dihydropyrano[4,3,2-de]quinolin-7-yl)-2,6-dimethylpyridin-3-yl)-2-(tert-butoxy)acetate (0.036 g, 0.068 mmol, 16.52 % yield). LC-MS (M+H) = 529.3.



(2S)-Isopropyl 2-(tert-butoxy)-2-(4-(2,3-dihydropyrano[4,3,2-de]quinolin-7-yl)-5-(4-(4-fluorophenethoxy)phenyl)-2,6-dimethylpyridin-3-yl)acetate: A mixture of (2S)-isopropyl

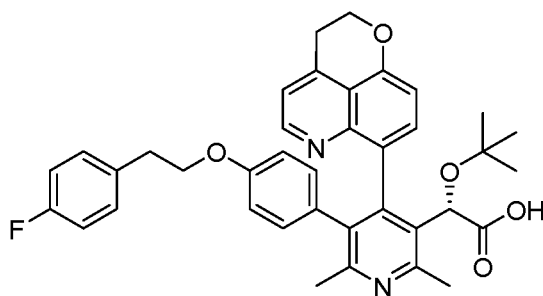
5 2-(5-bromo-4-(2,3-dihydropyrano[4,3,2-de]quinolin-7-yl)-2,6-dimethylpyridin-3-yl)-2-(tert-butoxy)acetate (0.036 g, 0.068 mmol), 2-(4-(4-fluorophenethoxy)phenyl)-6-methyl-1,3,6,2-dioxazaborocane-4,8-dione (0.1 g, 0.269 mmol), 2-dicyclohexylphosphino-2',6'-dimethoxybiphenyl (6 mg, 0.015 mmol), water (0.5 mL) and 2M K<sub>3</sub>PO<sub>4</sub> (0.5 mL, 1.000 mmol) in 1,4-dioxane (1 mL) was degassed for 5 min. Then, Pd(OAc)<sub>2</sub> (1 mg, 4.45

10 μmol) was added, degassed for 5 min and heated at 80 °C for 18 h. The reaction mixture was diluted with EtOAc and washed with water, brine and purified on ISCO 12g column (EtOAc/hexanes: 0 to 50%) to afford (2S)-isopropyl 2-(tert-butoxy)-2-(4-(2,3-dihydropyrano[4,3,2-de]quinolin-7-yl)-5-(4-(4-fluorophenethoxy)phenyl)-2,6-dimethylpyridin-3-yl)acetate (0.012 g, 0.018 mmol, 26.5 % yield) as a solid. <sup>1</sup>H NMR

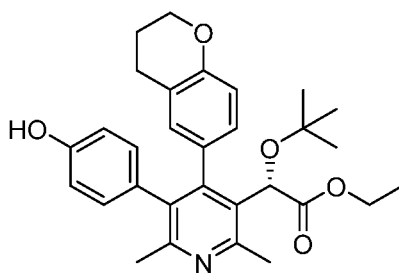
15 (500MHz, CDCl<sub>3</sub>) δ 8.69 (d, J=4.4 Hz, 1H), 7.49 (d, J=7.9 Hz, 1H), 7.19 - 7.11 (m, 2H), 7.01 - 6.95 (m, 4H), 6.88 (d, J=8.0 Hz, 1H), 6.71 (dd, J=8.4, 2.1 Hz, 1H), 6.51 (dd, J=8.4, 2.6 Hz, 1H), 6.38 (dd, J=8.5, 2.7 Hz, 1H), 5.08 - 4.97 (m, 1H), 4.81 (s, 1H), 4.46 - 4.33 (m, 2H), 3.99 - 3.92 (m, 2H), 3.20 - 3.12 (m, 2H), 2.94 (t, J=6.9 Hz, 2H), 2.78 (s, 3H), 2.31 (s, 3H), 1.28 (d, J=6.1 Hz, 3H), 1.24 (d, J=6.3 Hz, 3H), 0.75 (s, 9H). LCMS (M+H)

20 =663.5.

## Example 43



- (2S)-2-(tert-Butoxy)-2-(4-(2,3-dihydropyrano[4,3,2-de]quinolin-7-yl)-5-(4-(4-fluorophenethoxy)phenyl)-2,6-dimethylpyridin-3-yl)acetic acid: To a solution of (2S)-isopropyl 2-(tert-butoxy)-2-(4-(2,3-dihydropyrano[4,3,2-de]quinolin-7-yl)-5-(4-(4-fluorophenethoxy)phenyl)-2,6-dimethylpyridin-3-yl)acetate (12 mg, 0.018 mmol) in EtOH (1 mL) was added sodium hydroxide (25 mg, 0.625 mmol). The mixture was stirred at 85 °C in a sealed tube for 2h, then cooled and purified by pre-HPLC to afford
- 10 (2S)-2-(tert-butoxy)-2-(4-(2,3-dihydropyrano[4,3,2-de]quinolin-7-yl)-5-(4-(4-fluorophenethoxy)phenyl)-2,6-dimethylpyridin-3-yl)acetic acid (0.005 g, 8.06 μmol, 44.5 % yield). <sup>1</sup>H NMR (500MHz, DMSO-d<sub>6</sub>) δ 8.63 (d, J=4.0 Hz, 1H), 7.46 (d, J=8.1 Hz, 1H), 7.25 - 7.21 (m, 2H), 7.16 (d, J=4.0 Hz, 1H), 7.08 (t, J=8.8 Hz, 2H), 6.93 (d, J=7.7 Hz, 1H), 6.86 (d, J=8.4 Hz, 1H), 6.72 (d, J=8.4 Hz, 1H), 6.54 (d, J=7.7 Hz, 1H), 6.42 (d, J=7.7 Hz, 1H), 4.66 (s, 1H), 4.34 - 4.22 (m, 2H), 3.95 (br. s., 2H), 3.21 - 3.07 (m, 2H), 2.85 (t, J=6.6 Hz, 2H), 2.59 (s, 3H), 2.15 (s, 3H), 0.61 (s, 9H). LCMS (M+H) = 621.1.
- 15

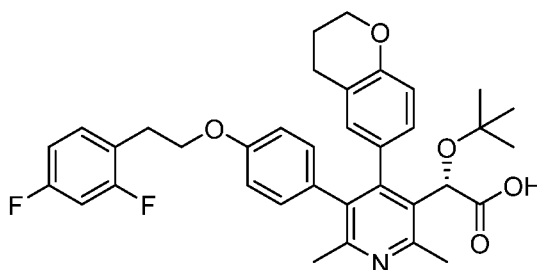


- 20 (S)-Ethyl 2-(tert-butoxy)-2-(4-(chroman-6-yl)-5-(4-hydroxyphenyl)-2,6-dimethylpyridin-3-yl)acetate: A mixture of (S)-ethyl 2-(5-bromo-4-(chroman-6-yl)-2,6-dimethylpyridin-3-yl)-2-(tert-butoxy)acetate (0.17 g, 0.357 mmol), (4-hydroxyphenyl)boronic acid (0.08 g, 0.580 mmol), Na<sub>2</sub>CO<sub>3</sub> (1 mL, 2.000 mmol), 1,4-dioxane (1.5 mL) and was charged in a seal vial, degassed for 10 min. Then, Pd(Ph<sub>3</sub>P)<sub>4</sub> (0.05 g, 0.043 mmol) was added,



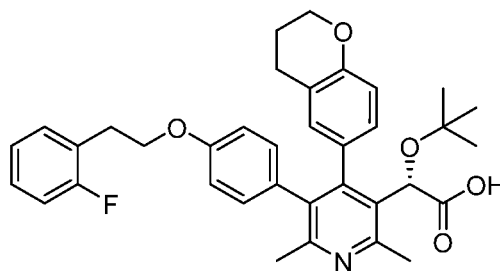
degassed for 5 min and mixture was heated at 85 °C for 20 h. The reaction mixture was cooled and diluted with EtOAc, washed with water, brine, dried (MgSO<sub>4</sub>), concentrated and purified on a ISCO 40g column (EtOAc/hexanes: 0 to 60%) to afford (S)-ethyl 2-(tert-butoxy)-2-(4-(chroman-6-yl)-5-(4-hydroxyphenyl)-2,6-dimethylpyridin-3-yl)acetate (0.16 g, 0.327 mmol, 92 % yield) as a beige solid. LCMS (M+H) = 488.2.

#### Example 44

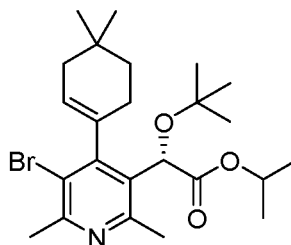


- 10 (S)-2-(tert-Butoxy)-2-(4-(chroman-6-yl)-5-(4-(2,4-difluorophenethoxy)phenyl)-2,6-dimethylpyridin-3-yl)acetic acid: To a stirred solution of (S)-ethyl 2-(tert-butoxy)-2-(4-(chroman-6-yl)-5-(4-hydroxyphenyl)-2,6-dimethylpyridin-3-yl)acetate (0.025 g, 0.051 mmol), 2-(2,4-difluorophenyl)ethanol (0.040 g, 0.255 mmol) and Ph<sub>3</sub>P-resin (0.067 g, 0.255 mmol) in THF (2 mL) was added DIAD/toluene (0.124 mL, 0.255 mmol) at rt.
- 15 After 18 h, the mixture was filtered and concentrated. The resulting residue was dissolved in EtOH (1 mL), treated with NaOH (0.06 g, 1.500 mmol) and stirred at 85°C for 16 h. Then, the mixture was cooled, filtered and purified by prep-HPLC to afford (S)-2-(tert-butoxy)-2-(4-(chroman-6-yl)-5-(4-(2,4-difluorophenethoxy)phenyl)-2,6-dimethylpyridin-3-yl)acetic acid (0.0117 g, 0.019 mmol, 36.6 % yield). LCMS (M+H) =
- 20 602.0.

#### Example 45



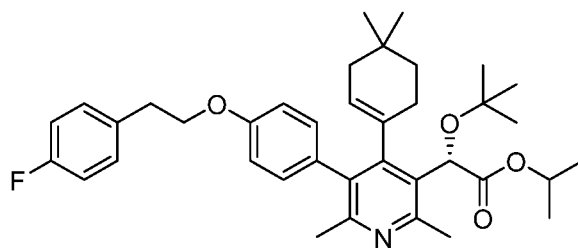
(*S*)-2-(*tert*-Butoxy)-2-(4-(chroman-6-yl)-5-(4-(2-fluorophenethoxy)phenyl)-2,6-dimethylpyridin-3-yl)acetic acid: To a stirred solution of (*S*)-ethyl 2-(*tert*-butoxy)-2-(4-(chroman-6-yl)-5-(4-hydroxyphenyl)-2,6-dimethylpyridin-3-yl)acetate (0.025 g, 0.051 mmol), 2-(2-fluorophenyl)ethanol (0.036 g, 0.255 mmol) and Ph<sub>3</sub>P-resin (0.067 g, 0.255 mmol) in THF (2 mL) was added DIAD/toluene (0.14 mL, 0.265 mmol) at rt. After 18 h, mixture was filtered, concentrated and treated with 1N NaOH (0.854 mL, 0.854 mmol) in EtOH (1 mL) at 80 °C for 16 h. Mixture was cooled and purified by prep-HPLC to afford (*S*)-2-(*tert*-butoxy)-2-(4-(chroman-6-yl)-5-(4-(2-fluorophenethoxy)phenyl)-2,6-dimethylpyridin-3-yl)acetic acid (0.0056 g, 9.59 μmol, 18.79 % yield). LCMS (M+H) = 584.0.



(*S*)-Isopropyl 2-(5-bromo-4-(4,4-dimethylcyclohex-1-en-1-yl)-2,6-dimethylpyridin-3-yl)-

2-(*tert*-butoxy)acetate: A mixture of (*S*)-isopropyl 2-(5-bromo-4-iodo-2,6-dimethylpyridin-3-yl)-2-(*tert*-butoxy)acetate (1 g, 2.065 mmol), 2-(4,4-dimethylcyclohex-1-en-1-yl)-4,4,5,5-tetramethyl-1,3,2-dioxaborolane (0.63 g, 2.67 mmol) and 2M Na<sub>2</sub>CO<sub>3</sub> (5 ml, 10 mmol) in dioxane (5 mL) was degassed for 10 min. Then, DPPF (0.1 g, 0.18 mmol) was added, degassed for 5 min and placed in a pre-heated oil bath 60 °C for 5 h. The reaction mixture was cooled and diluted with EtOAc washed with water, brine, dried (MgSO<sub>4</sub>), concentrated and purified on silica gel chromatography (EtOAc/Hex: 0 to 20 %) to afford (*S*)-isopropyl 2-(5-bromo-4-(4,4-dimethylcyclohex-1-en-1-yl)-2,6-dimethylpyridin-3-yl)-2-(*tert*-butoxy)acetate (0.6 g, 1.286 mmol, 62.3 % yield). LCMS (M+H) = 467.4.

25



*(S)*-Isopropyl 2-(tert-butoxy)-2-(4-(4,4-dimethylcyclohex-1-en-1-yl)-5-(4-(4-

*fluorophenethoxy)phenyl)-2,6-dimethylpyridin-3-yl)acetate: A mixture of (S)-isopropyl 2-*

5 (5-bromo-4-(4,4-dimethylcyclohex-1-en-1-yl)-2,6-dimethylpyridin-3-yl)-2-(tert-butoxy)acetate (0.1 g, 0.2 mmol), 2-(4-(4-fluorophenethoxy)phenyl)-6-methyl-1,3,6,2-dioxaborocane-4,8-dione (0.1 g, 0.27 mmol), 2-dicyclohexylphosphino-2',6'-

dimethoxybiphenyl (0.018 g, 0.043 mmol) and 2M K<sub>3</sub>PO<sub>4</sub> (0.8 mL, 1.6 mmol) in 1,4-dioxane (2 mL) and water (0.4 mL) was degassed for 10 min. Then, Pd(OAc)<sub>2</sub> (5 mg,

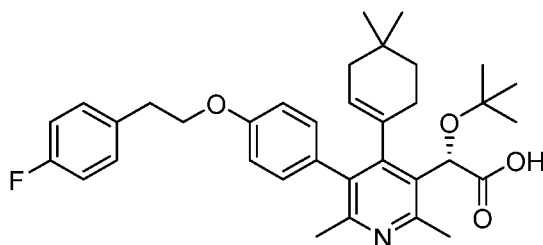
10 0.022 mmol) was added, degassed for 5 min and mixture was heated at 80 °C for 3 h.

After cooling to room temperature, water was added and the mixture was extracted with ethyl acetate, washed with brine, dried (Na<sub>2</sub>SO<sub>4</sub>), filtered and concentrated. The residue

was then purified by Biotage 12 g column (EtOAc/hexane: 5-40%) to afford (S)-isopropyl 2-(tert-butoxy)-2-(4-(4,4-dimethylcyclohex-1-en-1-yl)-5-(4-(4-fluorophenethoxy)phenyl)-

15 2,6-dimethylpyridin-3-yl)acetate (0.035 g, 0.058 mmol, 27 % yield) as foam. LCMS (M+H) = 602.4.

#### Example 46



20

*(S)*-2-(tert-Butoxy)-2-(4-(4,4-dimethylcyclohex-1-en-1-yl)-5-(4-(4-

*fluorophenethoxy)phenyl)-2,6-dimethylpyridin-3-yl)acetic acid: A solution of (S)-*

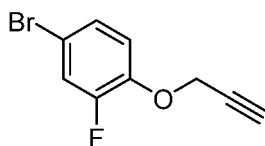
isopropyl 2-(tert-butoxy)-2-(4-(4,4-dimethylcyclohex-1-en-1-yl)-5-(4-(4-

fluorophenethoxy)phenyl)-2,6-dimethylpyridin-3-yl)acetate (0.035 g, 0.058 mmol) in

25 EtOH (1 mL) was added sodium hydroxide (0.04 g, 1.0 mmol). The mixture was stirred

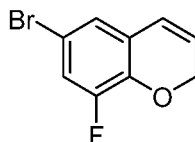
at 85 °C for 4 h, cooled and purified by prep HPLC to afford (S)-2-(tert-butoxy)-2-(4-(4,4-dimethylcyclohex-1-en-1-yl)-5-(4-(4-fluorophenethoxy)phenyl)-2,6-dimethylpyridin-3-yl)acetic acid (0.0241 g, 0.043 mmol, 74.0 % yield). LCMS (M+H) = 560.2.

5



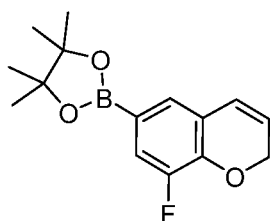
*4-Bromo-2-fluoro-1-(prop-2-yn-1-yloxy)benzene*: To a solution of 4-bromo-2-fluorophenol (5 g, 26.2 mmol) in DMF (40 mL) was added K<sub>2</sub>CO<sub>3</sub> (10 g, 72.4 mmol) and 3-bromoprop-1-yne (3.2 mL, 28.7 mmol). The mixture was stirred at rt for 20 h and filtered off the solid. The filtrate was diluted with ether, washed with water, 1N NaOH, brine, dried (MgSO<sub>4</sub>), concentrated to dryness to afford 4-bromo-2-fluoro-1-(prop-2-yn-1-yloxy)benzene (5.5 g, 24.01 mmol, 92 % yield) as a brown liquid. <sup>1</sup>H NMR (500MHz, CDCl<sub>3</sub>) δ 7.32 - 7.27 (m, 1H), 7.25 - 7.22 (m, 1H), 7.02 (t, *J*=8.7 Hz, 1H), 4.77 (d, *J*=2.4 Hz, 2H), 2.57 (t, *J*=2.4 Hz, 1H).

15



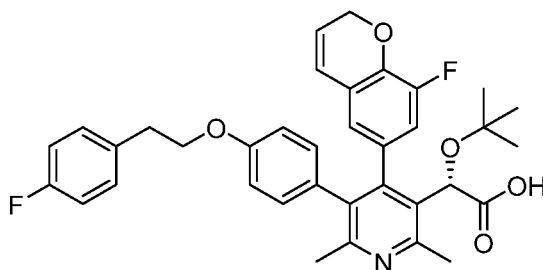
*6-Bromo-8-fluoro-2H-chromene*: A solution of 4-bromo-2-fluoro-1-(prop-2-yn-1-yloxy)benzene (5.5 g, 24.01 mmol) in N,N-diethylaniline (50 mL) was heated at 210 °C for 20 h, cooled, diluted with hexane/ether and washed with ice chilled 2N HCl (4x), 1N NaOH, brine, dried (MgSO<sub>4</sub>), filtered, concentrated and purified by ISCO 120 g cartridge to afford 6-bromo-8-fluoro-2H-chromene (2.4 g, 10.48 mmol, 43.6 % yield) as brown liquid. <sup>1</sup>H NMR (500MHz, CDCl<sub>3</sub>) δ 7.11 - 7.06 (m, 1H), 6.91 (t, *J*=1.9 Hz, 1H), 6.39 (dq, *J*=10.1, 1.9 Hz, 1H), 5.89 (dt, *J*=10.0, 3.5 Hz, 1H), 4.92 (dd, *J*=3.5, 2.0 Hz, 2H).

25



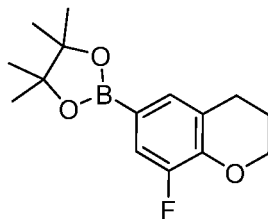
2-(8-Fluoro-2H-chromen-6-yl)-4,4,5,5-tetramethyl-1,3,2-dioxaborolane: A mixture of 6-bromo-8-fluoro-2H-chromene (1.5 g, 6.55 mmol), potassium acetate (1.9 g, 19.6 mmol) and 4,4,4',4',5,5,5',5'-octamethyl-2,2'-bi(1,3,2-dioxaborolane) (3.2 g, 12.60 mmol) in dioxane (30 mL) was degassed for 5 min. Then, Pd(Ph<sub>3</sub>P)<sub>4</sub> (0.378 g, 0.327 mmol) was added, degassed for 5 min and heated at 80 °C for 18 h. Then, diluted with EtOAc, washed water, brine, dried (MgSO<sub>4</sub>), filtered, evaporated solvent and purified on Biotage 120 g column (0-30% EtOAc/Hex) to afford 2-(8-fluoro-2H-chromen-6-yl)-4,4,5,5-tetramethyl-1,3,2-dioxaborolane (1.4 g, 5.07 mmol, 77 % yield) as colorless viscous oil. <sup>1</sup>H NMR (500MHz, CDCl<sub>3</sub>) δ 7.37 (dd, *J*=11.0, 1.3 Hz, 1H), 7.21 (s, 1H), 6.46 (dd, *J*=9.9, 1.9 Hz, 1H), 5.80 (dt, *J*=9.9, 3.5 Hz, 1H), 4.96 (dd, *J*=3.5, 2.0 Hz, 2H), 1.35 (s, 12H).

#### Example 47

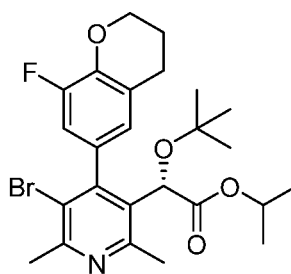


(*S*)-2-(tert-Butoxy)-2-(4-(8-fluoro-2H-chromen-6-yl)-5-(4-(4-fluorophenethoxy)phenyl)-2,6-dimethylpyridin-3-yl)acetic acid: A mixture of (*S*)-isopropyl 2-(5-bromo-4-iodo-2,6-dimethylpyridin-3-yl)-2-(tert-butoxy)acetate (0.06g, 0.124 mmol), 2-(8-fluoro-2H-chromen-6-yl)-4,4,5,5-tetramethyl-1,3,2-dioxaborolane (0.036 g, 0.130 mmol) and 2M Na<sub>2</sub>CO<sub>3</sub> (0.5 mL, 1 mmol) in dioxane (1 mL) was degassed for 5 min. Then, PdCl<sub>2</sub>(dppf)-CH<sub>2</sub>Cl<sub>2</sub> adduct (0.015 g, 0.018 mmol) was added, degassed for 5 min and placed in a pre-heated oil bath 60 °C for 3 h. The reaction mixture was cooled and added (4-(4-fluorophenethoxy)phenyl)boronic acid (0.05 g, 0.192 mmol) and stirred at 85 °C for 4 h. The reaction mixture was cooled down and extracted with EtOAc (2x). The

combined organic solution was concentrated and treated with sodium hydroxide (0.1 g, 2.5 mmol) in EtOH (2ml) at 85 °C for 2.5 h. Then, cooled and purified by prep HPLC to afford (S)-2-(tert-butoxy)-2-(4-(8-fluoro-2H-chromen-6-yl)-5-(4-(4-fluorophenethoxy)phenyl)-2,6-dimethylpyridin-3-yl)acetic acid (0.0026 g, 4.25  $\mu$ mol, 3.43 % yield). LCMS (M+H) = 600.2.



2-(8-Fluorochroman-6-yl)-4,4,5,5-tetramethyl-1,3,2-dioxaborolane: A solution of 2-(8-fluoro-2H-chromen-6-yl)-4,4,5,5-tetramethyl-1,3,2-dioxaborolane (0.8 g, 2.90 mmol) in MeOH (15 mL) was degassed and 10%Pd/C (0.2 g, 0.188 mmol) was added and degassed and filled with H<sub>2</sub>. The reaction mixture was stirred under H<sub>2</sub> balloon pressure for 1 h, filtered off the solid and concentrated to dryness to afford 2-(8-fluorochroman-6-yl)-4,4,5,5-tetramethyl-1,3,2-dioxaborolane (0.806 g, 2.90 mmol, 100 % yield) as a solid. <sup>1</sup>H NMR (500MHz, CDCl<sub>3</sub>)  $\delta$  7.42 - 7.31 (m, 2H), 4.32 - 4.27 (m, 2H), 2.83 (t, J=6.5 Hz, 2H), 2.08 - 2.02 (m, 2H), 1.35 (s, 12H).

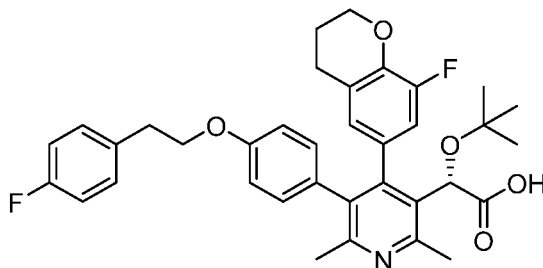


(S)-Isopropyl 2-(5-bromo-4-(8-fluorochroman-6-yl)-2,6-dimethylpyridin-3-yl)-2-(tert-butoxy)acetate: A mixture of (S)-isopropyl 2-(5-bromo-4-iodo-2,6-dimethylpyridin-3-yl)-2-(tert-butoxy)acetate (1 g, 2.065 mmol), 2-(8-fluoroisochroman-6-yl)-4,4,5,5-tetramethyl-1,3,2-dioxaborolane (0.7 g, 2.52 mmol) and 2M Na<sub>2</sub>CO<sub>3</sub> (3.6 mL, 7.20 mmol) in dioxane (8 mL) was degassed for 10 min. Then, PdCl<sub>2</sub>(dppf)-CH<sub>2</sub>Cl<sub>2</sub> adduct (0.169 g, 0.207 mmol) was added, degassed for 5 min and placed in a pre-heated oil bath

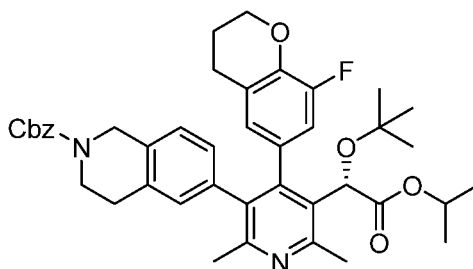
60 °C for 5 h. The reaction mixture was cooled down and diluted with EtOAc, washed with water, brine, dried (MgSO<sub>4</sub>), concentrated and purified by ISCO 80 g column (EtOAc/Hex: 0 to 20 %) to afford (S)-isopropyl 2-(5-bromo-4-(8-fluorochroman-6-yl)-2,6-dimethylpyridin-3-yl)-2-(tert-butoxy)acetate (0.66 g, 1.298 mmol, 62.9 % yield).

5 LCMS (M+H) = 508.25 and 510.15.

#### Example 48

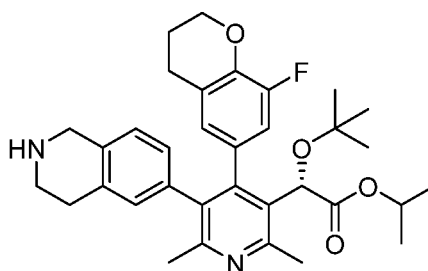


10 *(S)*-2-(*tert*-Butoxy)-2-(4-(8-fluorochroman-6-yl)-5-(4-(4-fluorophenethoxy)phenyl)-2,6-dimethylpyridin-3-yl)acetic acid: A mixture of (S)-isopropyl 2-(5-bromo-4-(8-fluorochroman-6-yl)-2,6-dimethylpyridin-3-yl)-2-(tert-butoxy)acetate (0.06 g, 0.118 mmol), (4-(4-fluorophenethoxy)phenyl)boronic acid (0.031 g, 0.118 mmol), and 2M sodium carbonate (0.15 mL, 0.3 mmol) in 1,4-dioxane (1ml) was degassed for 10 min. Then, PdCl<sub>2</sub>(dppf)-CH<sub>2</sub>Cl<sub>2</sub> adduct (0.096 g, 0.118 mmol) was added, degassed for 5 min  
15 and the mixture was heated at 80 °C for 5 h. After cooling to room temperature, water was added and the mixture was extracted with ethyl acetate (2x1ml). The combined organic solution was concentrated to and treated with sodium hydroxide (0.08 g, 2 mmol) and EtOH (1ml) at 80 °C for 3 h. Then, cooled and purified by prep HPLC to afford (S)-2-(tert-butoxy)-2-(4-(8-fluorochroman-6-yl)-5-(4-(4-fluorophenethoxy)phenyl)-2,6-  
20 dimethylpyridin-3-yl)acetic acid (0.0688g, 96%). LCMS (M+H) = 602.1.



*(S)*-Benzyl 6-(5-(1-(*tert*-butoxy)-2-isopropoxy-2-oxoethyl)-4-(8-fluorochroman-6-yl)-2,6-dimethylpyridin-3-yl)-3,4-dihydroisoquinoline-2(1H)-carboxylate: A mixture of (S)-

isopropyl 2-(5-bromo-4-(8-fluorochroman-6-yl)-2,6-dimethylpyridin-3-yl)-2-(tert-butoxy)acetate (0.6 g, 1.18 mmol), benzyl 6-(6-methyl-4,8-dioxo-1,3,6,2-dioxazaborocan-2-yl)-3,4-dihydroisoquinoline-2(1H)-carboxylate (0.6 g, 1.421 mmol), 2-dicyclohexylphosphino-2',6'-dimethoxybiphenyl (0.097 g, 0.236 mmol) and 2M K<sub>3</sub>PO<sub>4</sub> (4.43 ml, 8.86 mmol) in 1,4-dioxane (5 ml) and water (1 ml) was degassed for 10 min. Then, Pd(OAc)<sub>2</sub> (0.026 g, 0.118 mmol) was added, degassed for 5 min and mixture was heated at 80 °C for 3 h. After cooling to room temperature, water was added and the mixture was extracted with ethyl acetate, washed with brine, dried (Na<sub>2</sub>SO<sub>4</sub>), filtered and concentrated. The residue was then purified by silica gel chromatography (EtOAc/hexane: 0-60%) to afford (S)-benzyl 6-(5-(1-(tert-butoxy)-2-isopropoxy-2-oxoethyl)-4-(8-fluorochroman-6-yl)-2,6-dimethylpyridin-3-yl)-3,4-dihydroisoquinoline-2(1H)-carboxylate (0.45 g, 0.648 mmol, 54.9 %) as white foam. LCMS (M+H) = 695.5.



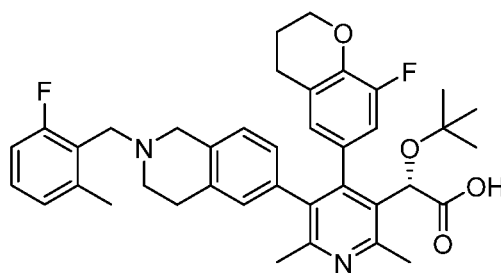
15

(S)-Isopropyl 2-(tert-butoxy)-2-(4-(8-fluorochroman-6-yl)-2,6-dimethyl-5-(1,2,3,4-tetrahydroisoquinolin-6-yl)pyridin-3-yl)acetate: A solution of (S)-benzyl 6-(5-(1-(tert-butoxy)-2-isopropoxy-2-oxoethyl)-4-(8-fluorochroman-6-yl)-2,6-dimethylpyridin-3-yl)-3,4-dihydroisoquinoline-2(1H)-carboxylate (0.45 g, 0.648 mmol) in Ethanol (20 mL) was degassed with N<sub>2</sub>. Then, 10% Pd/C (0.069 g, 0.065 mmol) was added, degassed, filled with H<sub>2</sub>. 1M HCl (1.4 mL, 1.400 mmol) was injected dropwise. The reaction mixture was stirred under H<sub>2</sub> balloon pressure for 20 h, filtered off the solid and concentrated to dryness to afford (S)-isopropyl 2-(tert-butoxy)-2-(4-(8-fluorochroman-6-yl)-2,6-dimethyl-5-(1,2,3,4-tetrahydroisoquinolin-6-yl)pyridin-3-yl)acetate, 2HCl as a grey solid (0.41 g, 100%). LCMS (M+H) = 561.4.

25



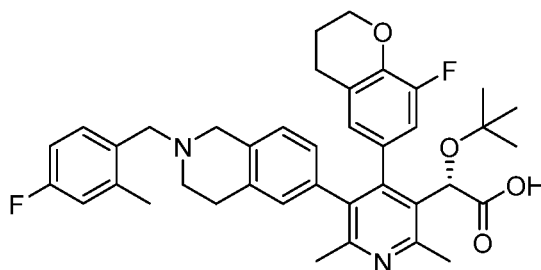
## Example 49



5 *(S)*-2-(*tert*-Butoxy)-2-(5-(2-(2-fluoro-6-methylbenzyl)-1,2,3,4-tetrahydroisoquinolin-6-yl)-  
 4-(8-fluorochroman-6-yl)-2,6-dimethylpyridin-3-yl)acetic acid: A solution of (*S*)-  
 isopropyl 2-(*tert*-butoxy)-2-(4-(8-fluorochroman-6-yl)-2,6-dimethyl-5-(1,2,3,4-  
 tetrahydroisoquinolin-6-yl)pyridin-3-yl)acetate, 2 HCl (0.015 g, 0.024 mmol), TEA (0.02  
 ml, 0.143 mmol) and 2-fluoro-6-methylbenzaldehyde (7 mg, 0.051 mmol) in EtOH (0.5  
 ml) was stirred at rt for 18 h. Then, sodium triacetoxyborohydride (0.025g, 0.118 mmol)  
 10 was added. The mixture was stirred at rt for 2 h and then added sodium hydroxide (0.04  
 g, 1 mmol). The mixture was heated at 80 °C in a sealed vial for 2 h and cooled down,  
 purified by prep HPLC to afford (*S*)-2-(*tert*-butoxy)-2-(5-(2-(2-fluoro-6-methylbenzyl)-  
 1,2,3,4-tetrahydroisoquinolin-6-yl)-4-(8-fluorochroman-6-yl)-2,6-dimethylpyridin-3-  
 yl)acetic acid (0.0118 g, 0.018 mmol, 78 % yield). LCMS (M+H) = 641.2.

15

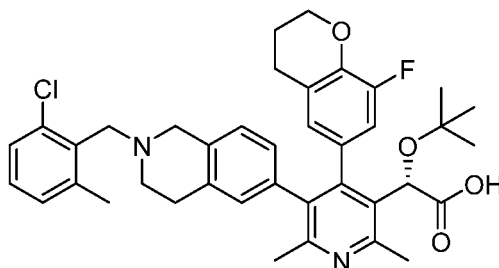
## Example 50



20 *(S)*-2-(*tert*-Butoxy)-2-(5-(2-(4-fluoro-2-methylbenzyl)-1,2,3,4-tetrahydroisoquinolin-6-yl)-  
 4-(8-fluorochroman-6-yl)-2,6-dimethylpyridin-3-yl)acetic acid: A solution of (*S*)-  
 isopropyl 2-(*tert*-butoxy)-2-(4-(8-fluorochroman-6-yl)-2,6-dimethyl-5-(1,2,3,4-  
 tetrahydroisoquinolin-6-yl)pyridin-3-yl)acetate, 2 HCl (0.015 g, 0.024 mmol), TEA (0.02  
 ml, 0.143 mmol) and 4-fluoro-2-methylbenzaldehyde (10 mg, 0.072 mmol) in EtOH (0.5  
 ml) was stirred at rt for 18 h. Then, sodium triacetoxyborohydride (0.025g, 0.118 mmol)

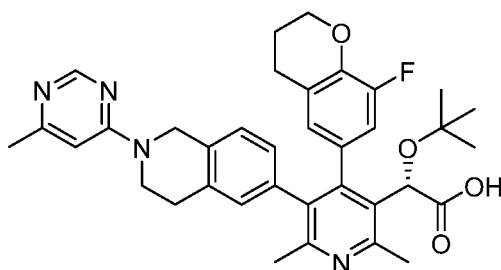
was added. The mixture was stirred at rt for 2 h and added sodium hydroxide (0.02 g, 0.500 mmol). The mixture was heated at 85°C in a sealed vial for 2 h and cooled down and purified by prep HPLC to afford (S)-2-(tert-butoxy)-2-(5-(2-(4-fluoro-2-methylbenzyl)-1,2,3,4-tetrahydroisoquinolin-6-yl)-4-(8-fluorochroman-6-yl)-2,6-dimethylpyridin-3-yl)acetic acid (0.0113 g, 0.018 mmol, 74.5 % yield). LCMS (M+H) = 641.2.

### Example 51



- 10 (S)-2-(tert-Butoxy)-2-(5-(2-(2-chloro-6-methylbenzyl)-1,2,3,4-tetrahydroisoquinolin-6-yl)-4-(8-fluorochroman-6-yl)-2,6-dimethylpyridin-3-yl)acetic acid: A mixture of (S)-isopropyl 2-(tert-butoxy)-2-(4-(8-fluorochroman-6-yl)-2,6-dimethyl-5-(1,2,3,4-tetrahydroisoquinolin-6-yl)pyridin-3-yl)acetate, 2 HCl (0.020 g, 0.032 mmol), DIPEA (0.03 ml, 0.172 mmol), 2-chloro-6-methylbenzaldehyde (0.016 g, 0.103 mmol) and
- 15 MgSO<sub>4</sub> (0.3g) in EtOH (0.5 mL) was stirred at rt for 18 h. Then, sodium triacetoxymethylborohydride (0.03 g, 0.142 mmol) was added. The mixture was stirred at rt for 2 h, filtered off the solid. The filtrate was treated with sodium hydroxide (0.05 g, 1.250 mmol) at 85 °C in a sealed vial for 2 h and purified by prep HPLC to afford (S)-2-(tert-butoxy)-2-(5-(2-(2-chloro-6-methylbenzyl)-1,2,3,4-tetrahydroisoquinolin-6-yl)-4-(8-fluorochroman-6-yl)-2,6-dimethylpyridin-3-yl)acetic acid (0.0074 g, 10.92 μmol, 34.6 %
- 20 yield). LCMS (M+H) = 657.2.

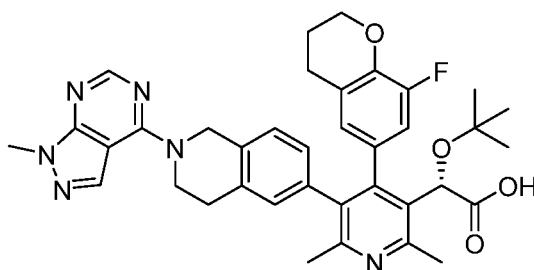
## Example 52



5 *(S)*-2-(*tert*-Butoxy)-2-(4-(8-fluorochroman-6-yl)-2,6-dimethyl-5-(2-(6-methylpyrimidin-4-yl)-1,2,3,4-tetrahydroisoquinolin-6-yl)pyridin-3-yl)acetic acid: A solution of (*S*)-isopropyl 2-(*tert*-butoxy)-2-(4-(8-fluorochroman-6-yl)-2,6-dimethyl-5-(1,2,3,4-tetrahydroisoquinolin-6-yl)pyridin-3-yl)acetate, 2 HCl (0.015 g, 0.024 mmol), potassium carbonate (0.03 g, 0.217 mmol) and 4-chloro-6-methylpyrimidine (4.57 mg, 0.036 mmol) in dioxane (0.5 mL) was stirred at 100 °C for 20 h in a sealed vial, and then treated with  
10 sodium hydroxide (0.02 g, 0.500 mmol) in EtOH (1ml) at 85 °C for 2 h. Then, cooled and purified by prep HPLC to afford (*S*)-2-(*tert*-butoxy)-2-(4-(8-fluorochroman-6-yl)-2,6-dimethyl-5-(2-(6-methylpyrimidin-4-yl)-1,2,3,4-tetrahydroisoquinolin-6-yl)pyridin-3-yl)acetic acid (0.0082 g, 0.013 mmol, 56.7 % yield). LCMS (*M*+*H*) = 611.2.

15

## Example 53

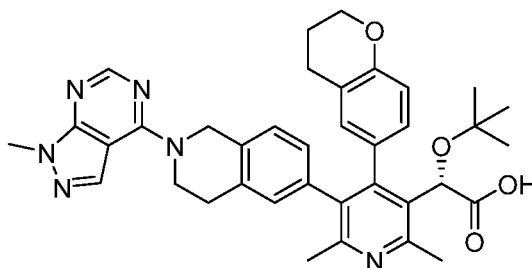


*(S)*-2-(*tert*-Butoxy)-2-(4-(8-fluorochroman-6-yl)-2,6-dimethyl-5-(2-(1-methyl-1H-pyrazolo[3,4-d]pyrimidin-4-yl)-1,2,3,4-tetrahydroisoquinolin-6-yl)pyridin-3-yl)acetic acid: To a mixture of (*S*)-isopropyl 2-(*tert*-butoxy)-2-(4-(8-fluorochroman-6-yl)-2,6-dimethyl-5-(1,2,3,4-tetrahydroisoquinolin-6-yl)pyridin-3-yl)acetate, 2 HCl (0.03 g, 0.047 mmol), and 4-chloro-1-methyl-1H-pyrazolo[3,4-d]pyrimidine (0.02g, 0.119 mmol) was added acetonitrile (1 mL), and cesium carbonate (0.05 g, 0.153 mmol), and heated at 100 °C for 24 h in a seal vessel, filtered off the solid, (washed the solid with EtOH). The filtrate was concentrated and redissolved in EtOH (0.5 ml). Sodium hydroxide (0.03 g,  
20

0.750 mmol) was added and the mixture was heated at 85 °C for 2 h, cooled down and purified by prep HPLC to afford (S)-2-(tert-butoxy)-2-(4-(8-fluorochroman-6-yl)-2,6-dimethyl-5-(2-(1-methyl-1H-pyrazolo[3,4-d]pyrimidin-4-yl)-1,2,3,4-tetrahydroisoquinolin-6-yl)pyridin-3-yl)acetic acid (0.0099 g, 0.015 mmol, 32.1 % yield).

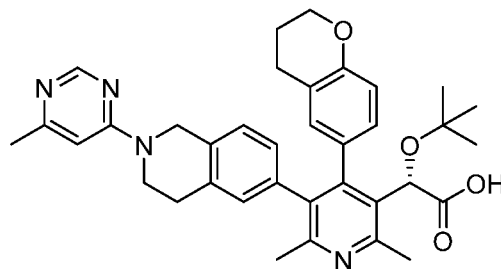
5 LCMS (M+H) =651.2.

#### Example 54



- 10 (S)-2-(tert-Butoxy)-2-(4-(chroman-6-yl)-2,6-dimethyl-5-(2-(1-methyl-1H-pyrazolo[3,4-d]pyrimidin-4-yl)-1,2,3,4-tetrahydroisoquinolin-6-yl)pyridin-3-yl)acetic acid: To a mixture of (S)-isopropyl 2-(tert-butoxy)-2-(4-(chroman-6-yl)-2,6-dimethyl-5-(1,2,3,4-tetrahydroisoquinolin-6-yl)pyridin-3-yl)acetate, 2 HCl (0.05 g, 0.081 mmol), and 4-chloro-1-methyl-1H-pyrazolo[3,4-d]pyrimidine (0.04 g, 0.237 mmol) was added dioxane
- 15 (0.5 mL), and potassium carbonate (0.04 g, 0.289 mmol), sealed and heated at 100 °C for 24 h in a seal vessel and filtered off the solid, (washed the solid with EtOH). The filtrate was concentrated and redissolved in EtOH (0.5 ml). Sodium hydroxide (0.03 g, 0.750 mmol) was added and the mixture was heated at 85 °C for 2 h. Then, cooled down and purified by prep HPLC to afford (S)-2-(tert-butoxy)-2-(4-(chroman-6-yl)-2,6-dimethyl-5-(2-(1-methyl-1H-pyrazolo[3,4-d]pyrimidin-4-yl)-1,2,3,4-tetrahydroisoquinolin-6-yl)pyridin-3-yl)acetic acid (0.0049 g, 7.20 μmol, 8.87 % yield). LCMS = 633.2.
- 20

#### Example 55



*(S)*-2-(*tert*-Butoxy)-2-(4-(chroman-6-yl)-2,6-dimethyl-5-(2-(6-methylpyrimidin-4-yl)-

1,2,3,4-tetrahydroisoquinolin-6-yl)pyridin-3-yl)acetic acid: To a solution of (*S*)-

isopropyl 2-(*tert*-butoxy)-2-(4-(chroman-6-yl)-2,6-dimethyl-5-(1,2,3,4-

5 tetrahydroisoquinolin-6-yl)pyridin-3-yl)acetate, 2 HCl (0.05 g, 0.081 mmol) and 4-

chloro-6-methylpyrimidine (0.021 g, 0.162 mmol) and sodium iodide (2 mg, 0.013 mmol)

in dioxane (0.5 mL) was added potassium carbonate (0.03 g, 0.217 mmol) and heated at

100 °C in a seal vial for 16h, filtered off the solid and concentrated. The residue treated

with sodium hydroxide (0.015 g, 0.375 mmol) and MeOH (0.5 mL) at 85 °C in sealed vial

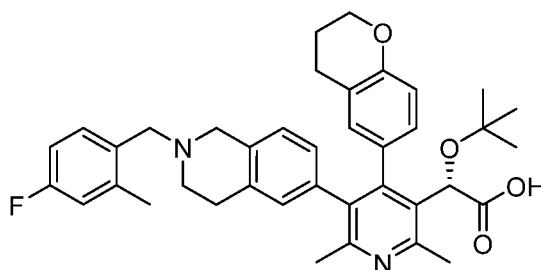
for 2 h. Then, cooled and purified by prep HPLC to afford (*S*)-2-(*tert*-butoxy)-2-(4-

10 (chroman-6-yl)-2,6-dimethyl-5-(2-(6-methylpyrimidin-4-yl)-1,2,3,4-

tetrahydroisoquinolin-6-yl)pyridin-3-yl)acetic acid (0.0068 g, 0.011 mmol, 31.0 % yield).

LCMS (M+H) = 593.2.

#### Example 56



*(S)*-2-(*tert*-Butoxy)-2-(4-(chroman-6-yl)-5-(2-(4-fluoro-2-methylbenzyl)-1,2,3,4-

tetrahydroisoquinolin-6-yl)-2,6-dimethylpyridin-3-yl)acetic acid: A solution of (*S*)-

20 isopropyl 2-(*tert*-butoxy)-2-(4-(chroman-6-yl)-2,6-dimethyl-5-(1,2,3,4-

tetrahydroisoquinolin-6-yl)pyridin-3-yl)acetate, 2 HCl (0.015 g, 0.024 mmol), TEA (0.02

ml, 0.143 mmol) and 4-fluoro-2-methylbenzaldehyde (7 mg, 0.051 mmol) in EtOH (0.5

ml) was stirred at rt for 18 h. The, sodium triacetoxymethylborohydride (0.025g, 0.118 mmol)

was added. The mixture was stirred at rt for 2 h and added sodium hydroxide (0.04 g,

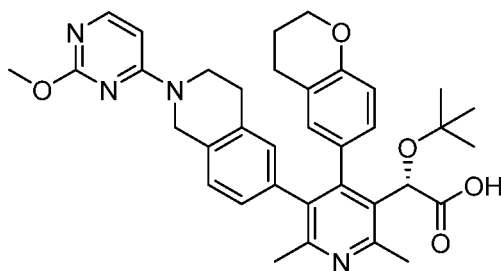
25 1.000 mmol). The mixture was heated at 85 °C in a sealed vial for 3 h and purified by

prep HPLC to afford (*S*)-2-(*tert*-butoxy)-2-(4-(chroman-6-yl)-5-(2-(4-fluoro-2-

methylbenzyl)-1,2,3,4-tetrahydroisoquinolin-6-yl)-2,6-dimethylpyridin-3-yl)acetic acid

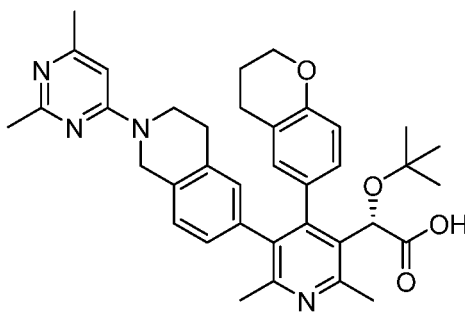
(0.0138 g, 0.022 mmol, 91 % yield). LCMS (M+H) =623.3.

## Example 57



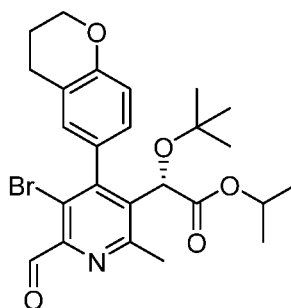
- 5 *(S)*-2-(*tert*-Butoxy)-2-(4-(chroman-6-yl)-5-(2-(2-methoxypyrimidin-4-yl)-1,2,3,4-tetrahydroisoquinolin-6-yl)-2,6-dimethylpyridin-3-yl)acetic acid: To a solution of (*S*)-isopropyl 2-(*tert*-butoxy)-2-(4-(chroman-6-yl)-2,6-dimethyl-5-(1,2,3,4-tetrahydroisoquinolin-6-yl)pyridin-3-yl)acetate, 2 HCl (0.015 g, 0.024 mmol) and 4-chloro-6-methoxypyrimidine (0.01 g, 0.069 mmol) in ACN (0.5 mL) was added
- 10 potassium carbonate (0.02 g, 0.145 mmol) and heated at 100 °C for 18 h in a sealed vial. Then, cooled, filtered off the solid, removed the solvent and treated with EtOH (1 ml) and sodium hydroxide (0.975 mg, 0.024 mmol). The resulting mixture was heated at 85 °C for 3 h and purified by prep HPLC to afford (*S*)-2-(*tert*-butoxy)-2-(4-(chroman-6-yl)-5-(2-(2-methoxypyrimidin-4-yl)-1,2,3,4-tetrahydroisoquinolin-6-yl)-2,6-dimethylpyridin-3-yl)acetic acid (0.0077 g, 0.013 mmol, 51.4 % yield). LCMS (M+H) = 609.4.
- 15

## Example 58



- 20 *(S)*-2-(*tert*-Butoxy)-2-(4-(chroman-6-yl)-5-(2-(2,6-dimethylpyrimidin-4-yl)-1,2,3,4-tetrahydroisoquinolin-6-yl)-2,6-dimethylpyridin-3-yl)acetic acid: To a solution of (*S*)-isopropyl 2-(*tert*-butoxy)-2-(4-(chroman-6-yl)-2,6-dimethyl-5-(1,2,3,4-tetrahydroisoquinolin-6-yl)pyridin-3-yl)acetate, 2 HCl (0.015 g, 0.024 mmol) and 4-chloro-2,6-dimethylpyrimidine (0.01 g, 0.070 mmol) in ACN (0.5 mL) was added

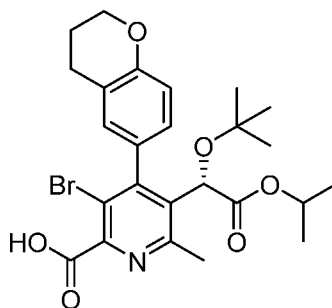
potassium carbonate (0.02 g, 0.145 mmol) and heated at 100 °C for 18 h in a sealed vial, filtered off the solid, removed the solvent and the residue was treated with EtOH (1 ml) and sodium hydroxide (0.975 mg, 0.024 mmol). The resulting mixture was heated at 85 °C for 3 h and purified by prep HPLC to afford (S)-2-(tert-butoxy)-2-(4-(chroman-6-yl)-5-(2-(2,6-dimethylpyrimidin-4-yl)-1,2,3,4-tetrahydroisoquinolin-6-yl)-2,6-dimethylpyridin-3-yl)acetic acid (0.0053 g, 8.47 μmol, 34.8 % yield). LCMS (M+H) = 607.2.



10

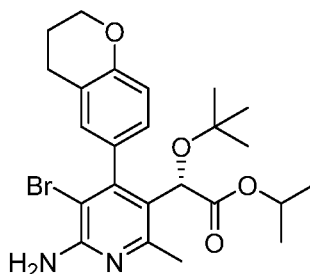
(S)-Isopropyl 2-(5-bromo-4-(chroman-6-yl)-6-formyl-2-methylpyridin-3-yl)-2-(tert-butoxy)acetate: To a stirred solution of (S)-isopropyl 2-(5-bromo-4-(chroman-6-yl)-6-(hydroxymethyl)-2-methylpyridin-3-yl)-2-(tert-butoxy)acetate (0.76 g, 1.501 mmol) in CH<sub>2</sub>Cl<sub>2</sub> (8 mL) was added Dess-Martin Periodinane (0.764 g, 1.801 mmol) one portion at rt. After 16 h, the reaction mixture was diluted with ether (25 mL), washed with 1M NaOH (2 x 5 ml), brine (5 mL), dried (Na<sub>2</sub>SO<sub>4</sub>), filtered and concentrated to give yellow paste which was purified by silica gel chromatography (EtOAc/hexane : 5-30%) to afford (S)-isopropyl 2-(5-bromo-4-(chroman-6-yl)-6-formyl-2-methylpyridin-3-yl)-2-(tert-butoxy)acetate (0.6 g, 1.190 mmol, 79 % yield) as paste. LCMS (M+H) = 504.10 and 506.00.

20



*(S)*-3-Bromo-5-(1-(*tert*-butoxy)-2-isopropoxy-2-oxoethyl)-4-(chroman-6-yl)-6-methylpicolinic acid: To a solution of (*S*)-isopropyl 2-(5-bromo-4-(chroman-6-yl)-6-formyl-2-methylpyridin-3-yl)-2-(*tert*-butoxy)acetate (0.6 g, 1.190 mmol) in DMSO (10 mL) was added potassium phosphate monobasic (0.8 g, 5.88 mmol) in water (5 mL) followed by sodium chlorite (0.54 g, 5.97 mmol) in water (5 mL) and the mixture was stirred at rt for 30 h. The mixture was then saturated with brine and extracted with ethyl acetate, dried (Na<sub>2</sub>SO<sub>4</sub>), filtered and concentrated to afford (*S*)-3-bromo-5-(1-(*tert*-butoxy)-2-isopropoxy-2-oxoethyl)-4-(chroman-6-yl)-6-methylpicolinic acid (0.56 g, 1.076 mmol, 90 % yield). The crude product was used in next step without purification.

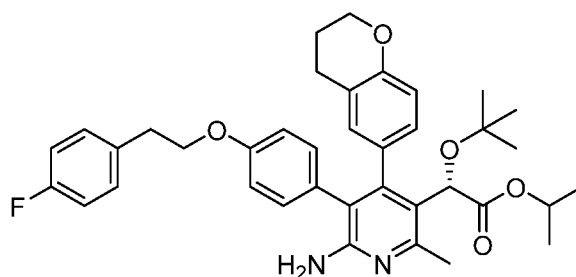
LCMS (M+H) = 522.3.



*(S)*-Isopropyl 2-(6-amino-5-bromo-4-(chroman-6-yl)-2-methylpyridin-3-yl)-2-(*tert*-

*butoxy*)acetate: To a solution of (*S*)-3-bromo-5-(1-(*tert*-butoxy)-2-isopropoxy-2-oxoethyl)-4-(chroman-6-yl)-6-methylpicolinic acid (0.56 g, 1.076 mmol) and TEA (0.300 mL, 2.152 mmol) in toluene (10 mL) was added water (0.097 mL, 5.38 mmol) followed by diphenylphosphoryl azide (0.465 mL, 2.152 mmol) and the resulting mixture was heated at 90 °C for 2 h. The mixture was then cooled to room temperature, diluted with EtOAc and washed with sat. NaHCO<sub>3</sub> solution, water and brine. The organic layer was then dried (Na<sub>2</sub>SO<sub>4</sub>), filtered and concentrated. The residue was purified by silica gel chromatography (EtOAc/hexane : 5-80%) to afford (*S*)-isopropyl 2-(6-amino-5-bromo-4-(chroman-6-yl)-2-methylpyridin-3-yl)-2-(*tert*-butoxy)acetate (0.38 g, 0.773 mmol, 71.9 % yield) as a solid. <sup>1</sup>H NMR (500MHz, CDCl<sub>3</sub>) δ 7.08 - 6.85 (m, *J*=3.3 Hz, 3H), 5.12 - 4.96 (m, 1H), 4.93 (s, 2H), 4.81 (2s, 1H), 4.28 (m, 2H), 2.96 - 2.68 (m, 2H), 2.49 (2s, 3H), 2.13 - 2.04 (m, 2H), 1.29 - 1.24 (m, 3H), 1.23 - 1.17 (m, 3H), 0.99 (2s, 9H). LCMS (M+H) = 491.20; 493.15.





*(S)*-Isopropyl 2-(6-amino-4-(chroman-6-yl)-5-(4-(4-fluorophenethoxy)phenyl)-2-

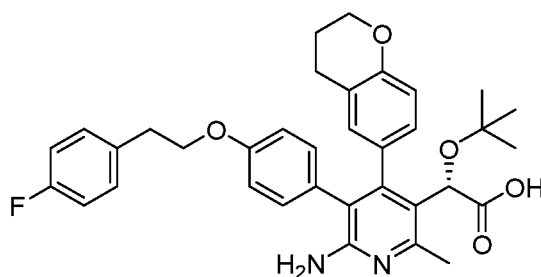
*methylpyridin-3-yl)-2-(tert-butoxy)acetate*: A mixture of (*S*)-isopropyl 2-(6-amino-5-

5 bromo-4-(chroman-6-yl)-2-methylpyridin-3-yl)-2-(tert-butoxy)acetate (0.09 g, 0.183 mmol), (4-(4-fluorophenethoxy)phenyl)boronic acid (0.07 g, 0.269 mmol), 2M sodium carbonate (0.4 mL, 0.800 mmol) and 1,4-dioxane (1.5 mL) in a vial was degassed for 10 min. Then, Pd(Ph<sub>3</sub>P)<sub>4</sub> (0.01 g, 8.65 μmol) was added, degassed for 5 min and the mixture was heated at 85 °C for 4 h. The reaction mixture was cooled down and diluted with

10 EtOAc, washed with water, brine, dried (Na<sub>2</sub>SO<sub>4</sub>), concentrated to and purified by silica gel chromatography (EtOAc/hexanes: 0 to 50%) to afford (*S*)-isopropyl 2-(6-amino-4-(chroman-6-yl)-5-(4-(4-fluorophenethoxy)phenyl)-2-methylpyridin-3-yl)-2-(tert-butoxy)acetate (0.08 g, 0.128 mmol, 69.7 % yield) as a beige solid. LCMS (M+H) = 627.6.

15

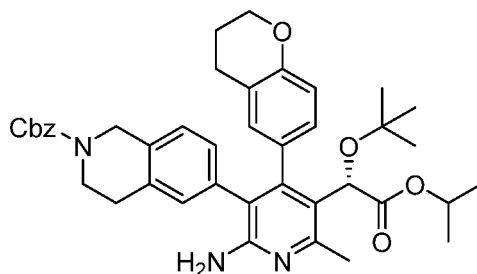
#### Example 59



*(S)*-2-(6-Amino-4-(chroman-6-yl)-5-(4-(4-fluorophenethoxy)phenyl)-2-methylpyridin-3-

20 *yl)-2-(tert-butoxy)acetic acid*: A mixture of (*S*)-isopropyl 2-(6-amino-4-(chroman-6-yl)-5-(4-(4-fluorophenethoxy)phenyl)-2-methylpyridin-3-yl)-2-(tert-butoxy)acetate (0.01 g, 0.016 mmol), sodium hydroxide (0.01 g, 0.250 mmol) in MeOH (0.5 mL) was heated at 80 °C in a sealed tube for 3 h, and purified by prep HPLC to afford (*S*)-2-(6-amino-4-

(chroman-6-yl)-5-(4-(4-fluorophenoxy)phenyl)-2-methylpyridin-3-yl)-2-(tert-butoxy)acetic acid (0.0043 g, 7.13  $\mu$ mol, 44.7 % yield). LCMS (M+H) = 585.2.

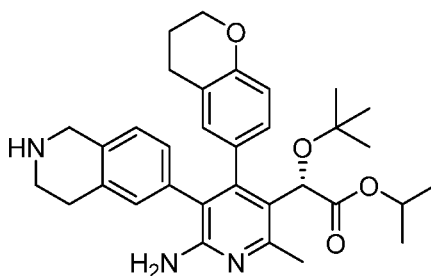


5

(S)-Benzyl 6-(2-amino-5-(1-(tert-butoxy)-2-isopropoxy-2-oxoethyl)-4-(chroman-6-yl)-6-methylpyridin-3-yl)-3,4-dihydroisoquinoline-2(1H)-carboxylate: A mixture of (S)-isopropyl 2-(6-amino-5-bromo-4-(chroman-6-yl)-2-methylpyridin-3-yl)-2-(tert-butoxy)acetate (0.150 g, 0.305 mmol), benzyl 6-(6-methyl-4,8-dioxo-1,3,6,2-

10 dioxazaborocan-2-yl)-3,4-dihydroisoquinoline-2(1H)-carboxylate (0.155 g, 0.366 mmol), 2-dicyclohexylphosphino-2',6'-dimethoxybiphenyl (0.025 g, 0.061 mmol) and 2M  $K_3PO_4$  (1.2 mL, 2.400 mmol) in 1,4-dioxane (2 mL) and water (0.400 mL) was degassed for 10 min. Then,  $Pd(OAc)_2$  (0.07 g, 0.312 mmol) was added, degassed for 5 min and mixture was heated at 80  $^{\circ}C$  for 4 h. After cooling to room temperature, water was added and the mixture was extracted with ethyl acetate, washed with brine, dried ( $Na_2SO_4$ ), filtered and concentrated. The residue was purified by ISCO 24 g column (0-40% EtOAc/hexane) to afford (S)-benzyl 6-(2-amino-5-(1-(tert-butoxy)-2-isopropoxy-2-oxoethyl)-4-(chroman-6-yl)-6-methylpyridin-3-yl)-3,4-dihydroisoquinoline-2(1H)-carboxylate (90 mg, 0.133 mmol, 43.5 % yield) as white foam. LCMS (M+H) = 678.6.

20

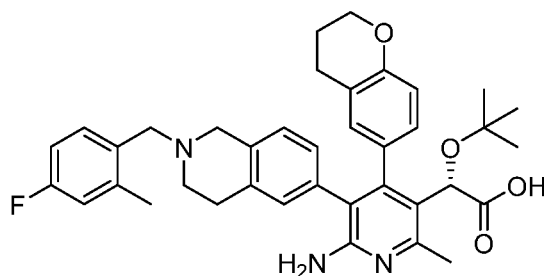


(S)-Isopropyl 2-(6-amino-4-(chroman-6-yl)-2-methyl-5-(1,2,3,4-tetrahydroisoquinolin-6-yl)pyridin-3-yl)-2-(tert-butoxy)acetate: A solution of (S)-benzyl 6-(2-amino-5-(1-(tert-

butoxy)-2-isopropoxy-2-oxoethyl)-4-(chroman-6-yl)-6-methylpyridin-3-yl)-3,4-dihydroisoquinoline-2(1H)-carboxylate (0.11 g, 0.162 mmol) in EtOH (15 mL) was purged with N<sub>2</sub>. 10%Pd/C (0.17g, 0.16 mmol) and 1M HCl (0.325 mL, 0.325 mmol) was added and degassed and filled with H<sub>2</sub>. The reaction mixture was stirred under H<sub>2</sub> balloon pressure for 4 h, filtered off the solid and the filtrate was concentrated to dryness to afford (S)-isopropyl 2-(6-amino-4-(chroman-6-yl)-2-methyl-5-(1,2,3,4-tetrahydroisoquinolin-6-yl)pyridin-3-yl)-2-(tert-butoxy)acetate (0.088 g, 0.162 mmol, 100 % yield). The crude product was used in the next step without purification.

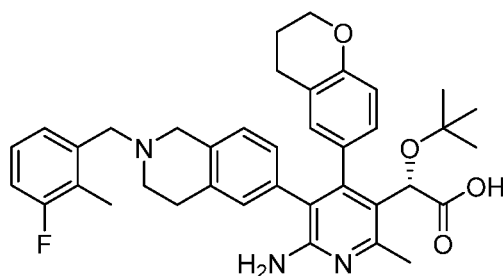
10

## Example 60



(S)-2-(6-Amino-4-(chroman-6-yl)-5-(2-(4-fluoro-2-methylbenzyl)-1,2,3,4-tetrahydroisoquinolin-6-yl)-2-methylpyridin-3-yl)-2-(tert-butoxy)acetic acid: A solution of (S)-isopropyl 2-(6-amino-4-(chroman-6-yl)-2-methyl-5-(1,2,3,4-tetrahydroisoquinolin-6-yl)pyridin-3-yl)-2-(tert-butoxy)acetate, 2 HCl (0.015 g, 0.024 mmol), TEA (0.02 mL, 0.143 mmol) and 4-fluoro-2-methylbenzaldehyde (7 mg, 0.051 mmol) in EtOH (0.5 mL) was stirred at rt for 18 h. Then, sodium triacetoxyborohydride (0.025g, 0.118 mmol) was added and stirred at rt for 2 h. Then, added sodium hydroxide (0.04 g, 1.000 mmol) and the mixture was heated at 85 °C in a sealed vial for 3 h, cooled down and purified by prep HPLC to afford (S)-2-(6-amino-4-(chroman-6-yl)-5-(2-(4-fluoro-2-methylbenzyl)-1,2,3,4-tetrahydroisoquinolin-6-yl)-2-methylpyridin-3-yl)-2-(tert-butoxy)acetic acid (0.0051 g, 8.01 μmol, 32.9 % yield). LCMS (M+H) = 624.2.

## Example 61

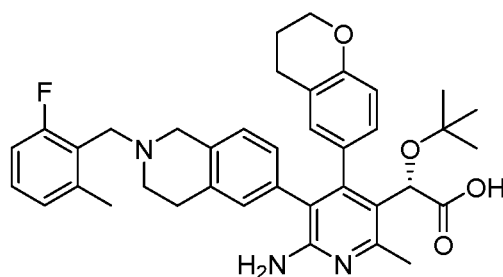


(S)-2-(6-Amino-4-(chroman-6-yl)-5-(2-(3-fluoro-2-methylbenzyl)-1,2,3,4-

- 5 *tetrahydroisoquinolin-6-yl)-2-methylpyridin-3-yl)-2-(tert-butoxy)acetic acid*: A solution of (S)-isopropyl 2-(6-amino-4-(chroman-6-yl)-2-methyl-5-(1,2,3,4-tetrahydroisoquinolin-6-yl)pyridin-3-yl)-2-(tert-butoxy)acetate, 2 HCl (0.015 g, 0.024 mmol), TEA (0.02 ml, 0.143 mmol) and 3-fluoro-2-methylbenzaldehyde (7 mg, 0.051 mmol) in EtOH (0.5 ml) was stirred at rt for 18h. NaBH(OAc)<sub>3</sub> (0.025g, 0.118 mmol) was added and the mixture was stirred at rt for 2 h. Then added sodium hydroxide (0.04 g, 1.000 mmol) and the mixture was heated at 80 °C in a sealed vial for 2 h, cooled down and purified by prep HPLC to afford (S)-2-(6-amino-4-(chroman-6-yl)-5-(2-(3-fluoro-2-methylbenzyl)-1,2,3,4-tetrahydroisoquinolin-6-yl)-2-methylpyridin-3-yl)-2-(tert-butoxy)acetic acid (0.0015 g, 2.357 μmol, 9.69 % yield). LCMS (M+H) = 624.3.

15

## Example 62

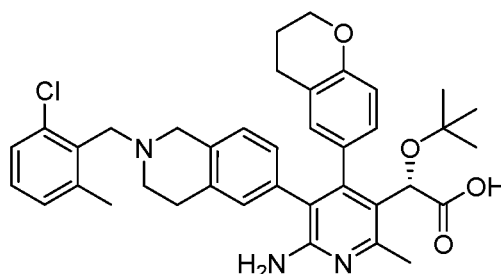


(S)-2-(6-Amino-4-(chroman-6-yl)-5-(2-(2-fluoro-6-methylbenzyl)-1,2,3,4-

- 20 *tetrahydroisoquinolin-6-yl)-2-methylpyridin-3-yl)-2-(tert-butoxy)acetic acid*: A solution of (S)-isopropyl 2-(6-amino-4-(chroman-6-yl)-2-methyl-5-(1,2,3,4-tetrahydroisoquinolin-6-yl)pyridin-3-yl)-2-(tert-butoxy)acetate, 2 HCl (0.015 g, 0.024 mmol), TEA (0.02 ml, 0.143 mmol) and 2-fluoro-6-methylbenzaldehyde (7 mg, 0.051 mmol) in EtOH (0.5 ml) was stirred at rt for 18h. Sodium triacetoxyborohydride (0.025g, 0.118 mmol) was added

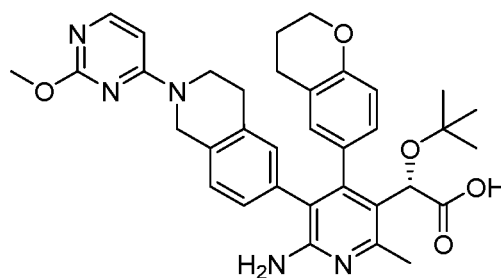
and the mixture was stirred at rt for 2 h. Then, added sodium hydroxide (0.04 g, 1.000 mmol) and heated at 80 °C in a sealed vial for 2 h, cooled down and purified by prep HPLC to afford (S)-2-(6-amino-4-(chroman-6-yl)-5-(2-(2-fluoro-6-methylbenzyl)-1,2,3,4-tetrahydroisoquinolin-6-yl)-2-methylpyridin-3-yl)-2-(tert-butoxy)acetic acid (0.0078 g, 0.012 mmol, 48.8 % yield). LCMS (M+H) = 624.2.

### Example 63



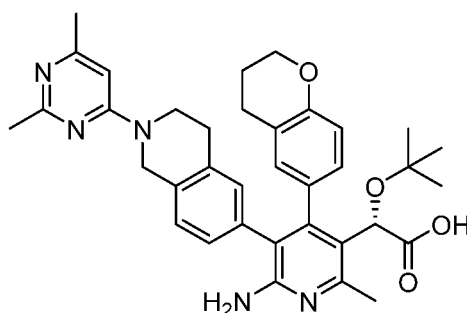
(S)-2-(6-Amino-5-(2-(2-chloro-6-methylbenzyl)-1,2,3,4-tetrahydroisoquinolin-6-yl)-4-(chroman-6-yl)-2-methylpyridin-3-yl)-2-(tert-butoxy)acetic acid: A solution of (S)-isopropyl 2-(6-amino-4-(chroman-6-yl)-2-methyl-5-(1,2,3,4-tetrahydroisoquinolin-6-yl)pyridin-3-yl)-2-(tert-butoxy)acetate, 2 HCl (0.015 g, 0.024 mmol), TEA (0.02 ml, 0.143 mmol) and 2-chloro-6-methylbenzaldehyde (8 mg, 0.052 mmol) in EtOH (0.5 ml) was stirred at rt for 18h. Sodium triacetoxyborohydride (0.025g, 0.118 mmol) was added and the mixture was stirred at rt for 2 h. Then, added sodium hydroxide (0.04 g, 1.000 mmol) and heated at 80 °C in a sealed vial for 2 h, cooled down and purified by prep HPLC to afford (S)-2-(6-amino-5-(2-(2-chloro-6-methylbenzyl)-1,2,3,4-tetrahydroisoquinolin-6-yl)-4-(chroman-6-yl)-2-methylpyridin-3-yl)-2-(tert-butoxy)acetic acid (0.0024 g, 3.49 μmol, 14.33 % yield). LCMS (M+H) = 641.2.

### Example 64

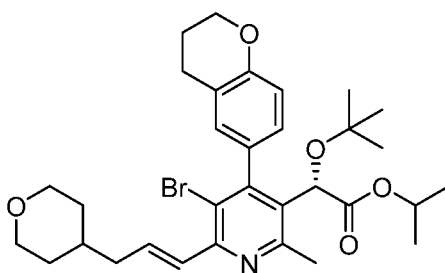


(*S*)-2-(6-Amino-4-(chroman-6-yl)-5-(2-(2-methoxypyrimidin-4-yl)-1,2,3,4-tetrahydroisoquinolin-6-yl)-2-methylpyridin-3-yl)-2-(tert-butoxy)acetic acid: To a mixture of (*S*)-isopropyl 2-(6-amino-4-(chroman-6-yl)-2-methyl-5-(1,2,3,4-tetrahydroisoquinolin-6-yl)pyridin-3-yl)-2-(tert-butoxy)acetate, 2 HCl (0.015 g, 0.024 mmol) and 4-chloro-6-methoxypyrimidine (0.01 g, 0.069 mmol) in ACN (0.5 mL) was added potassium carbonate (0.02 g, 0.145 mmol) and heated at 100 °C for 18 h in a sealed vial. Then filtered off the solid, removed the solvent and the residue was treated with EtOH (1 mL) and sodium hydroxide (10 mg, 0.025 mmol) at 85 °C for 2 h. Then, cooled and purified by prep HPLC to afford (*S*)-2-(6-amino-4-(chroman-6-yl)-5-(2-(2-methoxypyrimidin-4-yl)-1,2,3,4-tetrahydroisoquinolin-6-yl)-2-methylpyridin-3-yl)-2-(tert-butoxy)acetic acid (0.009 g, 0.014 mmol, 57.6 % yield). LCMS (M+H) = 610.3.

#### Example 65



(*S*)-2-(6-Amino-4-(chroman-6-yl)-5-(2-(2,6-dimethylpyrimidin-4-yl)-1,2,3,4-tetrahydroisoquinolin-6-yl)-2-methylpyridin-3-yl)-2-(tert-butoxy)acetic acid: To a solution of (*S*)-isopropyl 2-(6-amino-4-(chroman-6-yl)-2-methyl-5-(1,2,3,4-tetrahydroisoquinolin-6-yl)pyridin-3-yl)-2-(tert-butoxy)acetate, 2 HCl (0.015 g, 0.024 mmol) and 4-chloro-2,6-dimethylpyrimidine (0.01 g, 0.070 mmol) in ACN (0.5 mL) was added potassium carbonate (0.02 g, 0.145 mmol) and heated at 100 °C in a seal vial for 18 h. Then, filtered off the solid, removed the solvent and the residue was treated with EtOH (1 mL) and sodium hydroxide (10 mg, 0.025 mmol) at 85 °C for 3 h. Then, cooled and purified by prep HPLC to afford (*S*)-2-(6-amino-4-(chroman-6-yl)-5-(2-(2,6-dimethylpyrimidin-4-yl)-1,2,3,4-tetrahydroisoquinolin-6-yl)-2-methylpyridin-3-yl)-2-(tert-butoxy)acetic acid (0.0038 g, 6.25 μmol, 25.7 % yield). LCMS (M+H) = 608.3.



*(S,E)*-Isopropyl 2-(5-bromo-4-(chroman-6-yl)-2-methyl-6-(3-(tetrahydro-2H-pyran-4-

yl)prop-1-en-1-yl)pyridin-3-yl)-2-(tert-butoxy)acetate: To solution of (S)-isopropyl 2-(5-

bromo-6-(bromomethyl)-4-(chroman-6-yl)-2-methylpyridin-3-yl)-2-(tert-butoxy)acetate

(0.1 g, 0.176 mmol) in dioxane (1 mL) was added triphenylphosphine (0.055 g, 0.211

mmol). The mixture was stirred at rt for 20 h. Then sodium hydride (0.014 g, 0.351

mmol) was added and stirred for 3 h at rt. A solution of 2-(tetrahydro-2H-pyran-4-

yl)acetaldehyde (0.023 g, 0.176 mmol) in THF (0.5 ml) was injected, and the mixture was

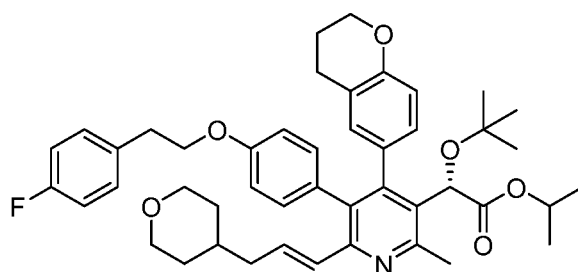
stirred at rt for 4 h. The reaction mixture was partitioned between water and EtOAc. The

organic solution was washed with brine, dried (MgSO<sub>4</sub>), concentrated and purified silica

gel chromatography (EtOAc/hexanes: 0 to 50% ) to afford (S,E)-isopropyl 2-(5-bromo-4-

(chroman-6-yl)-2-methyl-6-(3-(tetrahydro-2H-pyran-4-yl)prop-1-en-1-yl)pyridin-3-yl)-2-

(tert-butoxy)acetate (0.11g, 75%). LCMS (M+H) = 602.4.



*(S,E)*-Isopropyl 2-(tert-butoxy)-2-(4-(chroman-6-yl)-5-(4-(4-fluorophenethoxy)phenyl)-2-

methyl-6-(3-(tetrahydro-2H-pyran-4-yl)prop-1-en-1-yl)pyridin-3-yl)acetate: A mixture

of (S,E)-isopropyl 2-(5-bromo-4-(chroman-6-yl)-2-methyl-6-(3-(tetrahydro-2H-pyran-4-

yl)prop-1-en-1-yl)pyridin-3-yl)-2-(tert-butoxy)acetate (0.03 g, 0.050 mmol), (4-(4-

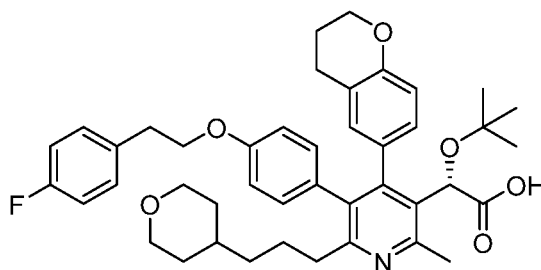
fluorophenethoxy)phenyl)boronic acid (0.02 g, 0.077 mmol), 2M sodium carbonate (0.15

mL, 0.300 mmol) in 1,4-dioxane (0.5 ml) was degassed for 5 min. Then, PdCl<sub>2</sub>(dppf)-

CH<sub>2</sub>Cl<sub>2</sub> adduct (4 mg, 4.90 μmol) was added and degassed for 5 min. Then, the mixture

was heated at 80 °C for 5 h. After cooling to room temperature, water was added and the mixture was extracted with ethyl acetate (2x1ml). The combined organic solution was concentrated and purified by prep HPLC to afford (S,E)-isopropyl 2-(tert-butoxy)-2-(4-(chroman-6-yl)-5-(4-(4-fluorophenethoxy)phenyl)-2-methyl-6-(3-(tetrahydro-2H-pyran-4-yl)prop-1-en-1-yl)pyridin-3-yl)acetate (0.01 g, 0.014 mmol, 27.2 % yield). LCMS (M+H) = 736.20.

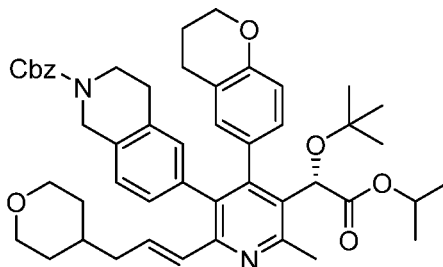
### Example 66



10

(S)-2-(tert-Butoxy)-2-(4-(chroman-6-yl)-5-(4-(4-fluorophenethoxy)phenyl)-2-methyl-6-(3-(tetrahydro-2H-pyran-4-yl)propyl)pyridin-3-yl)acetic acid: A mixture of (S,E)-isopropyl 2-(tert-butoxy)-2-(4-(chroman-6-yl)-5-(4-(4-fluorophenethoxy)phenyl)-2-methyl-6-(3-(tetrahydro-2H-pyran-4-yl)prop-1-en-1-yl)pyridin-3-yl)acetate (0.01 g, 0.014 mmol) and palladium/C (0.005 g, 4.70  $\mu$ mol) in ethanol (2 mL) was degassed and refilled with H<sub>2</sub>. The reaction mixture was stirred under H<sub>2</sub> balloon pressure for 2 h. Filtered off the solid and sodium hydroxide (0.01 g, 0.250 mmol) was added to the filtrate. The mixture was heated at 85 °C for 2 h and purified by prep HPLC to afford (S)-2-(tert-butoxy)-2-(4-(chroman-6-yl)-5-(4-(4-fluorophenethoxy)phenyl)-2-methyl-6-(3-(tetrahydro-2H-pyran-4-yl)propyl)pyridin-3-yl)acetic acid (0.0029 g, 4.17  $\mu$ mol, 30.7 % yield). LCMS (M+H) = 696.2.

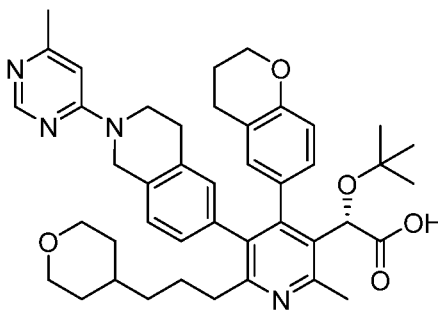
20





(*S,E*)-Benzyl 6-(5-(1-(*tert*-butoxy)-2-isopropoxy-2-oxoethyl)-4-(chroman-6-yl)-6-methyl-2-(3-(tetrahydro-2H-pyran-4-yl)prop-1-en-1-yl)pyridin-3-yl)-3,4-dihydroisoquinoline-2(1H)-carboxylate: A mixture of (*S,E*)-isopropyl 2-(5-bromo-4-(chroman-6-yl)-2-methyl-6-(3-(tetrahydro-2H-pyran-4-yl)prop-1-en-1-yl)pyridin-3-yl)-2-(*tert*-butoxy)acetate (0.05 g, 0.083 mmol), benzyl 6-(6-methyl-4,8-dioxo-1,3,6,2-dioxazaborocan-2-yl)-3,4-dihydroisoquinoline-2(1H)-carboxylate (0.05 g, 0.118 mmol), 2-dicyclohexylphosphino-2',6'-dimethoxybiphenyl (0.007 g, 0.017 mmol) and 2M potassium phosphate tribasic (0.35 mL, 0.700 mmol) in 1,4-dioxane (1 mL) and water (0.200 mL) was degassed for 10 min. Then, Pd(OAc)<sub>2</sub> (2 mg, 8.33 μmol) was added, degassed for 5 min and mixture was heated at 80 °C for 3 h. After cooling to room temperature, water was added and the mixture was extracted with ethyl acetate, washed with brine, dried (Na<sub>2</sub>SO<sub>4</sub>), filtered and concentrated. The residue was then purified by silica gel chromatography (5-60% EtOAc/hexane) to afford (*S,E*)-benzyl 6-(5-(1-(*tert*-butoxy)-2-isopropoxy-2-oxoethyl)-4-(chroman-6-yl)-6-methyl-2-(3-(tetrahydro-2H-pyran-4-yl)prop-1-en-1-yl)pyridin-3-yl)-3,4-dihydroisoquinoline-2(1H)-carboxylate (0.026 g, 0.033 mmol, 39.7 % yield) as white foam. LCMS (M+H) = 787.7.

### Example 67



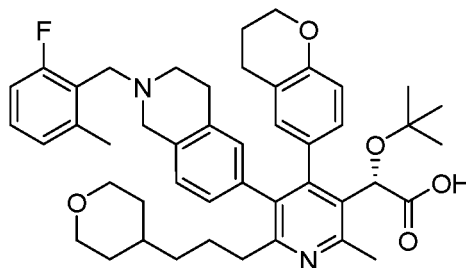
20

(*S*)-2-(*tert*-Butoxy)-2-(4-(chroman-6-yl)-2-methyl-5-(2-(6-methylpyrimidin-4-yl)-1,2,3,4-tetrahydroisoquinolin-6-yl)-6-(3-(tetrahydro-2H-pyran-4-yl)propyl)pyridin-3-yl)acetic acid: To a mixture of (*S*)-isopropyl 2-(*tert*-butoxy)-2-(4-(chroman-6-yl)-2-methyl-6-(3-(tetrahydro-2H-pyran-4-yl)propyl)-5-(1,2,3,4-tetrahydroisoquinolin-6-yl)pyridin-3-yl)acetate, 2 HCl (0.01 g, 0.014 mmol) and 4-chloro-6-methylpyrimidine (0.01 g, 0.078 mmol) in dioxane (0.5 mL) was added potassium carbonate (0.02 g, 0.145 mmol) and heated in a seal vial at 100 °C for 18 h. Then, filtered off the solid, removed the solvent, and residue was treated with EtOH (1 mL) and sodium hydroxide (0.550 mg, 0.014 mmol)

at 85 °C for 2 h. Then, cooled and purified by prep HPLC to afford (S)-2-(tert-butoxy)-2-(4-(chroman-6-yl)-2-methyl-5-(2-(6-methylpyrimidin-4-yl)-1,2,3,4-tetrahydroisoquinolin-6-yl)-6-(3-(tetrahydro-2H-pyran-4-yl)propyl)pyridin-3-yl)acetic acid (0.0027 g, 3.64 μmol, 26.5 % yield) LCMS (M+H) = 705.3.

5

### Example 68



(S)-2-(tert-Butoxy)-2-(4-(chroman-6-yl)-5-(2-(2-fluoro-6-methylbenzyl)-1,2,3,4-

10 tetrahydroisoquinolin-6-yl)-2-methyl-6-(3-(tetrahydro-2H-pyran-4-yl)propyl)pyridin-3-yl)acetic acid: A solution of (S)-isopropyl 2-(tert-butoxy)-2-(4-(chroman-6-yl)-2-methyl-6-(3-(tetrahydro-2H-pyran-4-yl)propyl)-5-(1,2,3,4-tetrahydroisoquinolin-6-yl)pyridin-3-yl)acetate (0.01 g, 0.015 mmol), TEA (0.01 ml, 0.072 mmol) and 2-fluoro-6-

15 methylbenzaldehyde (0.01 g, 0.072 mmol) in EtOH (0.5 ml) was stirred at rt for 2h. Sodium triacetoxymethylborohydride (0.016 g, 0.075 mmol) was added and the mixture was stirred at rt for 2 h. Then, added sodium hydroxide (0.03 g, 0.750 mmol) and heated at 80 °C in a sealed vial for 4 h and purified by prep HPLC to afford (S)-2-(tert-butoxy)-2-(4-(chroman-6-yl)-5-(2-(2-fluoro-6-methylbenzyl)-1,2,3,4-tetrahydroisoquinolin-6-yl)-2-methyl-6-(3-(tetrahydro-2H-pyran-4-yl)propyl)pyridin-3-yl)acetic acid (0.0088 g, 0.012 mmol, 76 % yield). LCMS = 735.1.

20

### Biological Methods

*Inhibition of HIV replication:* A recombinant NL-RLuc proviral clone was  
25 constructed in which a section of the nef gene from NL4-3 was replaced with the *Renilla* Luciferase gene. This virus is fully infectious and can undergo multiple cycles of replication in cell culture. In addition, the luciferous reporter provides a simple and easy method for quantitating the extent of virus growth and consequently, the antiviral activity

of test compounds. The plasmid pNLRLuc contains the proviral NL-RLuc DNA cloned into pUC18 at the *PvuII* site. The NL-RLuc virus was prepared by transfection of 293T cells with the plasmid pNLRLuc. Transfections were performed using the LipofectAMINE PLUS kit from Invitrogen (Carlsbad, CA) according to the manufacturer and the virus generated was titrated in MT-2 cells. For susceptibility analyses, the titrated virus was used to infect MT-2 cells in the presence of compound, and after 5 days of incubation, cells were processed and quantitated for virus growth by the amount of expressed luciferase. Assay media was RPMI 1640 supplemented with 10% heat inactivated fetal bovine serum (FBS), 100 units/ml penicillin G/100 units/ml streptomycin, 10 mM HEPES buffer pH 7.55 and 2 mM L-glutamine. The results from at least 2 experiments were used to calculate the EC<sub>50</sub> values. Luciferase was quantitated using the Dual Luciferase kit from Promega (Madison, WI). Susceptibility of viruses to compounds was determined by incubation in the presence of serial dilutions of the compound. The 50% effective concentration (EC<sub>50</sub>) was calculated by using the exponential form of the median effect equation where  $(Fa) = 1/[1 + (ED_{50}/\text{drug conc.})^m]$  (Johnson VA, Byington RT. Infectivity Assay. In *Techniques in HIV Research*. ed. Aldovini A, Walker BD. 71-76. New York: Stockton Press.1990). Results are shown in Table 1. Activity equal to A refers to a compound having an EC<sub>50</sub> ≤ 100 nM, while B and C denote compounds having an EC<sub>50</sub> between 100 nM and 1μM (B) or >1μM (C).

20

Table 1.

Example	Activity	EC <sub>50</sub> μM
1	C	1.743
2	A	0.073
3	B	0.196
4	B	
5	B	
6	A	
7	B	0.545
8	B	
9	A	
10	A	

Example	Activity	EC <sub>50</sub> $\mu$ M
11	A	
12	A	0.007
13	A	
14	A	
15	A	
16	A	
17	A	
18	A	
19	A	0.069
20	A	
21	C	7.766
22	B	0.628
23	A	
24	A	
25	A	
26	A	
27	A	0.005
28	A	
29	A	
30	A	
31	A	
32	B	
33	B	0.282
34	A	
35	A	
36	A	
37	A	
38	A	
39	A	0.024
40	A	

Example	Activity	EC <sub>50</sub> $\mu$ M
41	A	
42	A	
43	B	
44	A	
45	A	
46	A	0.061
47	A	
48	A	
49	A	
50	A	
51	A	
52	A	
53	A	
54	A	0.008
55	A	
56	A	
57	A	
58	A	
59	A	
60	A	0.003
61	A	
62	A	
63	A	
64	A	
65	A	
66	A	0.006
67	A	
68	A	

It will be evident to one skilled in the art that the present disclosure is not limited to the foregoing illustrative examples, and that it can be embodied in other specific forms

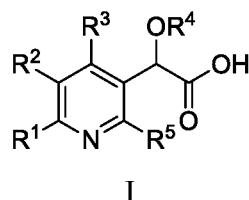
without departing from the essential attributes thereof. It is therefore desired that the examples be considered in all respects as illustrative and not restrictive, reference being made to the appended claims, rather than to the foregoing examples, and all changes which come within the meaning and range of equivalency of the claims are therefore intended to be embraced therein.

The discussion of documents, acts, materials, devices, articles and the like is included in this specification solely for the purpose of providing a context for the present invention. It is not suggested or represented that any or all of these matters formed part of the prior art base or were common general knowledge in the field relevant to the present invention as it existed before the priority date of each claim of this application.

Where the terms "comprise", "comprises", "comprised" or "comprising" are used in this specification (including the claims) they are to be interpreted as specifying the presence of the stated features, integers, steps or components, but not precluding the presence of one or more other features, integers, steps or components, or group thereof.

The claims defining the invention are as follows:

1. A compound of Formula I



wherein:

$R^1$  is selected from hydrogen, alkyl, hydroxyalkyl, alkoxyalkyl, (alkoxy)alkoxyalkyl, ((alkoxy)alkoxy)alkoxyalkyl, (oxetanyl)alkyl, (tetrahydropyranyl)alkyl, ((oxetanyl)oxy)alkyl, ((tetrahydropyranyl)oxy)alkyl, ((oxetanyl)alkoxy)alkyl, ((tetrahydropyranyl)alkoxy)alkyl,  $((R^7)(R^8)N)$ alkyl, or  $(R^7)(R^8)N$ ;

$R^2$  is phenyl substituted with 0-1  $(Ar^1)$ alkoxy substituents and also substituted with 0-3 substituents selected from halo, alkyl, haloalkyl, alkoxy, and haloalkoxy;

or  $R^2$  is tetrahydroisoquinolinyl substituted with 1  $R^6$  substituent and also with 0-3 substituents selected from halo, alkyl, haloalkyl, alkoxy, and haloalkoxy;

or  $R^2$  is chromanyl substituted with 0-3 substituents selected from halo, alkyl, haloalkyl, alkoxy, and haloalkoxy;

$R^3$  is selected from cycloalkyl, cycloalkenyl, phenyl, chromanyl, chromenyl, oxazinyl, or dihydropyranoquinolinyl, and is substituted with 0-3 substituents selected from halo, alkyl, haloalkyl, alkoxy, haloalkoxy, and  $(Ar^1)$ alkoxy;

$R^4$  is selected from alkyl or haloalkyl;

$R^5$  is alkyl;

$R^6$  is selected from hydrogen, alkyl,  $(Ar^1)$ alkyl, benzyloxycarbonyl, or  $Ar^2$ ;

$R^7$  is selected from hydrogen, alkyl, alkoxyalkyl, or (tetrahydropyranyl)alkyl;

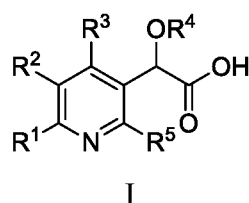
$R^8$  is selected from hydrogen, alkyl, or alkoxyalkyl;

$Ar^1$  is phenyl substituted with 0-3 substituents selected from halo, alkyl, haloalkyl, alkoxy, and haloalkoxy; and

$Ar^2$  is selected from pyridinyl, pyridazinyl, pyrimidinyl, pyridazinyl, or pyrazolopyrimidinyl, and is substituted with 0-3 substituents selected from halo, alkyl, haloalkyl, alkoxy, and haloalkoxy;

or a pharmaceutically acceptable salt thereof.

2. A compound of claim 1 wherein  $R^1$  is alkyl.
3. A compound of claim 1 or claim 2 wherein  $R^1$  is selected from hydroxyalkyl, alkoxyalkyl, (alkoxy)alkoxyalkyl, ((alkoxy)alkoxy)alkoxyalkyl, (oxetanyl)alkyl, (tetrahydropyranyl)alkyl, ((oxetanyl)oxy)alkyl, ((tetrahydropyranyl)oxy)alkyl, ((oxetanyl)alkoxy)alkyl, ((tetrahydropyranyl)alkoxy)alkyl,  $((R^7)(R^8)N)$ alkyl, or  $(R^7)(R^8)N$ .
4. A compound of any one of claims 1 to 3 wherein  $R^2$  is phenyl substituted with 0-1  $(Ar^1)$ alkoxy substituents.
5. A compound of any one of claims 1 to 4 wherein  $R^2$  is tetrahydroisoquinoliny substituted with 1  $R^6$  substituent and also with 0-3 substituents selected from halo, alkyl, haloalkyl, alkoxy, and haloalkoxy.
6. A compound of any one of claims 1 to 4 wherein  $R^2$  is tetrahydroisoquinoliny substituted with 1  $R^6$  substituent.
7. A compound of any one of claims 1 to 3 wherein  $R^2$  is chromanyl substituted with 0-3 substituents selected from halo, alkyl, haloalkyl, alkoxy, and haloalkoxy.
8. A compound of any one of claims 1 to 7 wherein  $R^6$  is  $(Ar^1)$ alkyl or  $Ar^2$ .
9. A compound of Formula I



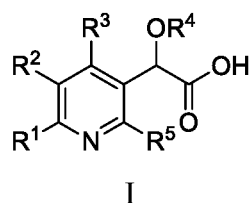
wherein:

$R^1$  is selected from hydrogen, alkyl, hydroxyalkyl, alkoxyalkyl, (alkoxy)alkoxyalkyl, ((alkoxy)alkoxy)alkoxyalkyl, (oxetanyl)alkyl, (tetrahydropyranyl)alkyl, ((oxetanyl)oxy)alkyl, ((tetrahydropyranyl)oxy)alkyl, ((oxetanyl)alkoxy)alkyl, ((tetrahydropyranyl)alkoxy)alkyl,  $((R^7)(R^8)N)$ alkyl, or  $(R^7)(R^8)N$ ;



$R^2$  is phenyl substituted with 0-1 ( $Ar^1$ )alkoxy substituents and also substituted with 0-3 substituents selected from halo, alkyl, haloalkyl, alkoxy, and haloalkoxy;  
 or  $R^2$  is tetrahydroisoquinolinyl substituted with 1  $R^6$  substituent and also with 0-3 substituents selected from halo, alkyl, haloalkyl, alkoxy, and haloalkoxy;  
 $R^3$  is selected from cycloalkyl, cycloalkenyl, phenyl, chromanyl, chromenyl, oxazinyl, or dihydropyranoquinolinyl, and is substituted with 0-3 substituents selected from halo, alkyl, haloalkyl, alkoxy, haloalkoxy, and ( $Ar^1$ )alkoxy;  
 $R^4$  is selected from alkyl or haloalkyl;  
 $R^5$  is alkyl;  
 $R^6$  is selected from hydrogen, alkyl, ( $Ar^1$ )alkyl, benzyloxycarbonyl, or  $Ar^2$ ;  
 $R^7$  is selected from hydrogen, alkyl, alkoxyalkyl, or (tetrahydropyranyl)alkyl;  
 $R^8$  is selected from hydrogen, alkyl, or alkoxyalkyl;  
 $Ar^1$  is phenyl substituted with 0-3 substituents selected from halo, alkyl, haloalkyl, alkoxy, and haloalkoxy; and  
 $Ar^2$  is selected from pyridinyl, pyridazinyl, pyrimidinyl, pyridazinyl, or pyrazolopyrimidinyl, and is substituted with 0-3 substituents selected from halo, alkyl, haloalkyl, alkoxy, and haloalkoxy;  
 or a pharmaceutically acceptable salt thereof.

10. A compound of Formula I



wherein:

$R^1$  is selected from hydrogen, alkyl, hydroxyalkyl, alkoxyalkyl, (alkoxy)alkoxyalkyl, ((alkoxy)alkoxy)alkoxyalkyl, (oxetanyl)alkyl, (tetrahydropyranyl)alkyl, ((oxetanyl)oxy)alkyl, ((tetrahydropyranyl)oxy)alkyl, ((oxetanyl)alkoxy)alkyl, ((tetrahydropyranyl)alkoxy)alkyl,  $((R^7)(R^8)N)$ alkyl, or  $(R^7)(R^8)N$ ;  
 $R^2$  is tetrahydroisoquinolinyl substituted with 1  $R^6$  substituent and also with 0-3 substituents selected from halo, alkyl, haloalkyl, alkoxy, and haloalkoxy;

$R^3$  is selected from cycloalkyl, cycloalkenyl, phenyl, chromanyl, chromenyl, oxazinyl, or dihydropyranoquinolinyl, and is substituted with 0-3 substituents selected from halo, alkyl, haloalkyl, alkoxy, haloalkoxy, and  $(Ar^1)$ alkoxy;

$R^4$  is selected from alkyl or haloalkyl;

$R^5$  is alkyl;

$R^6$  is selected from hydrogen, alkyl,  $(Ar^1)$ alkyl, benzyloxycarbonyl, or  $Ar^2$ ;

$R^7$  is selected from hydrogen, alkyl, alkoxyalkyl, or (tetrahydropyranyl)alkyl;

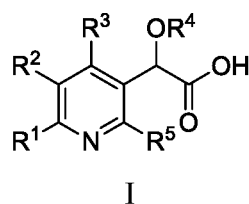
$R^8$  is selected from hydrogen, alkyl, or alkoxyalkyl;

$Ar^1$  is phenyl substituted with 0-3 substituents selected from halo, alkyl, haloalkyl, alkoxy, and haloalkoxy; and

$Ar^2$  is selected from pyridinyl, pyridazinyl, pyrimidinyl, pyridazinyl, or pyrazolopyrimidinyl, and is substituted with 0-3 substituents selected from halo, alkyl, haloalkyl, alkoxy, and haloalkoxy;

or a pharmaceutically acceptable salt thereof.

11. A compound of Formula I



wherein:

$R^1$  is selected from hydrogen, alkyl, hydroxyalkyl, alkoxyalkyl, (alkoxy)alkoxyalkyl, ((alkoxy)alkoxy)alkoxyalkyl, (oxetanyl)alkyl, (tetrahydropyranyl)alkyl, ((oxetanyl)oxy)alkyl, ((tetrahydropyranyl)oxy)alkyl, ((oxetanyl)alkoxy)alkyl, ((tetrahydropyranyl)alkoxy)alkyl,  $((R^7)(R^8)N)$ alkyl, or  $(R^7)(R^8)N$ ;

$R^2$  is chromanyl substituted with 0-3 substituents selected from halo, alkyl, haloalkyl, alkoxy, and haloalkoxy;

or  $R^2$  is tetrahydroisoquinolinyl substituted with 1  $R^6$  substituent and also with 0-3 substituents selected from halo, alkyl, haloalkyl, alkoxy, and haloalkoxy;

$R^3$  is selected from cycloalkyl, cycloalkenyl, phenyl, chromanyl, chromenyl, oxazinyl, or dihydropyranoquinolinyl, and is substituted with 0-3 substituents selected from halo, alkyl, haloalkyl, alkoxy, haloalkoxy, and  $(Ar^1)$ alkoxy;

$R^4$  is selected from alkyl or haloalkyl;

R<sup>5</sup> is alkyl;

R<sup>6</sup> is selected from hydrogen, alkyl, (Ar<sup>1</sup>)alkyl, benzyloxycarbonyl, or Ar<sup>2</sup>;

R<sup>7</sup> is selected from hydrogen, alkyl, alkoxyalkyl, or (tetrahydropyranyl)alkyl;

R<sup>8</sup> is selected from hydrogen, alkyl, or alkoxyalkyl;

Ar<sup>1</sup> is phenyl substituted with 0-3 substituents selected from halo, alkyl, haloalkyl, alkoxy, and haloalkoxy; and

Ar<sup>2</sup> is selected from pyridinyl, pyridazinyl, pyrimidinyl, pyridazinyl, or pyrazolopyrimidinyl, and is substituted with 0-3 substituents selected from halo, alkyl, haloalkyl, alkoxy, and haloalkoxy;

or a pharmaceutically acceptable salt thereof.

12. A composition useful for treating HIV infection comprising a therapeutic amount of a compound of any one of claims 1 to 11 and a pharmaceutically acceptable carrier.

13. The composition of claim 12 further comprising a therapeutically effective amount at least one other agent used for treatment of AIDS or HIV infection selected from nucleoside HIV reverse transcriptase inhibitors, non-nucleoside HIV reverse transcriptase inhibitors, HIV protease inhibitors, HIV fusion inhibitors, HIV attachment inhibitors, CCR5 inhibitors, CXCR4 inhibitors, HIV budding or maturation inhibitors, and HIV integrase inhibitors, and a pharmaceutically acceptable carrier.

14. The composition of claim 13 wherein the other agent is dolutegravir.

15. A method for treating HIV infection comprising administering a therapeutically effective amount of a compound of any one of claims 1 to 11, or a pharmaceutically acceptable salt thereof, to a patient in need thereof.

16. The method of claim 15 further comprising administering a therapeutically effective amount of at least one other agent used for treatment of AIDS or HIV infection selected from nucleoside HIV reverse transcriptase inhibitors, non-nucleoside HIV reverse transcriptase inhibitors, HIV protease inhibitors, HIV fusion inhibitors, HIV attachment inhibitors, CCR5 inhibitors, CXCR4 inhibitors, HIV budding or maturation inhibitors, and HIV integrase inhibitors.

17. The method of claim 16 wherein the other agent is dolutegravir.
18. The method of claim 16 wherein the other agent is administered to the patient prior to, simultaneously with, or subsequently to the compound of claim 1.
19. Use of a compound of any one of claims 1 to 11, or a pharmaceutically acceptable salt thereof, in the manufacture of medicament in the treatment of a HIV infection.
20. The use of claim 15 further comprising administering a therapeutically effective amount of at least one other agent used for treatment of AIDS or HIV infection selected from nucleoside HIV reverse transcriptase inhibitors, non-nucleoside HIV reverse transcriptase inhibitors, HIV protease inhibitors, HIV fusion inhibitors, HIV attachment inhibitors, CCR5 inhibitors, CXCR4 inhibitors, HIV budding or maturation inhibitors, and HIV integrase inhibitors.
21. The use of claim 16 wherein the other agent is dolutegravir.
22. The use of claim 16 wherein the other agent is administered to the patient prior to, simultaneously with, or subsequently to the compound or a pharmaceutically acceptable salt thereof, of any one claims 1-11.