



US00D660659S

(12) **United States Design Patent**
Cohen

(10) **Patent No.:** **US D660,659 S**

(45) **Date of Patent:** **** May 29, 2012**

(54) **SALAD DINING BOX SET**

(76) Inventor: **Amos Cohen**, Even Yehuda (IL)

(**) Term: **14 Years**

(21) Appl. No.: **29/401,938**

(22) Filed: **Sep. 18, 2011**

(51) **LOC (9) Cl.** **07-07**

(52) **U.S. Cl.** **D7/629**

(58) **Field of Classification Search** D7/601,
D7/602, 629, 538-542, 612-615; D9/424-432,
D9/761; 220/780-806, 675, 574-575, 236,
220/326, 4.23-4.25, 256.1; 206/815, 471,
206/469, 459.5, 556, 216, 217, 541, 542

See application file for complete search history.

(56) **References Cited**

U.S. PATENT DOCUMENTS

1,458,679	A *	6/1923	Bishop	126/261
1,514,379	A *	11/1924	Fleischer	206/229
2,584,379	A *	2/1952	Chmielewski	206/551
3,679,093	A *	7/1972	Chang	220/574
4,930,637	A *	6/1990	DeRoseau	206/541
D311,302	S *	10/1990	Pozzi	D7/629
5,042,712	A *	8/1991	DeRoseau	229/401
5,251,758	A *	10/1993	Kolacek	206/542
6,112,899	A *	9/2000	Zeringue	206/541
6,412,653	B1 *	7/2002	Waterhouse	220/556
D472,774	S *	4/2003	Pelstring et al.	D7/629
D489,579	S *	5/2004	Wright	D7/629
6,840,395	B2 *	1/2005	Agarwal et al.	220/556
D530,160	S *	10/2006	Maltese et al.	D7/629
D646,587	S *	10/2011	Daniels	D9/761

* cited by examiner

Primary Examiner — Terry Wallace

(57) **CLAIM**

The ornamental design for a salad dining box set, as shown and described.

DESCRIPTION

FIG. 1 is an isometric view of the salad dining box set, presented in the assembled state;

FIG. 2 is an isometric view of the salad dining box set, presented in the exploded state;

FIG. 3 is an isometric view of the cover of the salad dining box set;

FIG. 4 is a top view of the cover of the salad dining box set;

FIG. 5 is a side view of the cover of the salad dining box set;

FIG. 6 is a front view of the cover of the salad dining box set;

FIG. 7 is a bottom view of the cover of the salad dining box set.

FIG. 8 is an isometric view of the container of the salad dining box set;

FIG. 9 is a top view of the container of the salad dining box set;

FIG. 10 is a side view of the container of the divided lunch box set;

FIG. 11 is an isometric view of the parts of the dressing receptacle of the divided lunch box set;

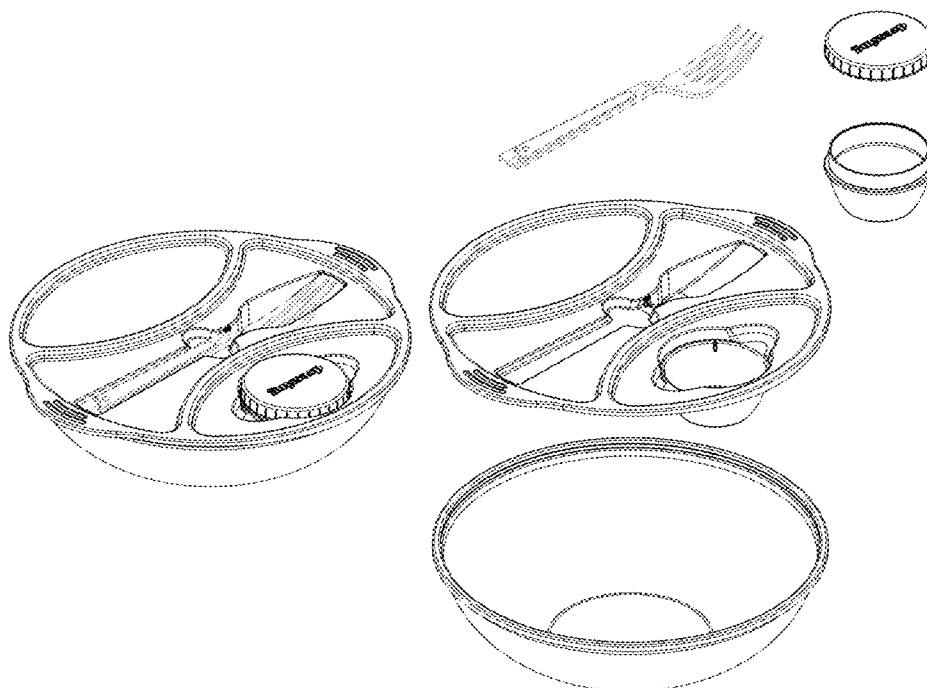
FIG. 12 is a top view of the parts of the dressing receptacle of the divided lunch box set;

FIG. 13 is a side view of the parts of the dressing receptacle of the divided lunch box set; and,

FIG. 14 is a bottom view of the parts of the dressing receptacle of the divided lunch box set.

The utensil is shown in broken lines for illustrative purposes only and forms no part of the claimed design.

1 Claim, 11 Drawing Sheets



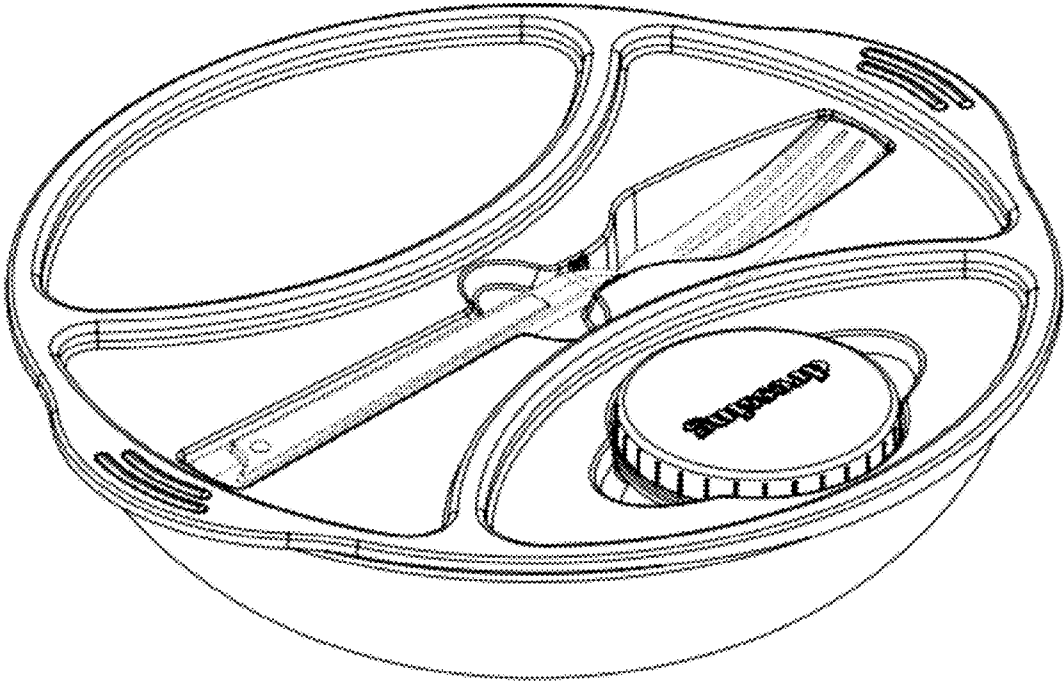


Fig. 1

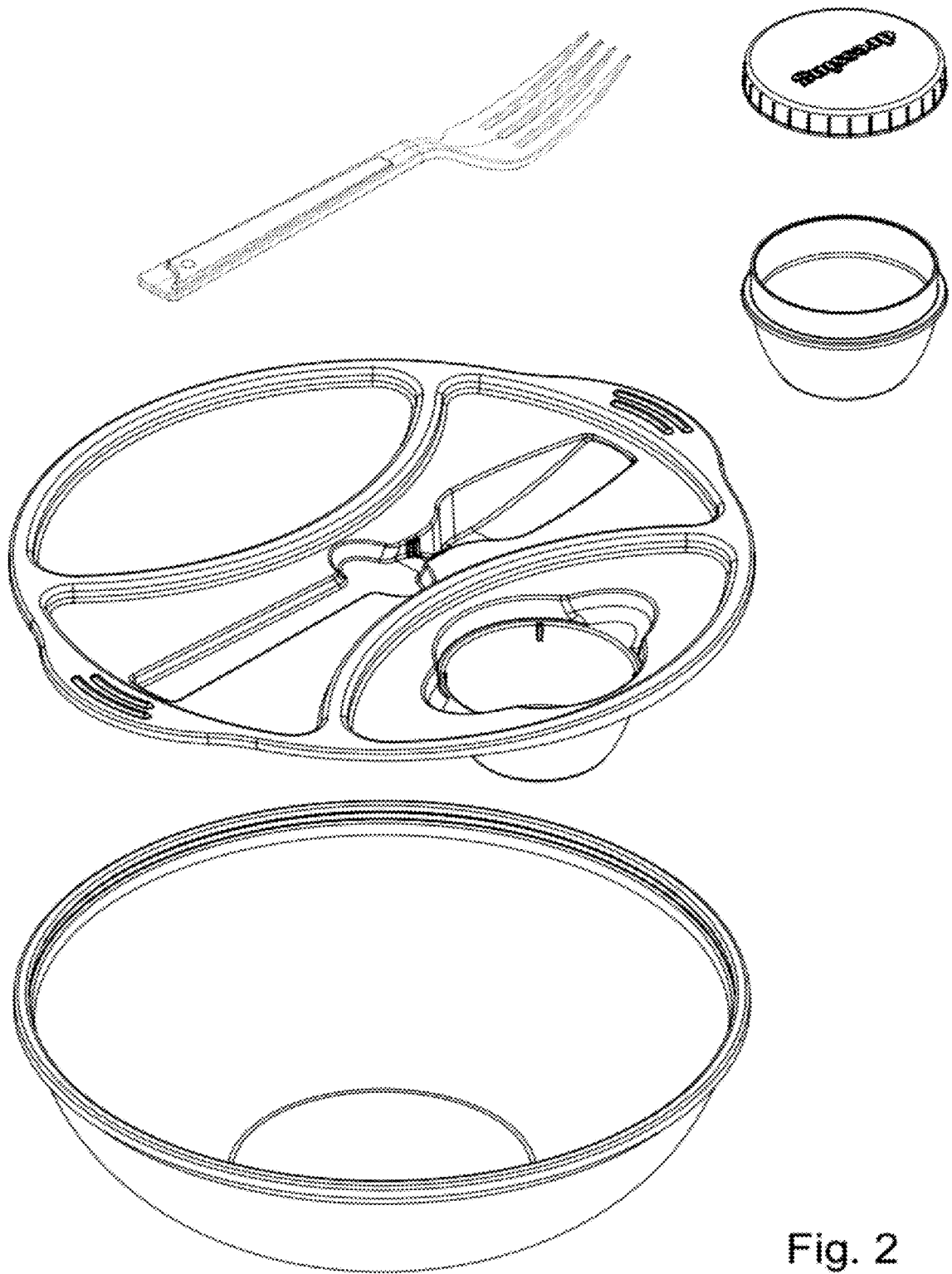


Fig. 2

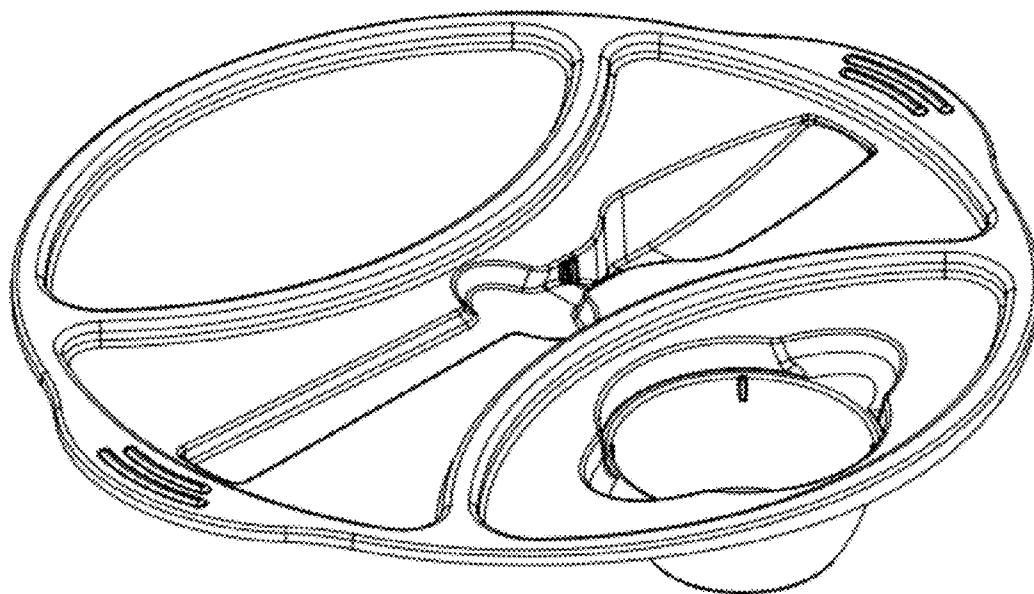


Fig. 3

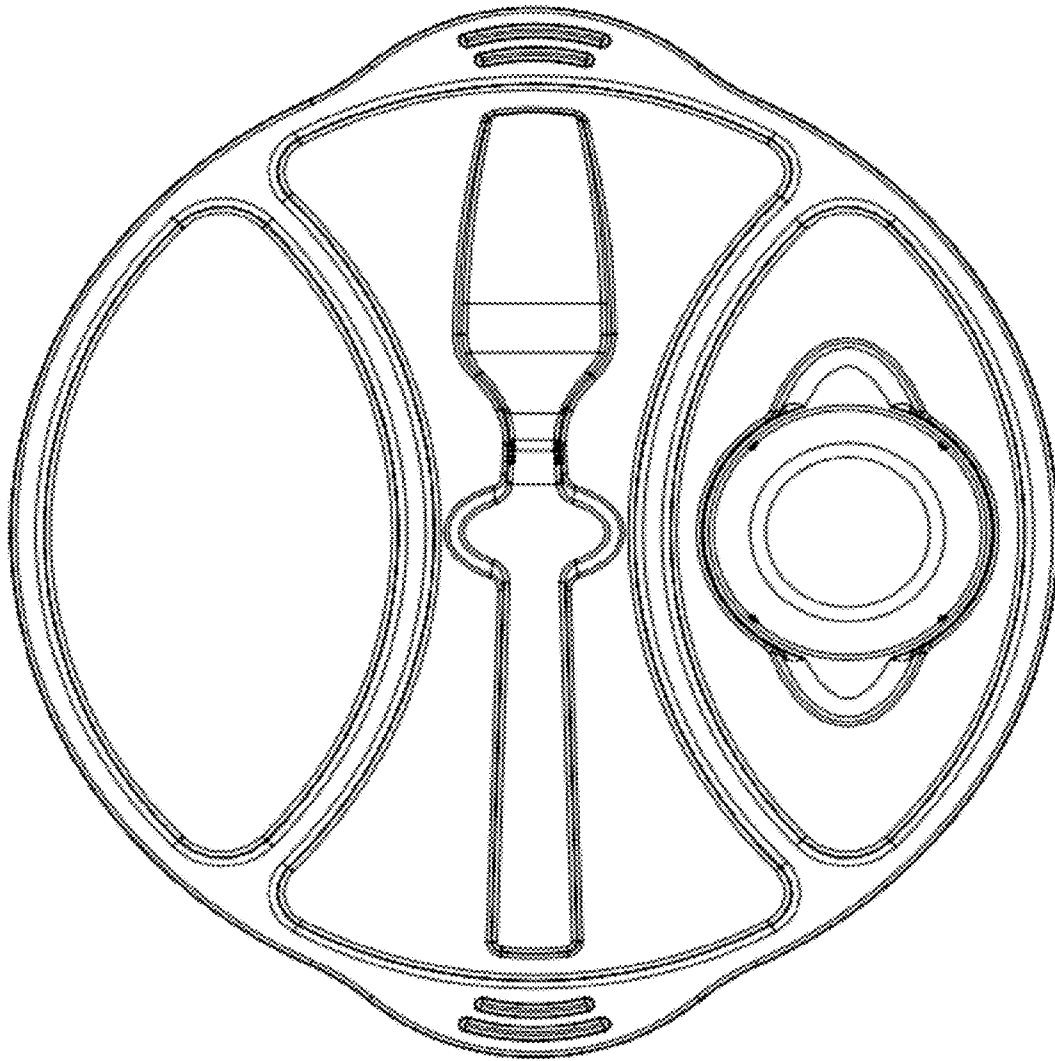


Fig. 4

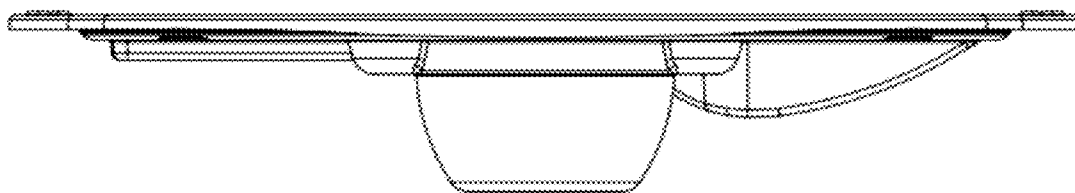


Fig. 5

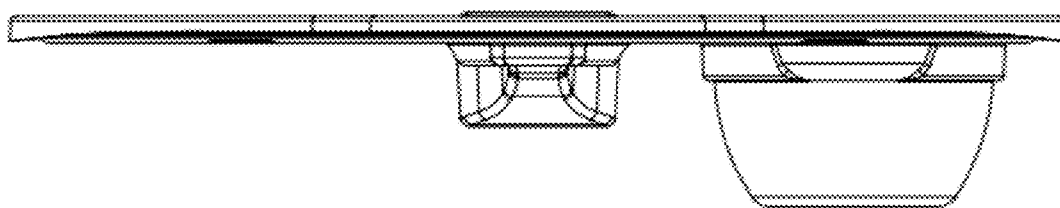


Fig. 6

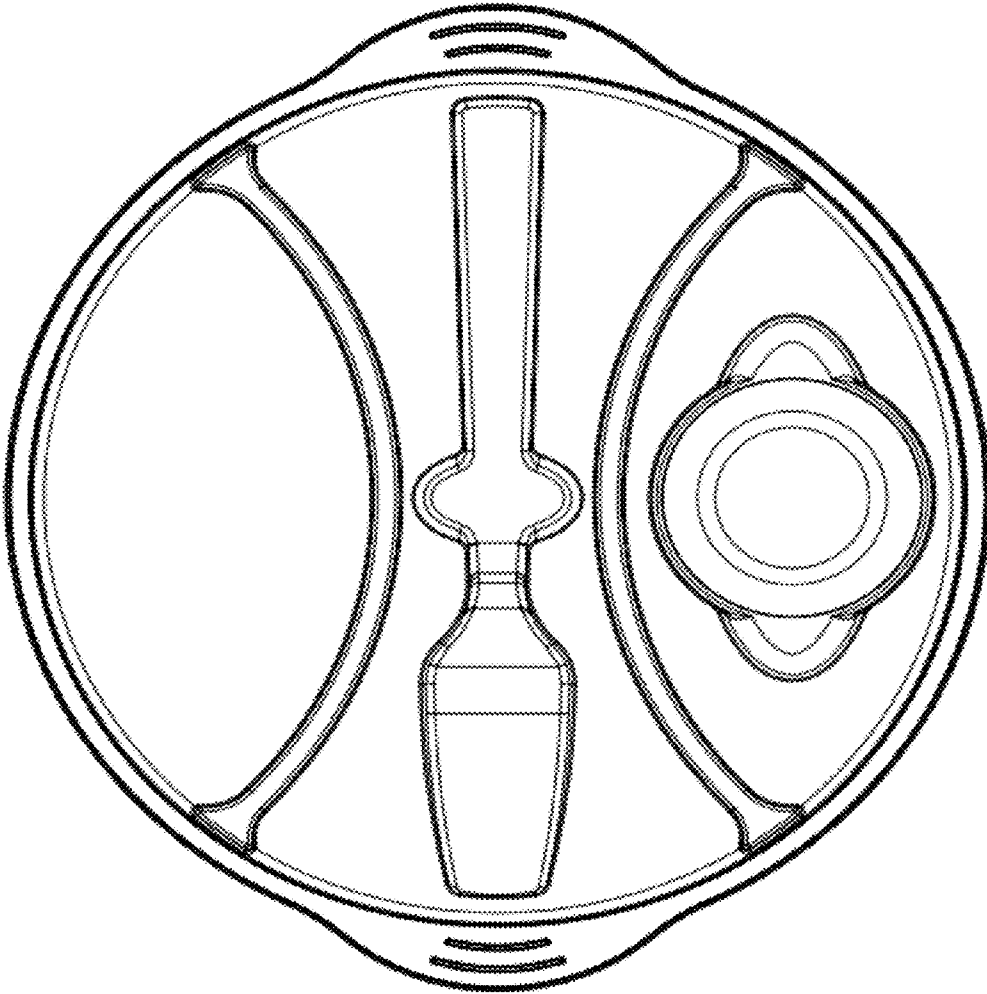


Fig. 7

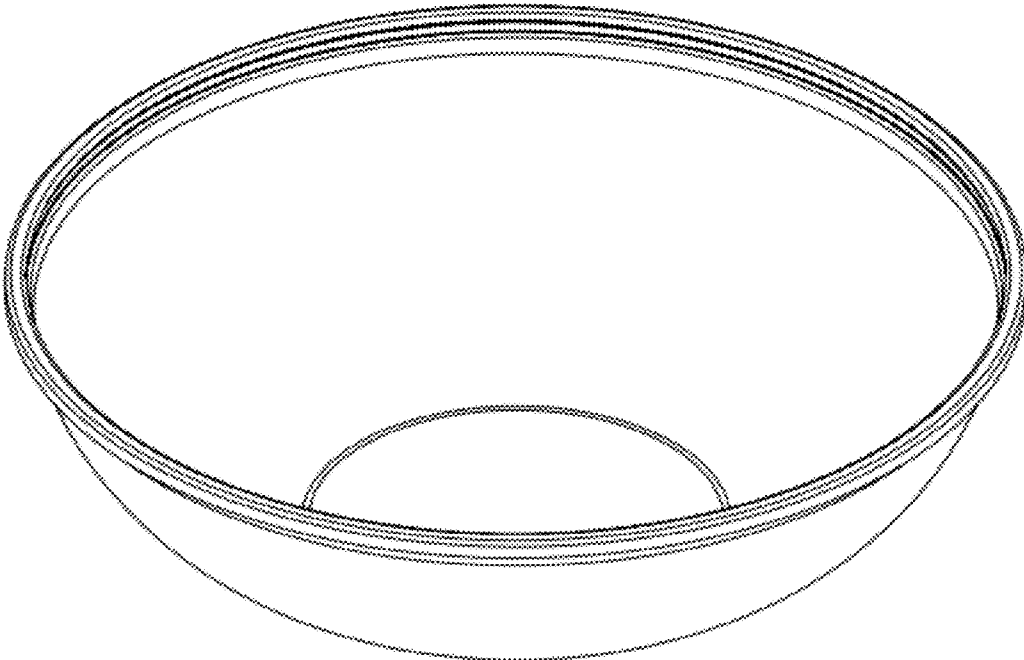


Fig. 8

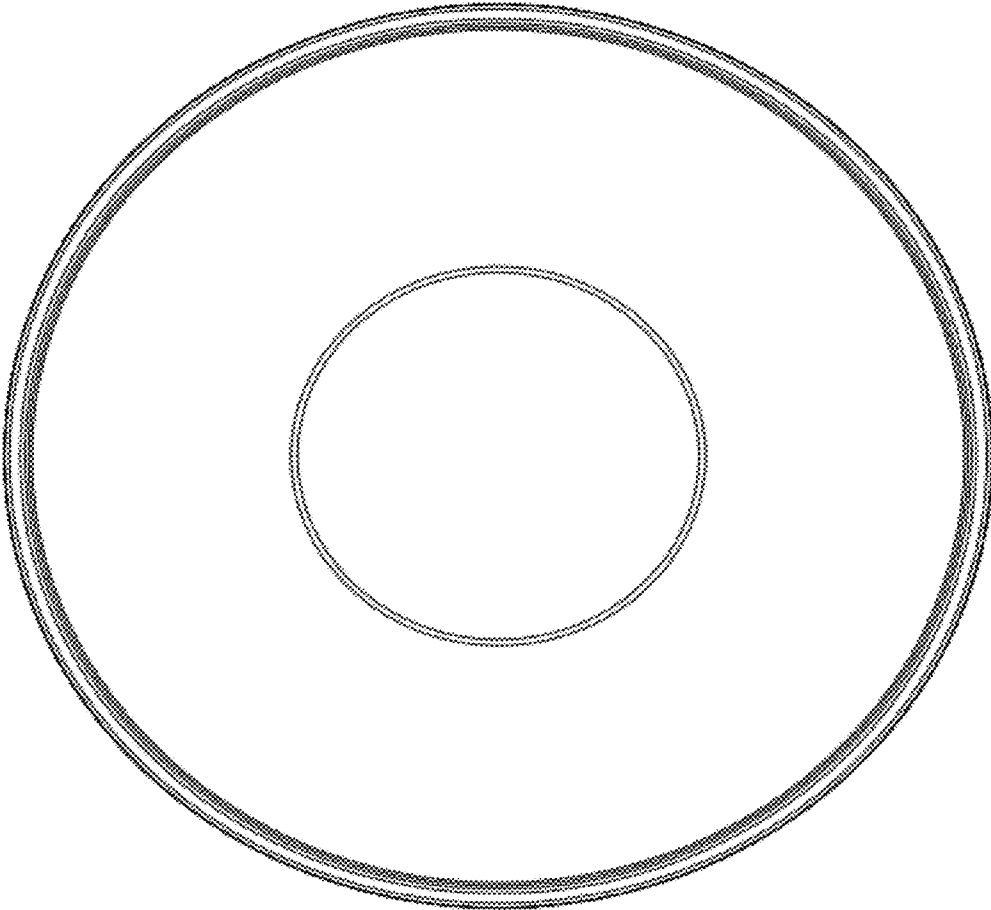


Fig. 9




Fig. 10

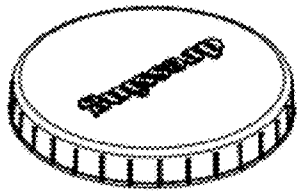


Fig. 11




Fig. 12

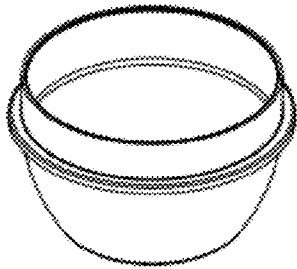


Fig. 13

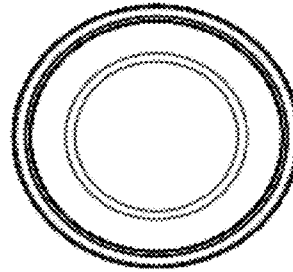


Fig. 14

