



US00D727652S

(12) **United States Design Patent**
Sun Ting Kung et al.

(10) **Patent No.:** **US D727,652 S**

(45) **Date of Patent:** **** Apr. 28, 2015**

(54) **PAPER GOODS DISPENSER**

(56)

References Cited

(71) Applicant: **RENTOKIL Initial 1927 PLC**, West Sussex (GB)

U.S. PATENT DOCUMENTS

(72) Inventors: **Jeremy Sun Ting Kung**, Singapore (SG); **Michael Toh Chong Nam**, Singapore (SG); **Ryan Toh Kian Seng**, Singapore (SG); **Daze Lee**, Singapore (SG); **Danny Chu Wen Hing**, Singapore (SG); **Sit Wai Yong**, Singapore (SG); **Yazid Bin Ahmad**, Singapore (SG); **Chin Leong Kwek**, Singapore (SG); **Tsin Tsung Ooi**, Singapore (SG)

D426,094 S *	6/2000	Carlson	D6/545
D451,736 S *	12/2001	Mast et al.	D6/545
D522,784 S	6/2006	Omdoll et al.	
D530,125 S *	10/2006	Vignot	D6/545
D591,544 S *	5/2009	Franjesevic et al.	D6/545
D615,330 S	5/2010	Meyerhoffer	
D620,292 S *	7/2010	Kim	D6/545
D655,962 S *	3/2012	Cittadino	D6/545
D662,342 S *	6/2012	Daniel	D6/545
D675,047 S	1/2013	Green et al.	
D675,852 S *	2/2013	Bunoz	D6/545
D675,853 S *	2/2013	Bunoz	D6/545
D681,987 S	5/2013	Cittadino et al.	

(73) Assignee: **RENTOKIL Initial 1927 PLC**, West Sussex (GB)

* cited by examiner

(**) Term: **14 Years**

Primary Examiner — Brian N Vinson

(21) Appl. No.: **29/492,226**

(74) *Attorney, Agent, or Firm* — Merchant & Gould P.C.

(22) Filed: **May 29, 2014**

(57) **CLAIM**

The ornamental design for a paper goods dispenser, as shown and described.

Related U.S. Application Data

DESCRIPTION

(62) Division of application No. 29/437,039, filed on Nov. 12, 2012, now Pat. No. Des. 708,865.

(51) **LOC (10) Cl.** **20-02**

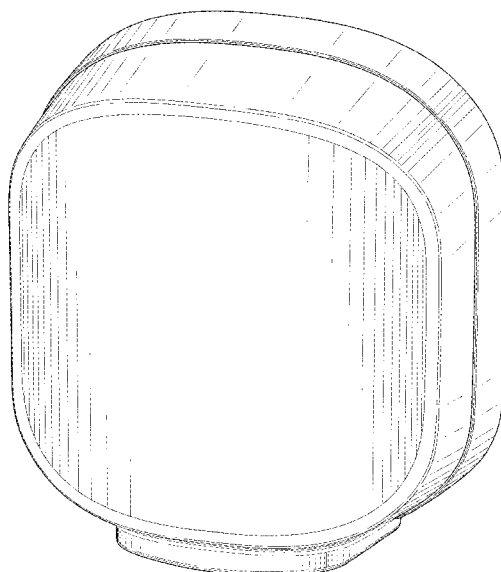
(52) **U.S. Cl.**
USPC **D6/518**

(58) **Field of Classification Search**
USPC D6/515-518; 206/225, 333, 389, 391;
211/13.1, 173, 180; 221/16, 33, 282,
221/283; 242/570, 590; 248/309.1, 309.2,
248/905

FIG. 1 is a perspective view showing a first embodiment of our design;
FIG. 2 is a top plan view thereof;
FIG. 3 is a left side elevational view thereof;
FIG. 4 is a front elevational view thereof;
FIG. 5 is a right side elevational view thereof;
FIG. 6 is a rear elevational view thereof; and,
FIG. 7 is a bottom plan view thereof.
The portions shown in broken lines form no part of the claimed design and are disclaimed.

See application file for complete search history.

1 Claim, 7 Drawing Sheets



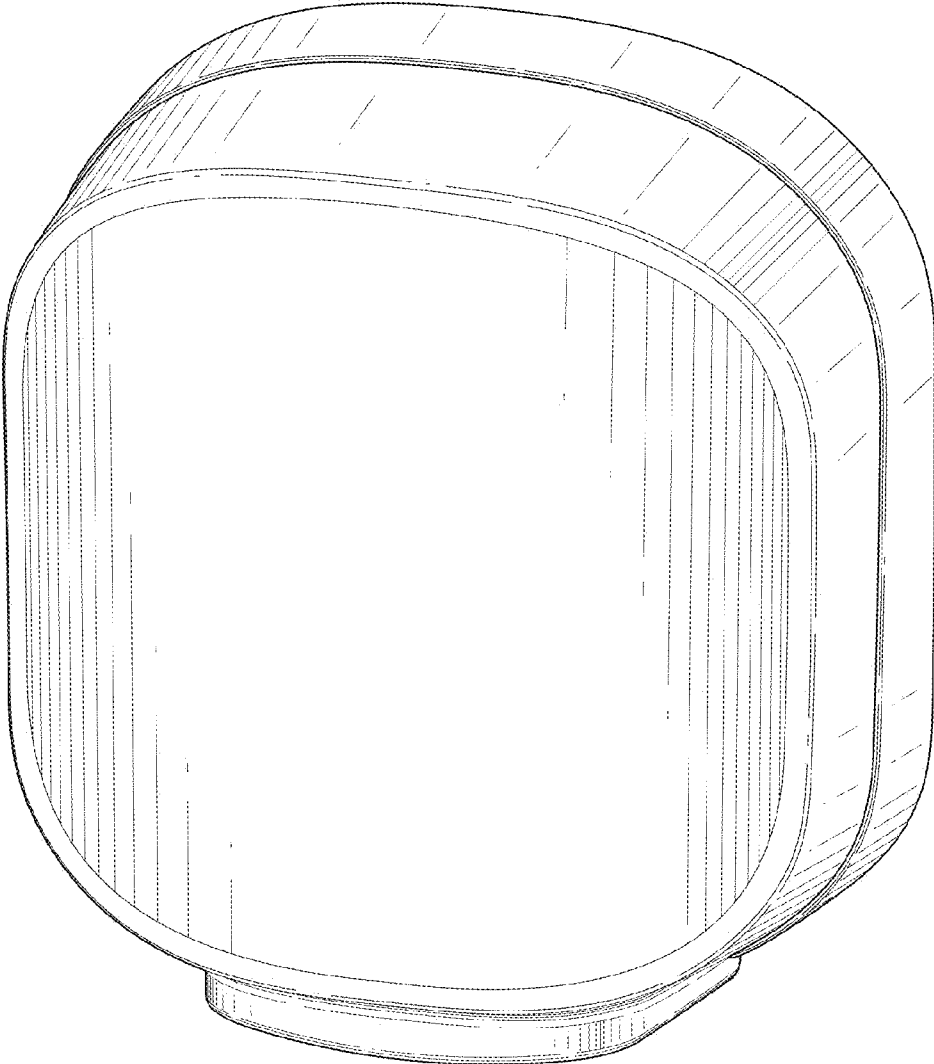


FIG. 1

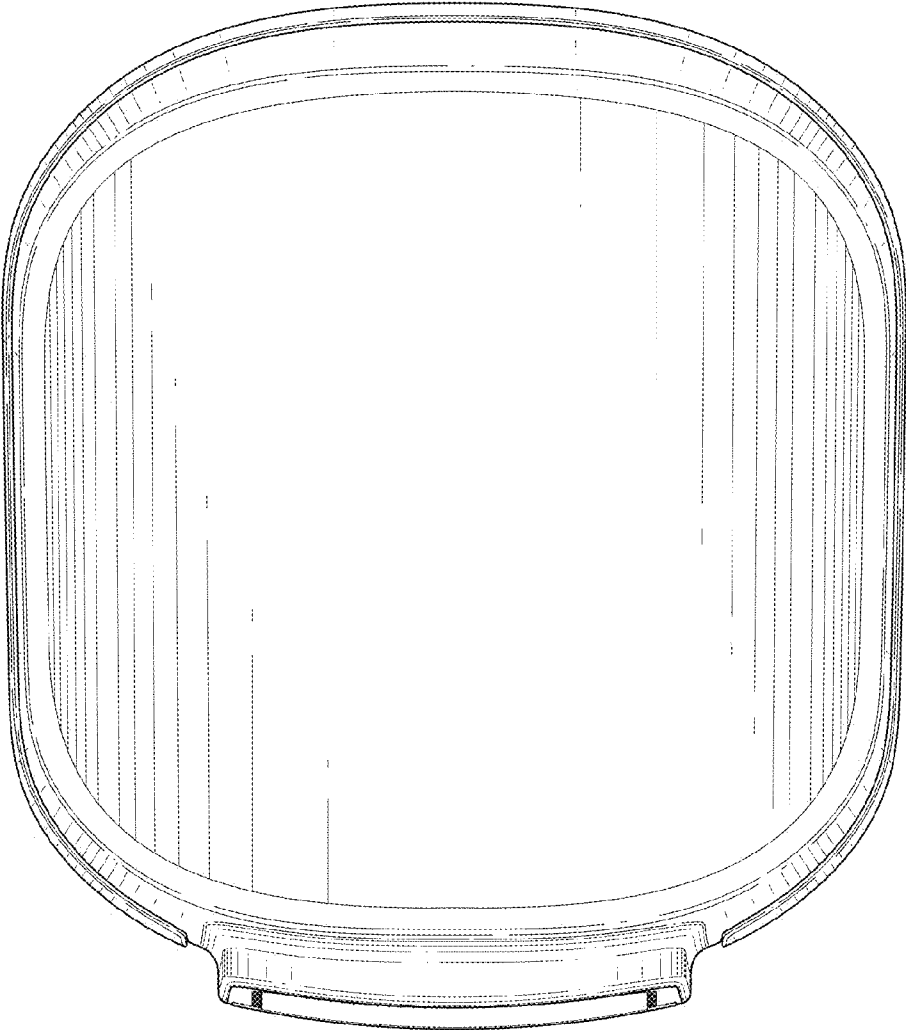


FIG. 2

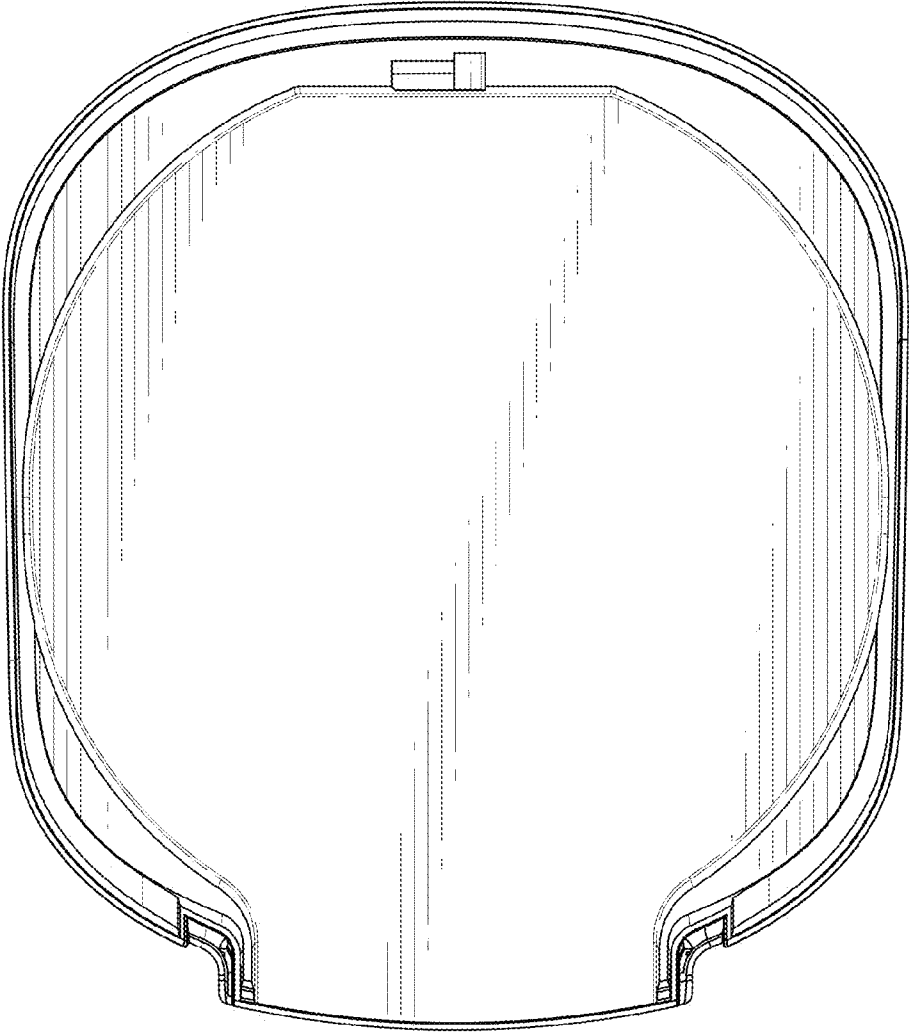


FIG. 3

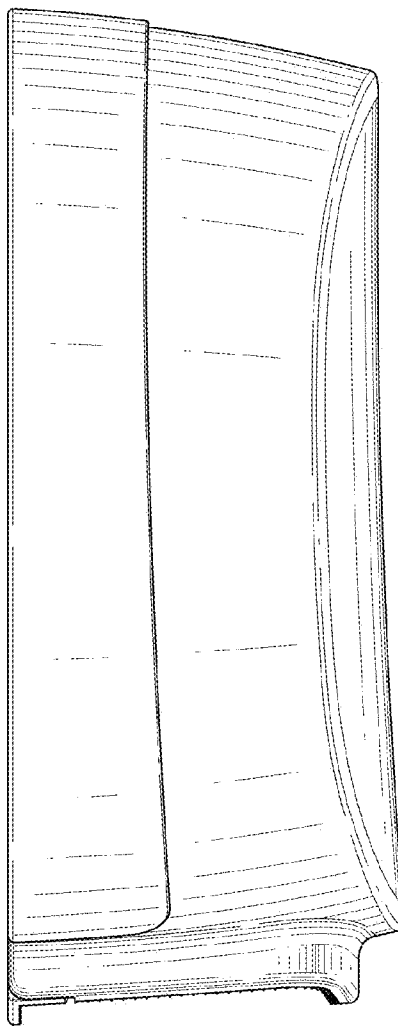


FIG. 4

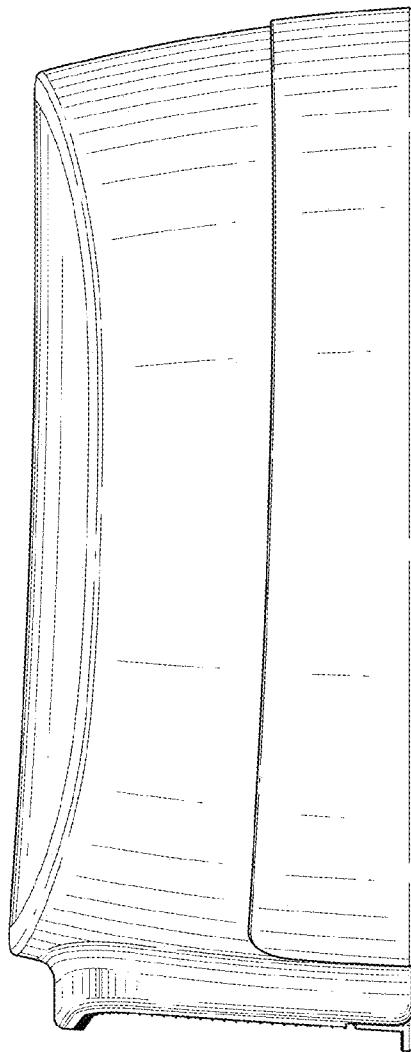


FIG. 5

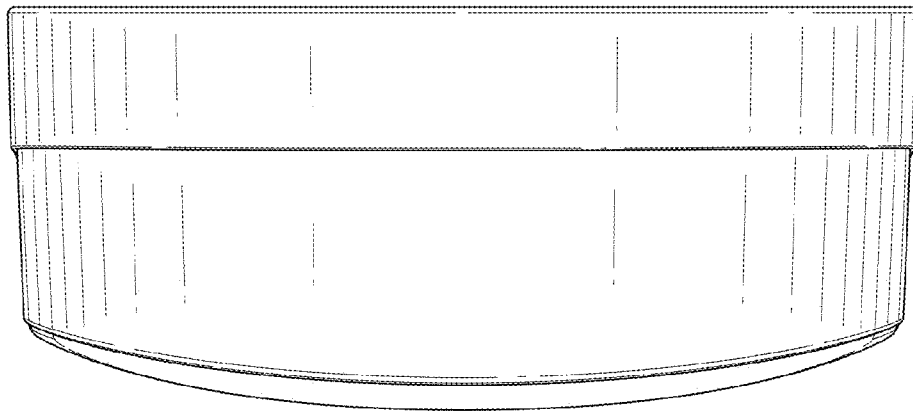


FIG. 6

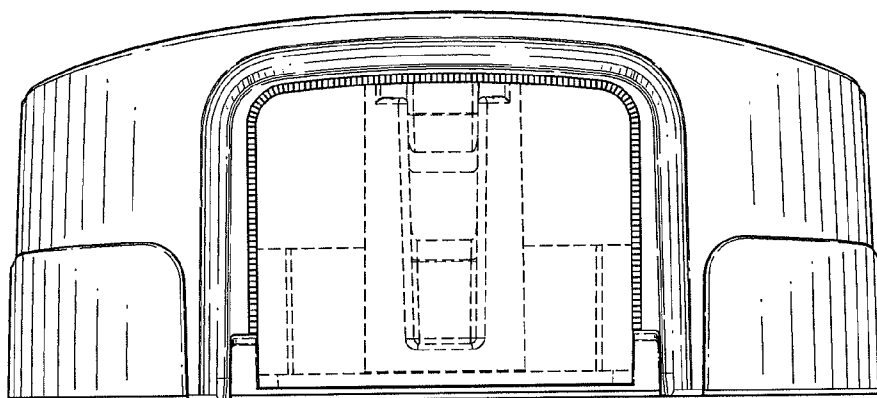


FIG. 7