



US00D470296S

(12) **United States Design Patent**
Masullo

(10) **Patent No.:** **US D470,296 S**

(45) **Date of Patent:** **** Feb. 18, 2003**

(54) **SHOE BOTTOM**

(75) **Inventor:** **Penny Masullo, Manhattan Beach, CA (US)**

(73) **Assignee:** **Skechers U.S.A., Inc. II, Manhattan Beach, CA (US)**

(**) **Term:** **14 Years**

(21) **Appl. No.:** **29/165,355**

(22) **Filed:** **Aug. 8, 2002**

(51) **LOC (7) Cl.** **02-04**

(52) **U.S. Cl.** **D2/952; D2/951; D2/953; D2/954**

(58) **Field of Search** **D2/897, 900, 902, D2/904, 908, 909, 911, 912, 914, 916, 920, 946-949, 951-962, 967, 972, 977; 36/3 B, 7.5, 7.6, 7.7, 13, 22 R, 25 R, 30 R, 31, 33, 59 C, 59 R, 67 B, 67 D, 67 R, 72 R, 114, 127, 129, 131, 132, 134, 135**

(56) **References Cited**

U.S. PATENT DOCUMENTS

2,090,881 A	8/1937	Wilson	
D113,620 S	3/1939	Cairns	
D197,951 S	* 4/1964	Wilmanns	
D206,222 S	* 11/1966	Mostile	
D255,173 S	* 6/1980	Finn	D2/951
4,223,456 A	* 9/1980	Cohen	36/29
D263,518 S	3/1982	Cohen	
4,345,387 A	* 8/1982	Daswick	36/43
D267,288 S	12/1982	Davis	
D267,366 S	12/1982	Davis	
4,446,633 A	* 5/1984	Scheinhaus et al.	36/11.5
4,494,320 A	1/1985	Davis	
D282,123 S	1/1986	Davis	
D325,807 S	* 5/1992	Austin	D2/952
5,216,824 A	* 6/1993	Blissett et al.	36/28
D369,234 S	* 4/1996	Fabio	D2/952

D376,896 S	* 12/1996	O'Rorke	D2/953
D393,340 S	4/1998	Doxey	
D397,237 S	8/1998	Teague	
5,799,413 A	* 9/1998	Argyris	36/43
D399,041 S	10/1998	Teague	
D399,998 S	* 10/1998	Finn	D2/960
D400,344 S	11/1998	Avar	
D401,742 S	* 12/1998	Loverin	D2/953
D405,594 S	2/1999	Toshikazu	
D408,973 S	* 5/1999	Hardy	D2/953
D413,712 S	* 9/1999	Doxey	D2/947
D414,921 S	* 10/1999	Clarke	D2/953
D419,284 S	1/2000	Dolinsky	
D430,387 S	* 9/2000	Merceron	D2/952
D440,385 S	* 4/2001	Matis et al.	D2/953
D442,767 S	5/2001	Della Valle	
D447,852 S	9/2001	Schroeder et al.	
D448,544 S	10/2001	Della Valle	
D460,249 S	* 7/2002	Yang	D2/959
D463,097 S	* 9/2002	Matis et al.	D2/956

* cited by examiner

Primary Examiner—Celia Murphy

(74) *Attorney, Agent, or Firm*—Marshall A. Lerner, Esq.; Finn T. Simmens, Esq.; Kleinberg & Lerner, LLP

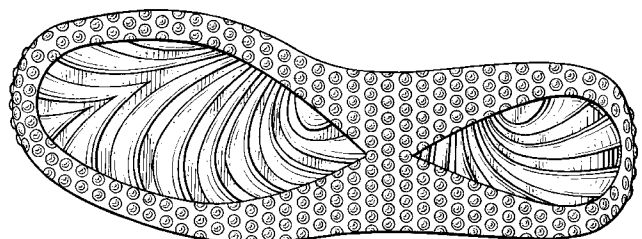
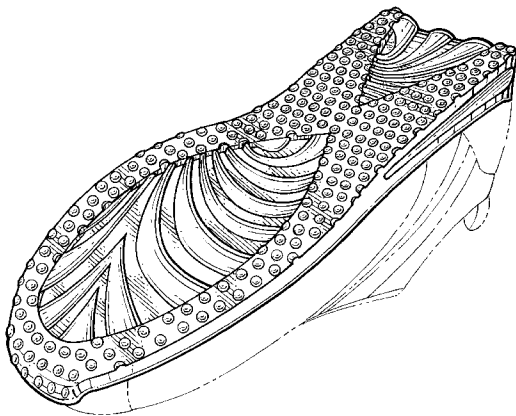
(57) **CLAIM**

The ornamental design for a shoe bottom, as shown and described.

DESCRIPTION

FIG. 1 is a perspective view of a shoe bottom showing my new design;
FIG. 2 is a bottom plan view thereof;
FIG. 3 is a right side elevational view thereof;
FIG. 4 is a left side elevational view thereof;
FIG. 5 is a front elevational view thereof; and,
FIG. 6 is a rear elevational view thereof.
Broken lines in the figures are for illustrative purposes only and form no part of the claimed design.

1 Claim, 3 Drawing Sheets



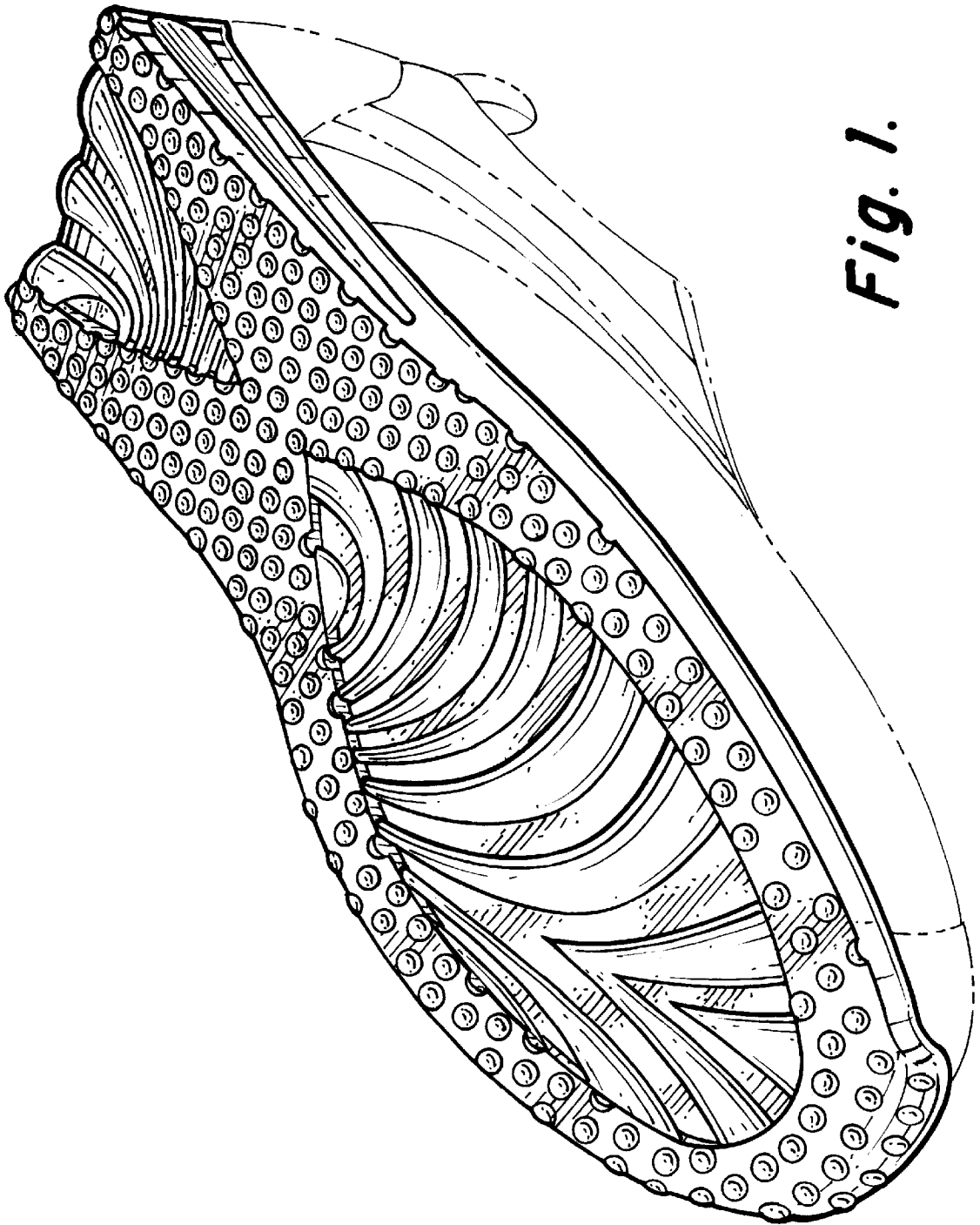


Fig. 1.

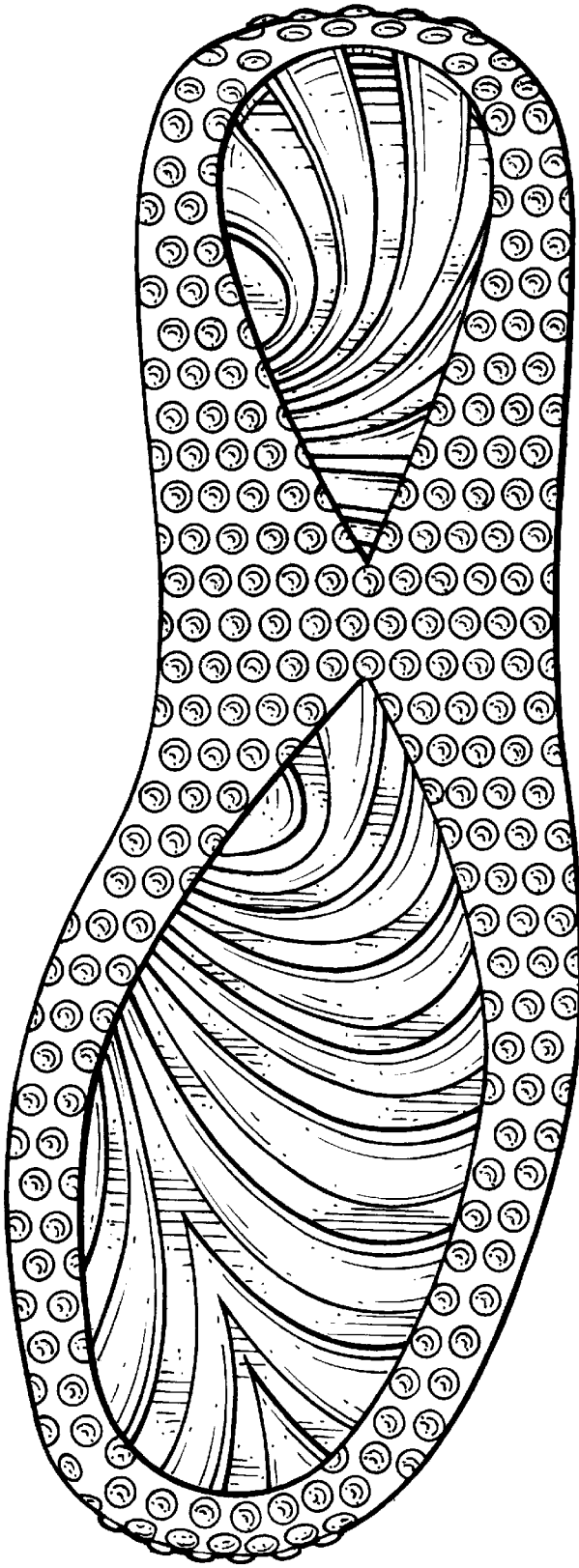


Fig. 2.

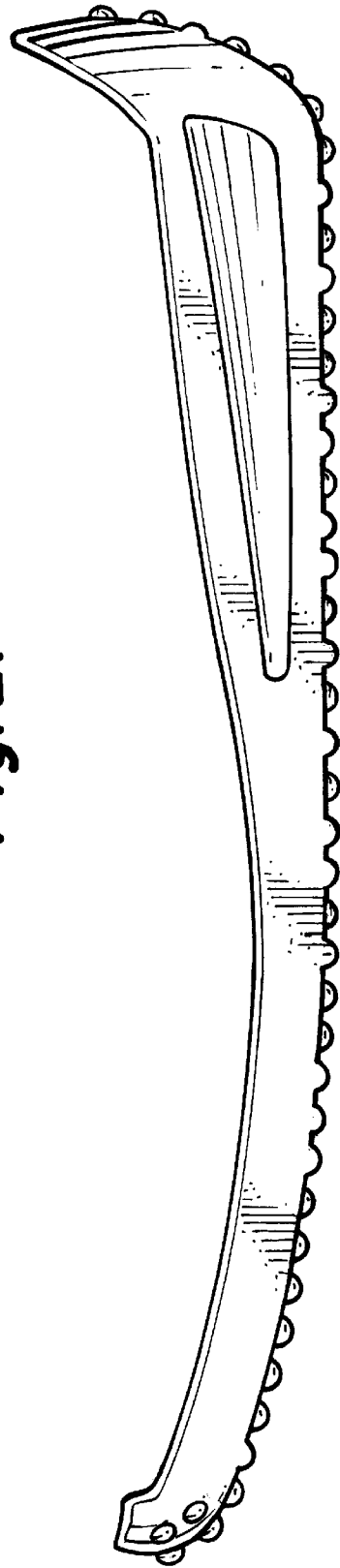


Fig. 3.

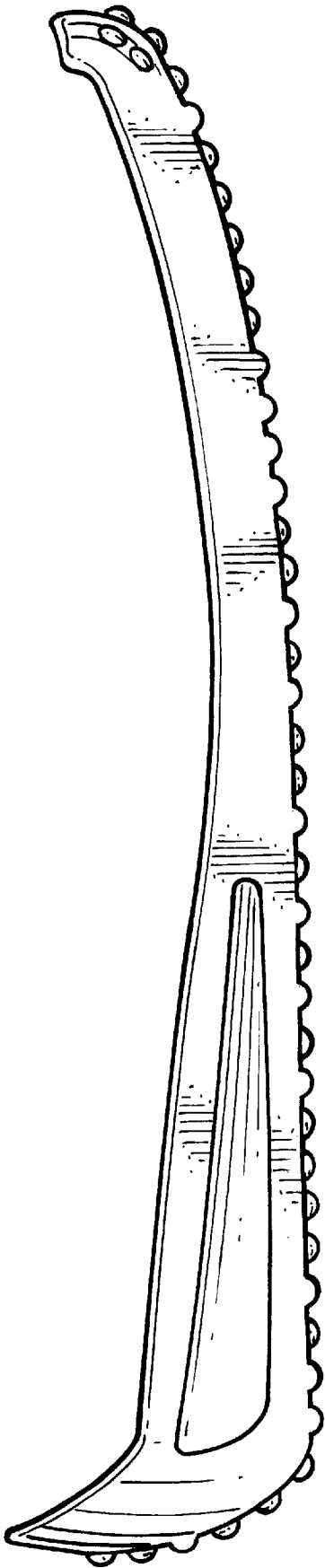


Fig. 4.

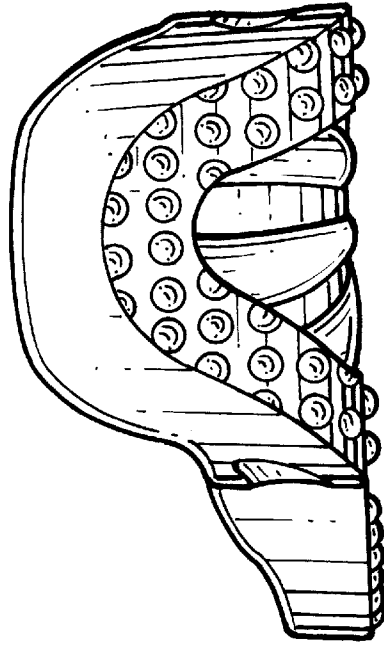


Fig. 6.

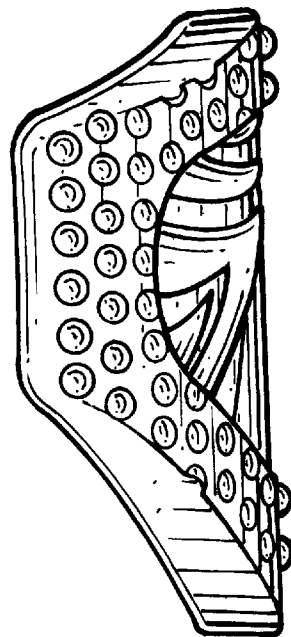


Fig. 5.